







	MAX2308EGI-T	
	Hersteller-Teilenummer:	MAX2308EGI-T
Hersteller / Marke:	MAXIM	
Teil der Beschreibung:	MAX2308EGI-T MAXIM	
RoHs Status:		
Lagerzustand:	New original, 9540 pcs Stock Available.	
Liefern von:	Hong Kong	
Versandweg:	DHL/Fedex/TNT/UPS/EMS	
Image may be representation. See specs for product details.		

Spezifikationen

Teilenummer	MAX2308EGI-T
Hersteller	MAXIM
Beschreibung	MAX2308EGI-T MAXIM
Kategorie	Integrierte Schaltungen (ICs) > Specialized Hot ICs
Teilstatus	9540 pcs Stock
Serie	-
RoHs Status	Lead free / RoHS Compliant
Bedingung	New Original Stock
Garantie	100% Perfect Functions
Vorlaufzeit	2-3days after payment.
Zahlung	PayPal / Telegraphic Transfer / Western Union
Versand per	DHL / Fedex / UPS
Hafen	HongKong
Anfrage-E-Mail	Info@Y-IC.com

MAX2308EGI-T ist neu im Original, Suche MAX2308EGI-T Datenblätter, PDF, Inventar bei Y-IC.com Online, Bestellen Sie MAX2308EGI-T mit Garantie und Vertrauen. Anfrage MAX2308EGI-T: Info@Y-IC.com

Sie können auch interessiert sein:

 <p>MAX2308EGI MAX MAX2308EGI MAX</p>	 <p>MAX2306ETI+T Maxim Integrated IC VGA DEMODULATOR 28TQFN</p>	 <p>MAX2308EVKIT Maxim Integrated EVAL KIT</p>	 <p>MAX2308ETI+ Maxim Integrated RF DEMOD IC 70MHZ-300MHZ 28TQFN</p>
 <p>MAX2306ETI+ Maxim Integrated IC VGA DEMODULATOR 28TQFN</p>	 <p>MAX2306EVKIT Maxim Integrated EVAL KIT</p>	 <p>MAX2308ETI Maxim Integrated IC RECEIVER IF 28-TQFN</p>	 <p>MAX2308ETI+T Maxim Integrated RF DEMOD IC 70MHZ-300MHZ 28TQFN</p>

heiße Teile

Mehr

- | | | | | |
|---------------------|-----------------|-----------------|-----------------|-----------------|
| ⚙️ MAX222CPN | ➡️ MAX222CPN+ | ➡️ MAX222CWN | D MAX222CWN+ | ➡️ MAX222CWN+T |
| ⚡️ MAX222EPN | ⚙️ MAX222EWN | D MAX222IDWR | ➡️ MAX222IN | ➡️ MAX2235EUP+T |
| ⚙️ MAX223CAI | ⚡️ MAX223CWI+ | ⚙️ MAX223EAI+ | ➡️ MAX223EWI+ | ➡️ MAX2240EBL |
| D MAX2242BEC-T | ⚙️ MAX2242EBC+T | ⚡️ MAX2242EBC-T | ⚙️ MAX2244EBL-T | ➡️ MAX2246EBL-T |
| ➡️ MAX2247EBC | ➡️ MAX225CWI-T | ⚙️ MAX225EWI-T | ⚡️ MAX2291EBA-T | ➡️ MAX2306ETI+T |
| ➡️ MAX2308ETI-T | ➡️ MAX2309EGI | D MAX2309EGI-T | ⚙️ MAX230CWP | ⚡️ MAX230CWP-T |
| ⚙️ MAX230EPP+ | D MAX230EWP | ➡️ MAX231CWE | ➡️ MAX231EWE | ➡️ MAX2320EUP |
| ⚡️ MAX2321EUP | ⚙️ MAX2323EGI | ➡️ MAX2323EGI+T | ➡️ MAX2323EGI-T | ➡️ MAX2324EUP-T |
| ⚙️ MAX232ACPE | ⚡️ MAX232ACSE | ⚙️ MAX232ACSE+ | D MAX232ACSE+T | ➡️ MAX232ACSE-T |
| ➡️ MAX232ACSE-TG074 | ⚙️ MAX232ACWE | ⚡️ MAX232ACWE+T | ⚙️ MAX232ACWE-T | ➡️ MAX232AEPE |