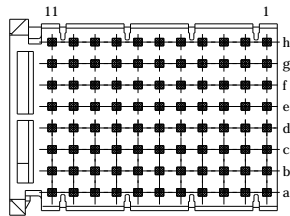
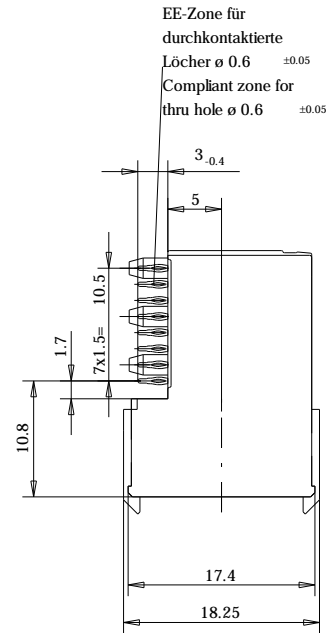
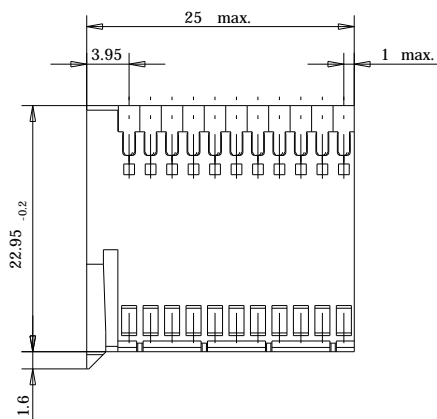
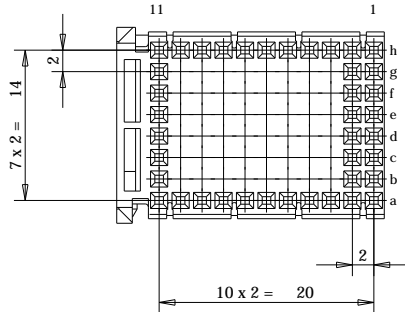


Bestückungsplan - contact layout



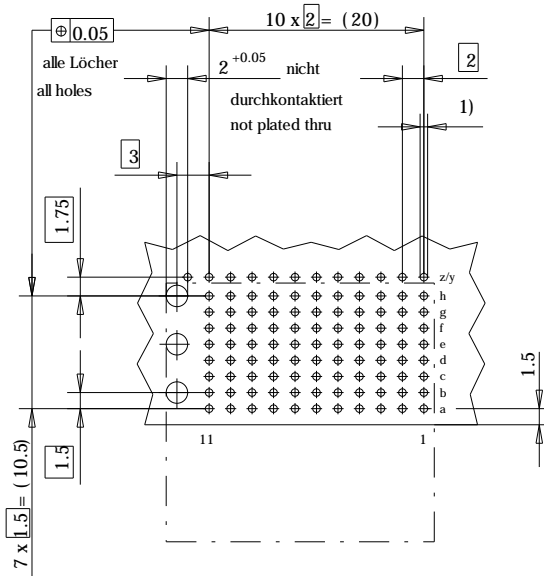
■ = bestückt - assemble



EE-Zone für durchkontaktierte Löcher  $\varnothing 0.6 \pm 0.05$   
Compliant zone for thru hole  $\varnothing 0.6 \pm 0.05$

Lochbild für Leiterplatte (Bestückungsseite)

Board hole pattern (Component mounting side)



- 1)  $\varnothing 0,6 \pm 0,05$  Durchmesser des metallisierten Loches  
 $\varnothing 0,6 \pm 0,05$  Diameter of finished plated-through hole
- $\varnothing 0,7 \pm 0,02$  Bohrungsdurchmesser des Loches  
 $\varnothing 0,7 \pm 0,02$  Diameter of drilled hole

Schichtaufbau im metallisierten Loch siehe Zeichnung 114406

Metal plating of plated-through hole see drawing 114406

Fehlende Masse und Angaben nach IEC 61076-4-101  
Missing information and dimensions per IEC 61076-4-101

|                                                                                                                                                                    |                                                                               |                          |                                                                                                                                        |     |
|--------------------------------------------------------------------------------------------------------------------------------------------------------------------|-------------------------------------------------------------------------------|--------------------------|----------------------------------------------------------------------------------------------------------------------------------------|-----|
| Information:                                                                                                                                                       | Tolerances                                                                    | <br>All Dimensions in mm | Scale                                                                                                                                  | 2:1 |
|                                                                                                                                                                    |                                                                               |                          | Angaben zu entsprechender Ident-Nr. siehe Fertigungsunterlagen<br>For further information about I.D. number see manufacturing document |     |
| All rights reserved.<br>Only for information.<br>To insure that this is the latest version of this drawing, please contact one of the ERNI companies before using. | Subject to modification without prior notice.<br>Drawing will not be updated. | <br>www.ERNI.com         | Designation                                                                                                                            |     |
|                                                                                                                                                                    |                                                                               |                          | <b>ERmet Federleiste F</b><br><b>ERmet Female Type F</b>                                                                               |     |
| a                                                                                                                                                                  | 03.04.200                                                                     |                          | 104088                                                                                                                                 |     |
| Index                                                                                                                                                              | Date                                                                          | M:00019596.SZA           | ERM<br>F                                                                                                                               |     |

Bedruckung siehe Zeichnung 401194  
Marking see drawing 401194

Consider protection status from DIN 34