



SPDT Electromechanical Relay Failsafe Switch, DC to 18 GHz, up to 90W, 12V, Indicators, SMA

Electromechanical Relay Switches Technical Data Sheet

PE71S6351

Features

- Single Pole Double Throw
- DC to 18 GHz Frequency Range
- Isolation greater than 85 dB typical
- 2M Cycle Min Operating Life
- +12 Volt DC
- 90 Watt average Power
- Failsafe Actuator
- 1 Watt Indicators
- -25 to +70°C Operating Temperature
- Insertion Loss as low as 0.15 dB Max
- VSWR as low as 1.2:1 max
- SMA Female RF connectors
- 9 Pin D-Sub Connector for DC Control
- Hot Switching Capability - Consult Factory
- S-Parameter Data available upon request
- Hot Switching Capability - Consult Factory
- S-Parameter test data available upon request

Applications

- High Performance Relay Switch
- Military Communications
- Communications Systems
- Test & Measurement

Description

The PE71S6351 is a Single Pole Double Throw (SPDT) electromechanical relay switch that operates across a wide frequency range of DC to 18 GHz and can handle up to 90 Watts of CW input power in a break before make condition. The design features a Failsafe actuator with indicators and is rated for 2M life cycles for high reliability operation. Impressive performance includes insertion loss less than 0.15 dB typical and isolation greater than 85 dB typical. This switch requires a +12Vdc bias voltage and operates over a temperature range of -25°C to +70°C. The rugged and compact package assembly supports SMA Female connectors and a 9 Pin D-Sub Connector for DC Control and indicator monitoring. And for highly reliable operation, the model is guaranteed to meet MIL-STD-202 environmental test conditions for shock and random vibration.

Electrical Specifications

Switch Type	SPDT
Actuator Type	Failsafe
Switching Sequence	Break before Make
Actuator Options	Indicators
Indicator Rating	1 Watts / 32 Volts / 125 mA

Description	Minimum	Typical	Maximum	Units
Frequency Range	DC		18	GHz
Impedance		50		Ohms
Operating Voltage	11	12	13	Volts
Actuating Current @ 12 Volts		200		mA
VSWR		1.2:1	1.4:1	
Insertion Loss		0.15	0.35	dB
Isolation	65	85		dB
Input Power (CW)			60	Watts
Switching Time			20	ms Max

Click the following link (or enter part number in "SEARCH" on website) to obtain additional part information including price, inventory and certifications: [SPDT Electromechanical Relay Failsafe Switch, DC to 18 GHz, up to 90W, 12V, Indicators, SMA PE71S6351](#)



SPDT Electromechanical Relay Failsafe Switch, DC to 18 GHz, up to 90W, 12V, Indicators, SMA

Electromechanical Relay Switches Technical Data

PE71S6351

Performance by Frequency

Description	F1	F2	F3	F4	F5	Units
Frequency Range	DC to 6	6 to 12	12 to 18			GHz
VSWR, Max	1.2:1	1.3:1	1.4:1			
Insertion Loss, Max	0.15	0.25	0.35			dB
Isolation, Min	85	75	65			dB
Input Power, Typ (CW)	90	75	60			Watts

Mechanical Specifications

Size

Package Type	Connectorized
Operating Life	2,000,000 Cycles

Connectors

RF Connector Type	SMA Female
Control Connector	9 Pin D-Sub

Environmental Specifications

Temperature

Operating Range	-25 to +70 deg C
Storage Range	-55 to +100 deg C

Shock	MIL-STD-202 Method 213, Cond. D 500G Non Operating
Vibration	MIL-STD-202 Method 214, Cond. D 10G RMS Non Operating

Compliance Certifications (see [product page](#) for current document)

Plotted and Other Data

Notes:

Click the following link (or enter part number in "SEARCH" on website) to obtain additional part information including price, inventory and certifications: [SPDT Electromechanical Relay Failsafe Switch, DC to 18 GHz, up to 90W, 12V, Indicators, SMA PE71S6351](#)

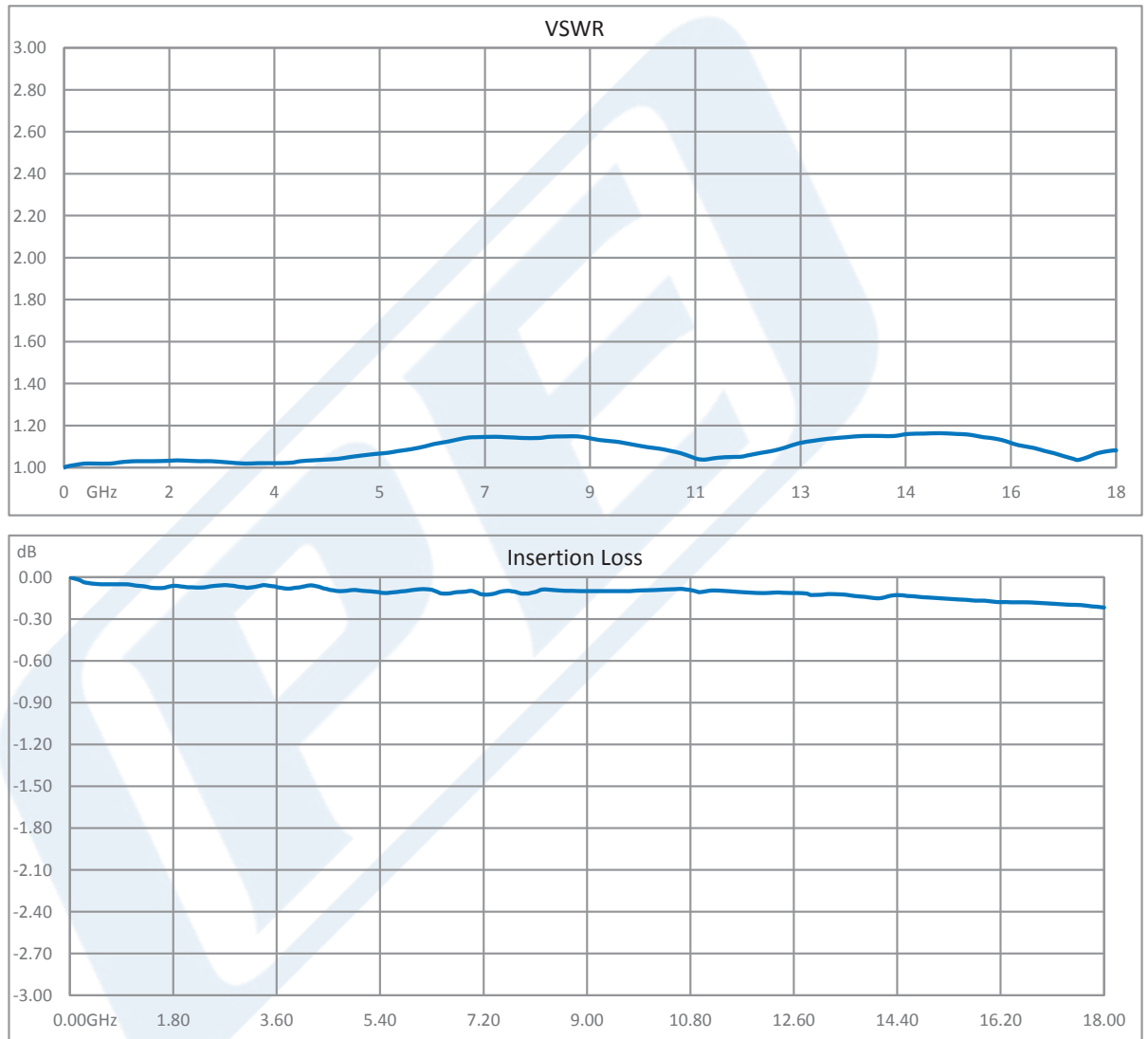


SPDT Electromechanical Relay Failsafe Switch, DC to 18 GHz, up to 90W, 12V, Indicators, SMA

Electromechanical Relay Switches Technical Data

PE71S6351

Typical Performance Data



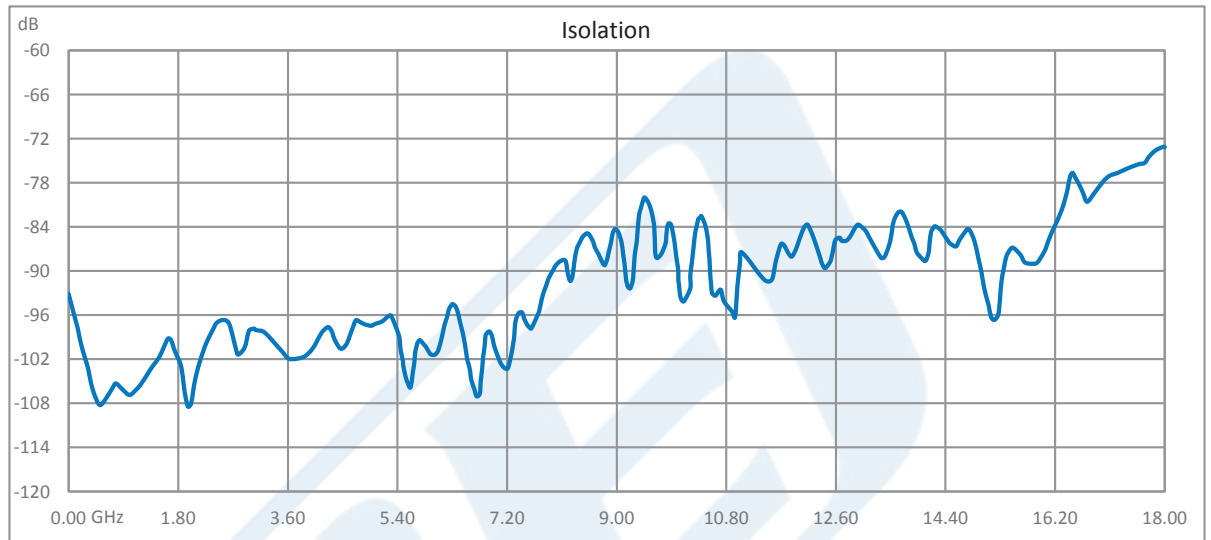
Click the following link (or enter part number in "SEARCH" on website) to obtain additional part information including price, inventory and certifications: [SPDT Electromechanical Relay Failsafe Switch, DC to 18 GHz, up to 90W, 12V, Indicators, SMA PE71S6351](#)



SPDT Electromechanical Relay Failsafe Switch, DC to 18 GHz, up to 90W, 12V, Indicators, SMA

Electromechanical Relay Switches Technical Data

PE71S6351



Click the following link (or enter part number in "SEARCH" on website) to obtain additional part information including price, inventory and certifications: [SPDT Electromechanical Relay Failsafe Switch, DC to 18 GHz, up to 90W, 12V, Indicators, SMA PE71S6351](#)

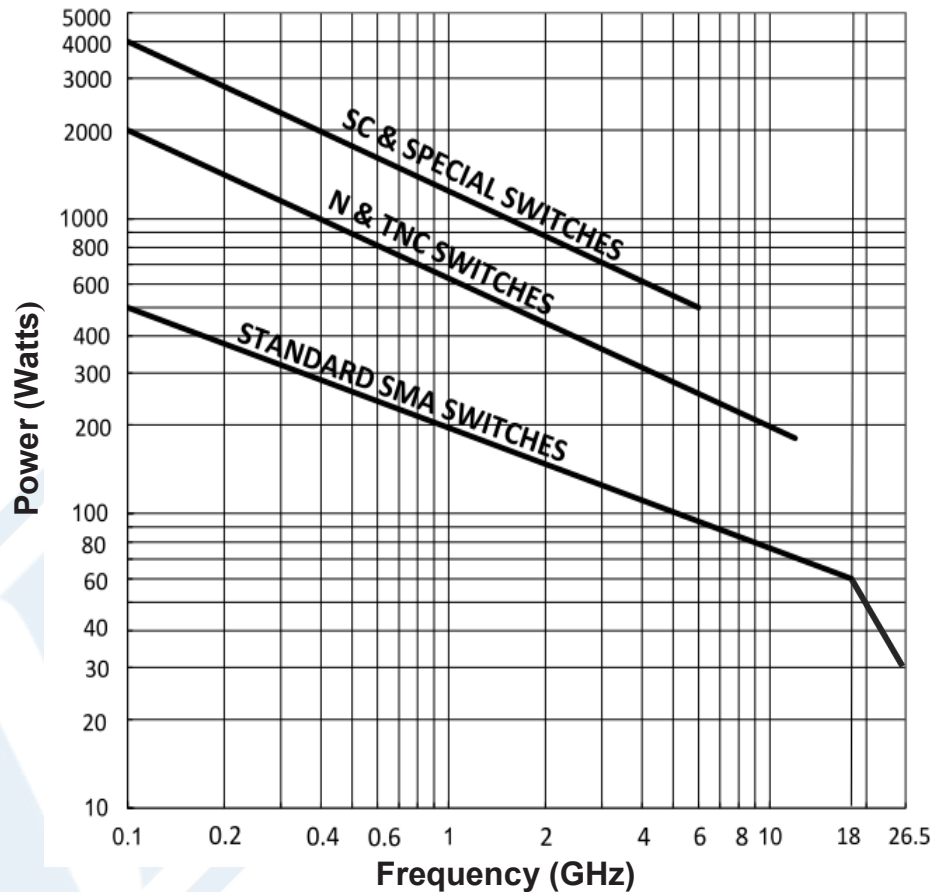


SPDT Electromechanical Relay Failsafe Switch, DC to 18 GHz, up to 90W, 12V, Indicators, SMA

Electromechanical Relay Switches Technical Data

PE71S6351

Power Handling vs. Frequency & Connector Type



Environmental and Test Conditions:

- Ambient temperature of 25°C or less
- Altitude: Sea Level
- Load VSWR: 1.20:1 max.
- Cold Switching

Click the following link (or enter part number in "SEARCH" on website) to obtain additional part information including price, inventory and certifications: [SPDT Electromechanical Relay Failsafe Switch, DC to 18 GHz, up to 90W, 12V, Indicators, SMA PE71S6351](#)



SPDT Electromechanical Relay Failsafe Switch, DC
to 18 GHz, up to 90W, 12V, Indicators, SMA

Electromechanical Relay Switches Technical Data

PE71S6351

SPDT Electromechanical Relay Failsafe Switch, DC to 18 GHz, up to 90W, 12V, Indicators, SMA from Pasternack Enterprises has same day shipment for domestic and International orders. Our RF, microwave and millimeter wave products maintain a 99.4% availability and are part of the broadest selection in the industry.

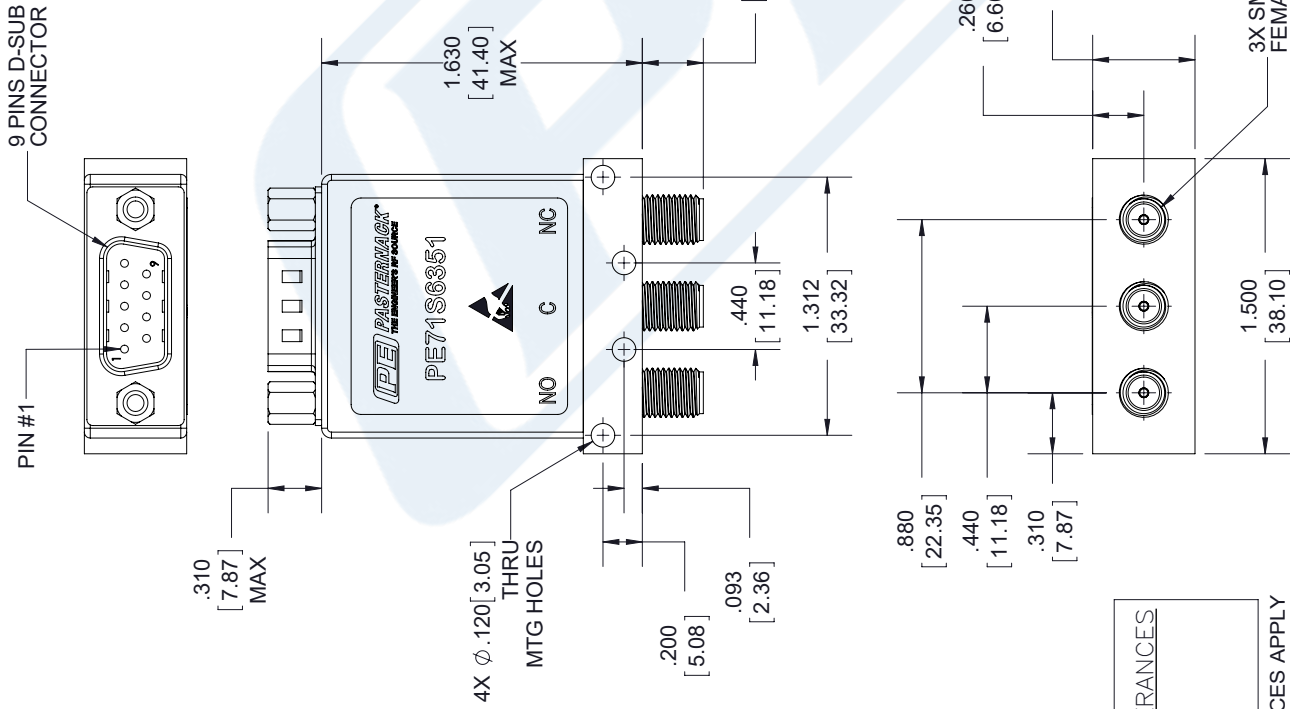
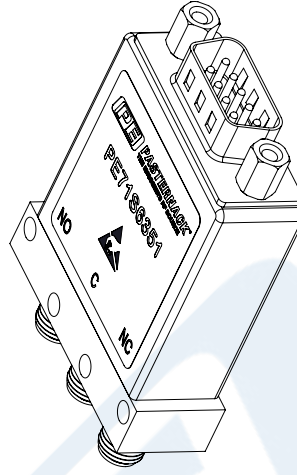
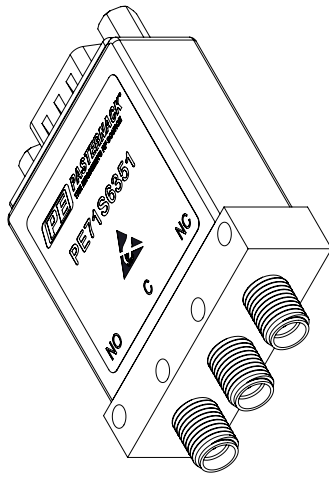
Click the following link (or enter part number in "SEARCH" on website) to obtain additional part information including price, inventory and certifications: [SPDT Electromechanical Relay Failsafe Switch, DC to 18 GHz, up to 90W, 12V, Indicators, SMA PE71S6351](https://www.pasternack.com/spdt-electromechanical-relay-failsafe-switch-18-ghz-60w-12v-indicators-sma-pe71s6351)

URL: <https://www.pasternack.com/spdt-electromechanical-relay-failsafe-switch-18-ghz-60w-12v-indicators-sma-pe71s6351-p.aspx>

The information contained in this document is accurate to the best of our knowledge and representative of the part described herein. It may be necessary to make modifications to the part and/or the documentation of the part, in order to implement improvements. Pasternack reserves the right to make such changes as required. Unless otherwise stated, all specifications are nominal. Pasternack does not make any representation or warranty regarding the suitability of the part described herein for any particular purpose, and Pasternack does not assume any liability arising out of the use of any part or documentation.

PE71S6351 CAD Drawing

SPDT Electromechanical Relay Failsafe Switch, DC to 18 GHz, up to 90W, 12V, Indicators, SMA



STANDARD TOLERANCES

- .X ± 0.2
- .XX ± 0.01
- .XXX ± 0.005

*STANDARD TOLERANCES APPLY ONLY TO DIMENSIONS IN INCHES



Pasternack Enterprises, Inc.
P.O. Box 16759 | Irvine | CA | 92623

Phone: (949) 261-1920 | Fax: (949) 261-7451
Website: www.pasternack.com | E-Mail: sales@pasternack.com

DWG TITLE

PE71S6351

CAGE CODE 53919

NOTES:
1. UNLESS OTHERWISE SPECIFIED ALL DIMENSIONS ARE NOMINAL.
2. ALL SPECIFICATIONS ARE SUBJECT TO CHANGE WITHOUT NOTICE AT ANY TIME
3. DIMENSIONS ARE IN INCHES [mm].

CAD FILE 090617

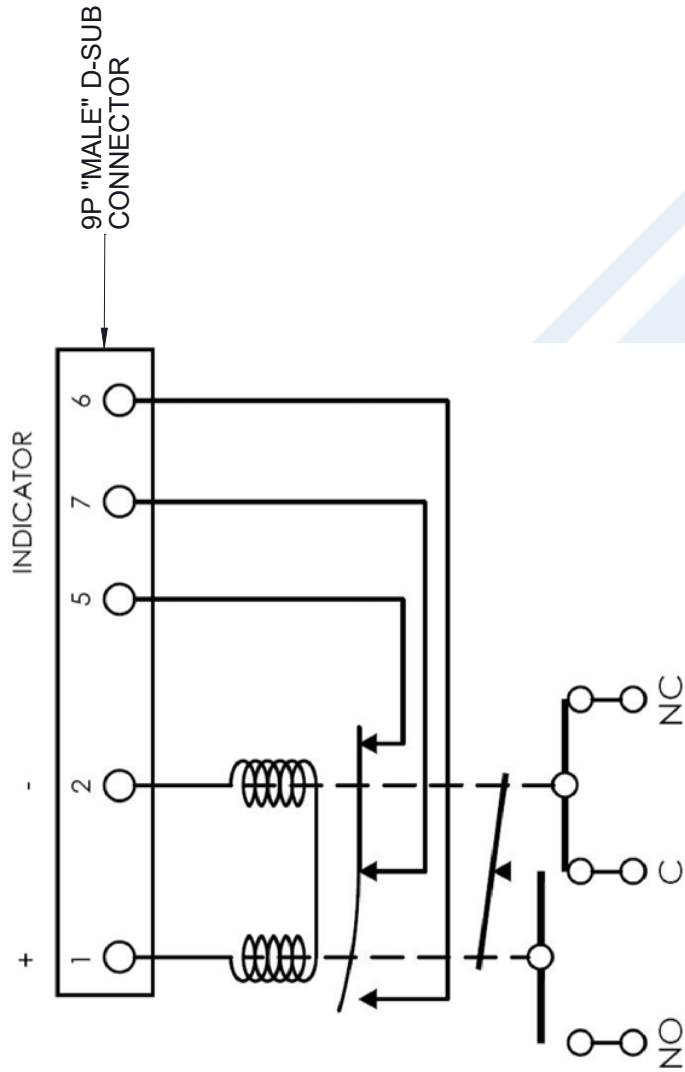
SCALE N/A

SIZE A

7361

PE71S6351 CAD Drawing

SPDT Electromechanical Relay Failsafe Switch, DC to 18 GHz, up to 90W, 12V, Indicators, SMA



SCHEMATIC SHOWN IN FAILSAFE POSITION

STANDARD TOLERANCES

- .X ±0.2
- .XX ±0.01
- .XXX ±0.005

*STANDARD TOLERANCES APPLY ONLY TO DIMENSIONS IN INCHES



Pasternack Enterprises, Inc.
P.O. Box 16759 | Irvine | CA | 92623

Phone: (949) 261-1920 | Fax: (949) 261-7451

Website: www.pasternack.com | E-Mail: sales@pasternack.com

DWG TITLE

PE71S6351

NOTES:
1. UNLESS OTHERWISE SPECIFIED ALL DIMENSIONS ARE NOMINAL.
2. ALL SPECIFICATIONS ARE SUBJECT TO CHANGE WITHOUT NOTICE AT ANY TIME
3. DIMENSIONS ARE IN INCHES [mm].

CAGE CODE 53919

CAD FILE 090617

SCALE N/A

SIZE A

7361