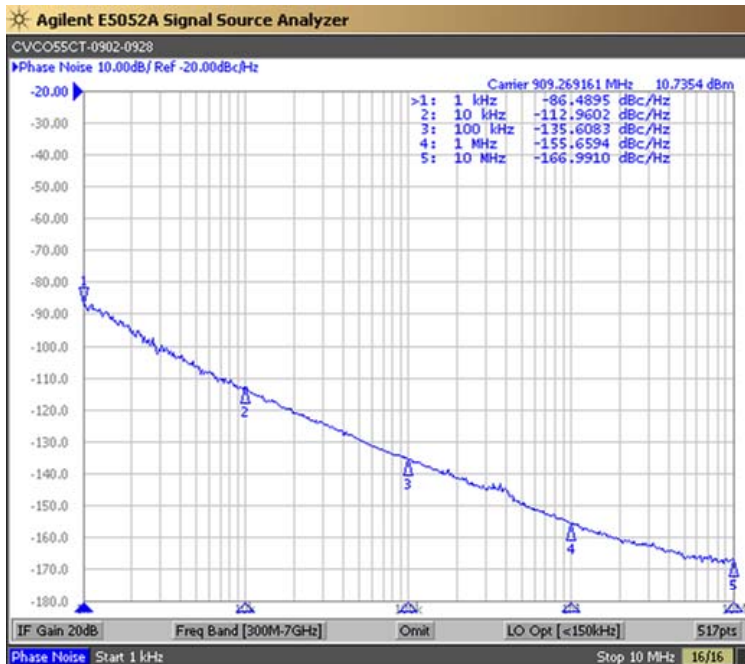


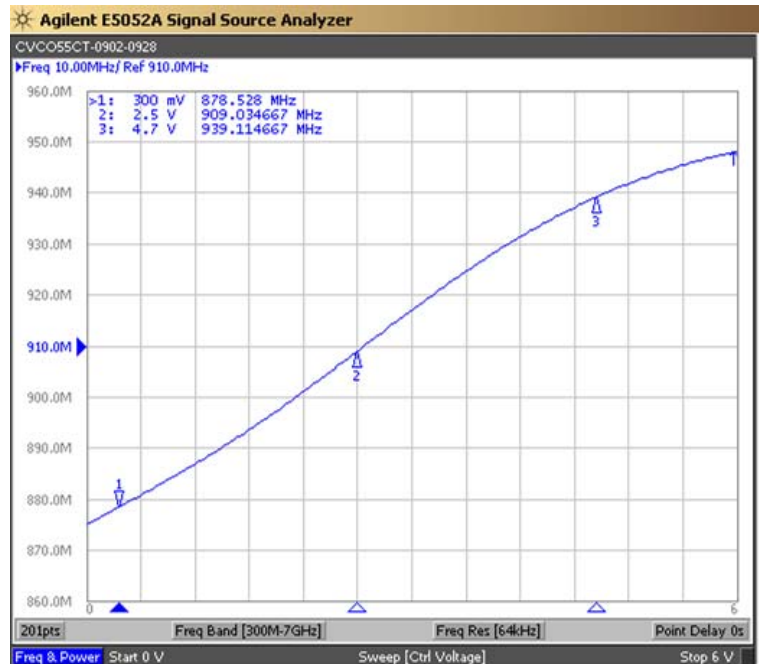


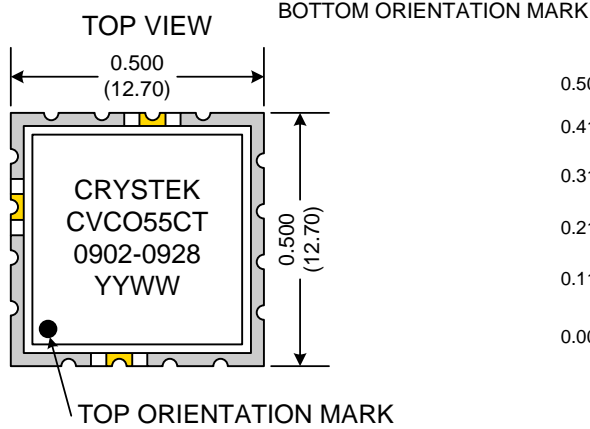
PERFORMANCE SPECIFICATION	MIN	TYP	MAX	UNITS
Lower Frequency:			902	MHz
Upper Frequency:	928			MHz
Tuning Voltage:	0.3		4.7	VDC
Supply Voltage:	11.5	12.0	12.5	VDC
Output Power:	+8.0	+10.0	+12.0	dBm
Supply Current:			25	mA
Harmonic Suppression (2 <sup>nd</sup> Harmonic):		-20	-15	dBc
Pushing:		5.0	10.0	MHz/V
Pulling, all Phases:		3.0	6.0	MHz pk-pk
Tuning Sensitivity:		13		MHz/V
Phase Noise @ 10kHz offset:		-110		dBc/Hz
Phase Noise @ 100kHz offset:		-132		dBc/Hz
Load Impedance:		50		$\Omega$
Input Capacitance:			30	pF
Operating Temperature Range:	-40		+85	$^{\circ}\text{C}$
Storage Temperature Range:	-45		+90	$^{\circ}\text{C}$

Phase Noise (1 Hz BW, Typical)



Tuning Curve (Typical)





Pad	Connection
2	Vt
10	RF-OUTPUT
14	Vcc
Others	GROUND

- Unless otherwise specified, Dimensions are in:  $\frac{IN}{(mm)}$
- Pad Location Dimensions are in: Inches

**TAPE AND REEL**



Drawing not to scale

**Product Control:**

Crystek Part Number:	CVCO55CT-0902-0928	Release Date:	12-Dec-2013
Revision Level:	E	Responsible:	C. Vales

Specification is subject to change without notice

Page 2 of 2