



Adapter for Motorola MC145158-2 SOIC DW-to-20-Pin PLCC

FEATURES


- A cost-effective means of upgrading to SOJ or SOIC without changing your PCB layout.

GENERAL SPECIFICATIONS

- BOARD MATERIAL: 0.062 thick FR-4 with 1-oz. Cu traces, both sides
- PINS: Brass 360 1/2-hard per UNS C36000, ASTM B16/B16M
- PIN PLATING: 200 μ [5.08 μ] Sn/Pb 93/7 per ASTM B579-73 over 100 μ [2.54 μ] Ni per SAE AMS-QQ-N-290
- OPERATING TEMPERATURE: 221°F [105°C]

MOUNTING CONSIDERATIONS

- Standard surface mount



CUSTOMIZATION: In addition to the standard products shown on this page, Aries specializes in custom design and production. Special materials, platings, sizes, and configurations can be furnished, depending on the quantity. **NOTE:** Aries reserves the right to change product general specifications without notice.

ORDERING INFORMATION

20-301550-X 0

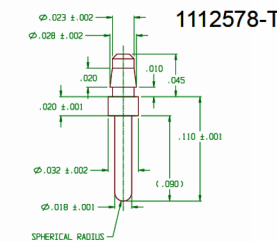
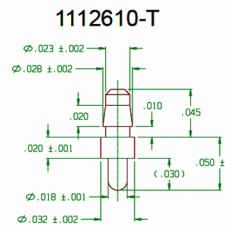
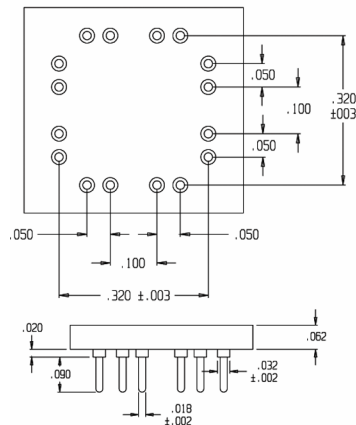
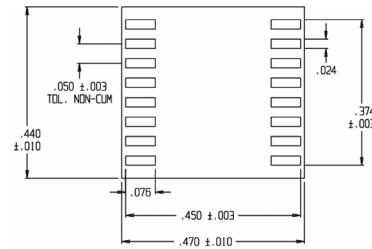
Plating Sn
Pin Length

1 = Pin 1112610-T
2 = Pin 1112578-T

ALL DIMENSIONS: INCHES [MILLIMETERS]

ALL TOLERANCES: ± 0.005 [0.13] UNLESS OTHERWISE SPECIFIED

CONSULT FACTORY FOR OTHER SIZES AND CONFIGURATIONS



SOIC	PLCC PAD
1	2
2	3
3	4
4	5
5	7
6	8
7	9
8	10
9	12
10	13
11	14
12	15
13	17
14	18
15	19
16	20



Bristol, PA 19007-6810 USA
TEL (215) 781-9956 • FAX (215) 781-9845
WWW.ARIESELEC.COM • INFO@ARIESELEC.COM