

Features

- 1.8 dB Noise Figure
- 19 dBm Output Power
- 20% Power Added Efficiency (PAE)


Description

The A1212 RF amplifier is a discrete hybrid design, which uses thin film manufacturing processes for accurate performance and high reliability.

This feedback amplifier design displays impressive performance characteristics over a broadband frequency range. An RF choke is used for DC power supply decoupling.

Both the TO-8 and Surface Mount packages are hermetically sealed, and MIL-STD-883 environmental screening is available.

Product Image



Ordering Information

Part Number	Package
A1212	TO-8
SMA1212	Surface Mount
CA1212 ¹	SMA Connectorized

1. The connectorized version is not RoHS compliant.

Electrical Specifications²: $Z_0 = 50 \Omega$, $V_{CC} = 5 V_{DC}$

Parameter	Units	Typical	Guaranteed	
		25°C	0° to 50°C	-54° to +85°C*
Frequency	GHz	0.1-1.2	0.1-1.2	0.1-1.2
Small Signal Gain (min.)	dB	14.0	12.5	11.5
Gain Flatness (max.)	dB	±0.6	±1.0	±1.2
Reverse Isolation	dB	23	—	—
Noise Figure (max.)	dB	1.8	2.3	2.7
Power Output @ 1 dB comp. (min.)	dBm	19.0	17.0	16.0
IP3	dBm	29	—	—
IP2	dBm	40	—	—
Second Order Harmonic IP	dBm	46	—	—
VSWR Input / Output (max.)	Ratio	1.8:1 / 1.8:1	2.1:1 / 2.1:1	2.3:1 / 2.3:1
DC Current @ 5 Volts (max.)	mA	70	75	85

2. Over temperature performance limits for part number CA1212, guaranteed from 0°C to +50°C only.

Absolute Maximum Ratings^{3,4}

Parameter	Absolute Maximum
Storage Temperature	-62°C to +125°C
Case Temperature	+125°C
DC Voltage	8 V
Continuous Input Power	13 dBm
Short Term Input power (1 minute max.)	50 mW
Peak Power (3 µsec max.)	0.5 W
“S” Series Burn-In Temperature (case)	+125°C

3. Exceeding any one or combination of these limits may cause permanent damage to this device.

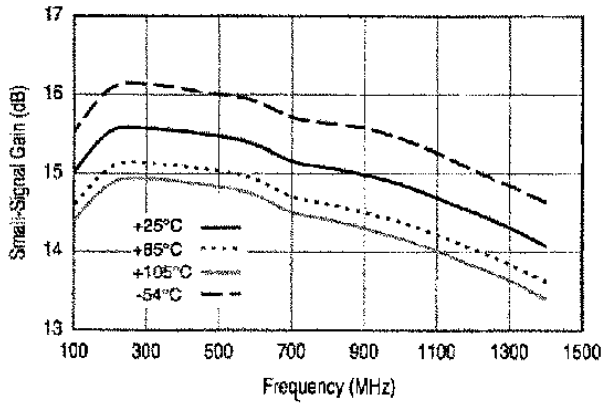
4. MACOM does not recommend sustained operation near these survivability limits.

Thermal Data: $V_{CC} = 5 V_{DC}$

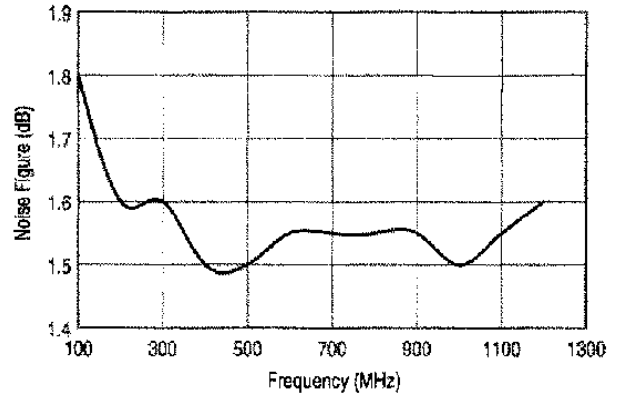
Parameter	Rating
Thermal Resistance θ_{jc}	90°C/W
Transistor Power Dissipation P_d	0.3 W
Junction Temperature Rise Above Case T_{jc}	+27°C

Typical Performance Curves at +25°C

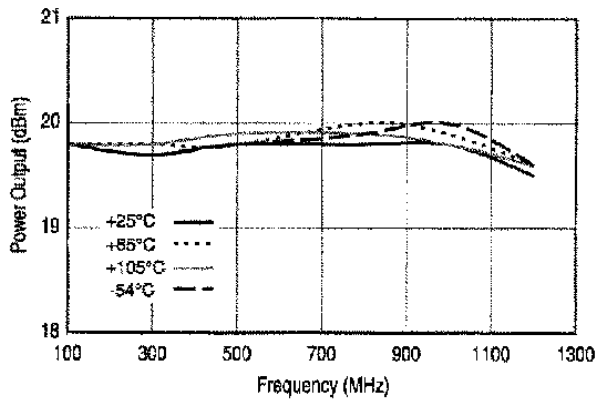
Small Signal Gain



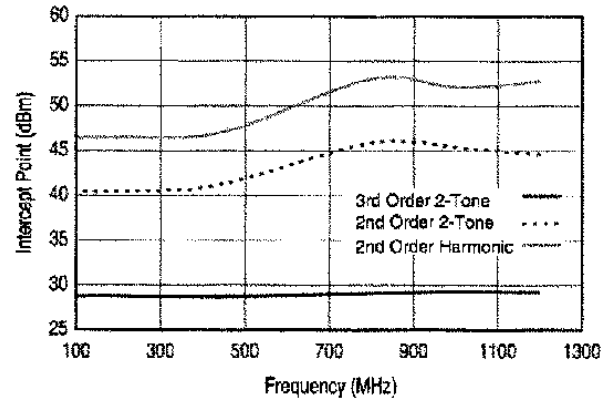
Noise Figure



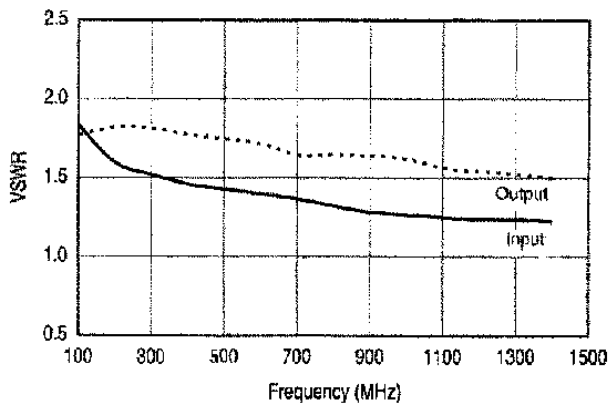
Power Output (1 dB Gain Compression)



Intercept Point



VSWR



A1212 / SMA1212 / CA1212

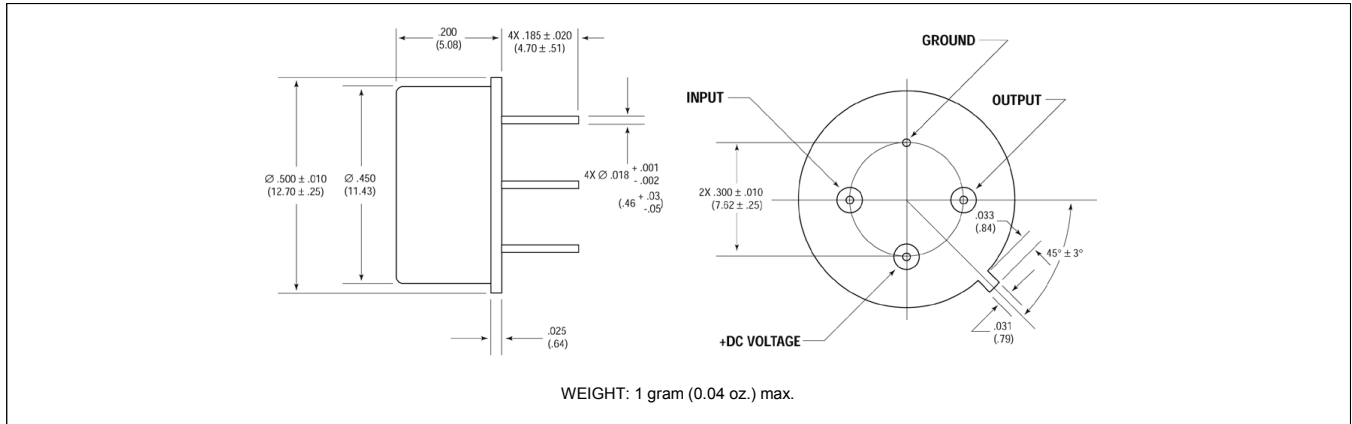


Cascadable Amplifier
100 - 1200 MHz

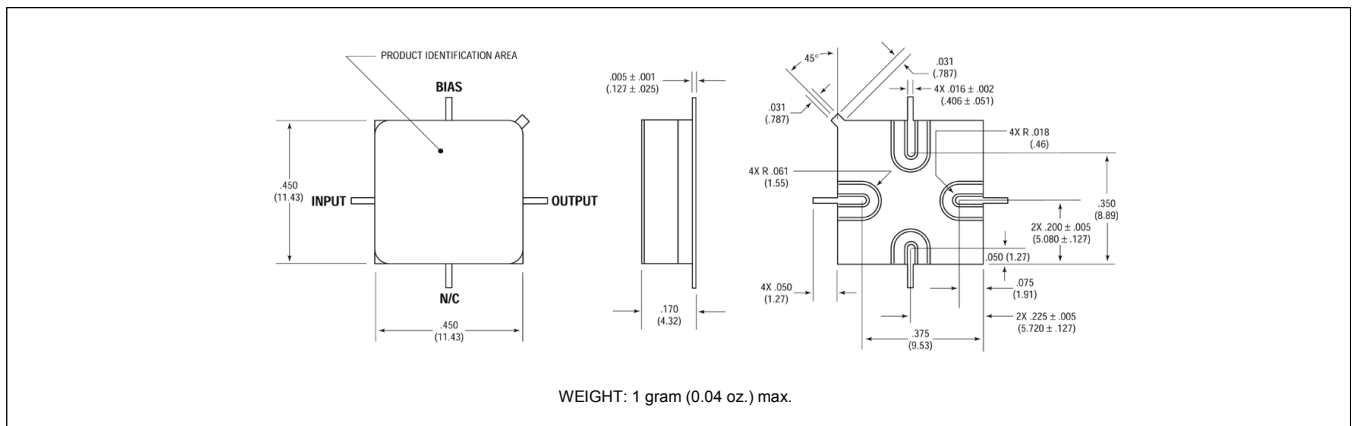
Rev. V4

Outline Drawings⁵

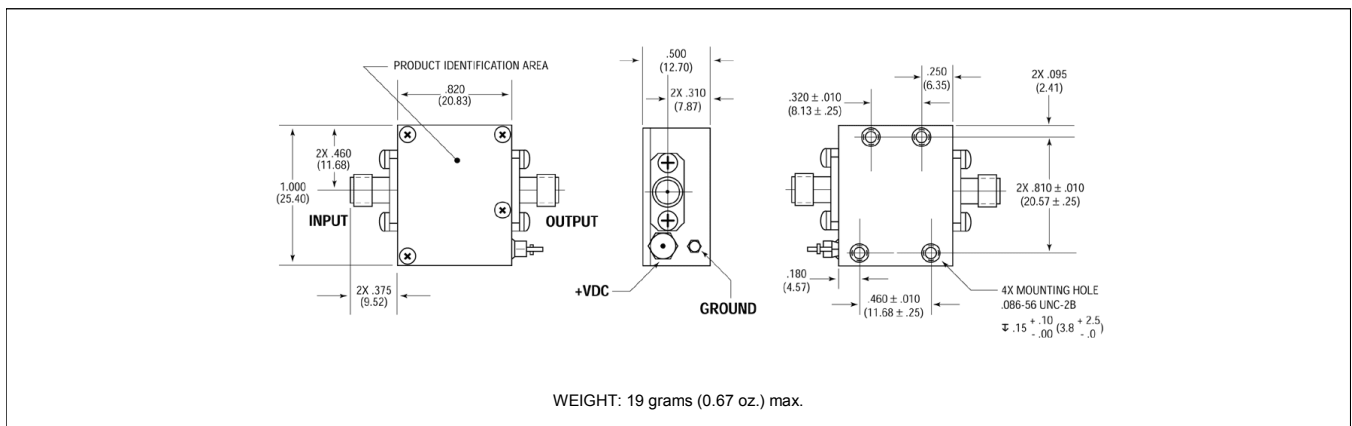
TO-8



Surface Mount



SMA Connectorized



4 5. Dimensions are inches (millimeters) ± 0.015 (0.38) unless otherwise specified.

M/A-COM Technology Solutions Inc. (MACOM) and its affiliates reserve the right to make changes to the product(s) or information contained herein without notice. Visit www.macom.com for additional data sheets and product information.

For further information and support please visit:
<https://www.macom.com/support>

M/A-COM Technology Solutions Inc. All rights reserved.

Information in this document is provided in connection with M/A-COM Technology Solutions Inc ("MACOM") products. These materials are provided by MACOM as a service to its customers and may be used for informational purposes only. Except as provided in MACOM's Terms and Conditions of Sale for such products or in any separate agreement related to this document, MACOM assumes no liability whatsoever. MACOM assumes no responsibility for errors or omissions in these materials. MACOM may make changes to specifications and product descriptions at any time, without notice. MACOM makes no commitment to update the information and shall have no responsibility whatsoever for conflicts or incompatibilities arising from future changes to its specifications and product descriptions. No license, express or implied, by estoppel or otherwise, to any intellectual property rights is granted by this document.

THESE MATERIALS ARE PROVIDED "AS IS" WITHOUT WARRANTY OF ANY KIND, EITHER EXPRESS OR IMPLIED, RELATING TO SALE AND/OR USE OF MACOM PRODUCTS INCLUDING LIABILITY OR WARRANTIES RELATING TO FITNESS FOR A PARTICULAR PURPOSE, CONSEQUENTIAL OR INCIDENTAL DAMAGES, MERCHANTABILITY, OR INFRINGEMENT OF ANY PATENT, COPYRIGHT OR OTHER INTELLECTUAL PROPERTY RIGHT. MACOM FURTHER DOES NOT WARRANT THE ACCURACY OR COMPLETENESS OF THE INFORMATION, TEXT, GRAPHICS OR OTHER ITEMS CONTAINED WITHIN THESE MATERIALS. MACOM SHALL NOT BE LIABLE FOR ANY SPECIAL, INDIRECT, INCIDENTAL, OR CONSEQUENTIAL DAMAGES, INCLUDING WITHOUT LIMITATION, LOST REVENUES OR LOST PROFITS, WHICH MAY RESULT FROM THE USE OF THESE MATERIALS.

MACOM products are not intended for use in medical, lifesaving or life sustaining applications. MACOM customers using or selling MACOM products for use in such applications do so at their own risk and agree to fully indemnify MACOM for any damages resulting from such improper use or sale.