



specifications

Lens	CRI	Guard Material	Material	L70 hours	Surge Protection	Ambient Temp (F)	Power Factor	UL listing	THC	Cord	Beam Angle	Dimensions
clear polycarbonate	> 80	industrial grade stainless steel protective case housing	die-cast aluminum	50,000	6 KV built-in	-40° - 113°	> 0.9	damp location	< 20%	35 ft 16 AWG with plug	313.7°	12.64" (L) x 6.93" (H)

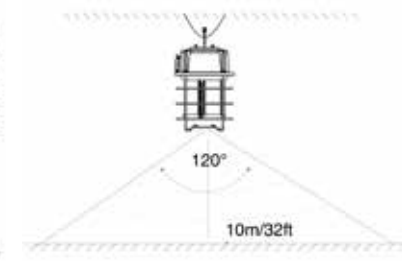
select your lamp

Part Number	Color Temp	Voltage	Consumption	Lumen Output	Efficacy	Remote Control	Sensor
GI-TWL-35C400C-UL4	5000K	100 - 277 V ⚡	100 W	12,500	125LM / W	no	no
GI-TWL-35C400C-UL4R	5000K	100 - 277 V ⚡	100 W	12,500	125 LM / W	yes	no
GI-TWL-35C400C-UL4S	5000K	100 - 277 V ⚡	100 W	12,500	125 LM / W	no	yes



other

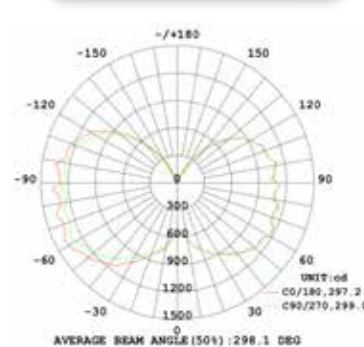
Warranty	Weight	Case QTY
6 years	6.17 lbs	6 pcs




Features

- High transmittance polycarbonate lens with excellent optics
- 50,000 hour LED lifespan based on IES LM-80 results and TM-21 calculations
- Can be daisy chained up to 9 pcs in a row. Includes 35 ft cord with a plug and a built in receptacle for daisy chaining
- Available with on/off remote control
- Available with a motion/occupancy sensor which will dim down the light to 30% after 5 minutes of no motion

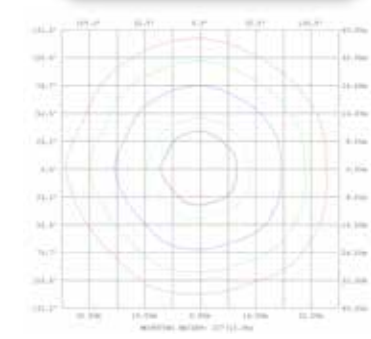
Luminous Intensity Distribution



Distance vs Illumination



Isolux Diagram



on-off remote control

