



Super Kits Enclosure SK200



Figure 1. Top View of the SK200



Figure 2. Front View of the SK200



Figure 3. SK200 Innovative Lock Structure



Figure 4. Back View of the SK200




Figure 5. Bottom View of the SK200



Figure 6. Internal View of the SK200



FEATURES

- Ultra slim design
- Strong, durable case
- Eco-friendly material: PP
- The top cover can be fixed open at any angle
- The smallest of components will not fall out
- The lid of each small compartment will stay closed tight when the front lid is opened
- 200 individual lidded compartments in this enclosure
- A convenient way for sorting, storing and accessing SMT components
- The best choice for building prototypes or reworking PCBs
- Reduces the time for obtaining an SMT component
- Solves the common workbench clutter problem
- Saves valuable time and increases work efficiency
- Can easily be used on a workbench or stored on a shelf
- Portable and can be transported easily to another site

APPLICATIONS

The R&D departments of electronic companies, electronic labs, pilot production lines, etc.

DESCRIPTION

The Super Kits Enclosure SK200 is a newly developed product offered by ATI, which has 200 individual compartments for enclosing SMT components, such as chip resistors, capacitors, inductors, diodes, triodes, LEDs, ICs, etc.

The Super Kits Enclosure measures only 12.2"(L) × 9.5"(W) × 1.6"(H) or 309mm(L) × 242mm(W) × 40mm(H). These enclosures can be easily used on a work bench, stored on a shelf, or transported to another site, making it the best choice for building prototypes or reworking printed circuit boards. See below Figure 8.

The top cover of SK200 can not only be placed horizontally on the bench top, but also fixed in 91° ~ 130° after opening, which saves the space of the bench.

This SK200 can hold small size components even down to 0201. These small size components will not fall out even when the enclosure is dropped or shaken.

When you open the lid of the compartment, it can stand straight up, which is good for getting to the components easily. There is a little hillock and groove in the lid.

Moreover, multiple ejection holes are added at the bottom of the enclosure that makes the structure of the enclosure simple.



Figure 7. 200 individual compartments inside SK200



Figure 8. The Top Cover Fixed in a Certain Angle




Figure 9. The Top Cover in Horizon

The lid can be fixed into the front lid.



Figure 10. The Hillock and Groove

See Figure 7 above, The Enclosure has 200 individually lidded compartments ((0.52"(L) × 0.71"(W) × 0.39"(D) or 13.2mm(L) × 18mm(W) × 10mm(D)). The compartment lid uses ergonomic design for ease and comfortable of operation. These compartments are 10 rows × 20 columns. A set of labels for the 200 coverlets comes with the enclosure. See below Figure 11. The coverlet label can be printed by a laser printer, or written by hand. We also provide two top labels and two front labels. See Figure 12 and 13 below respectively. If you need additional labels, you can purchase them from us. Their unit prices are shown in Table 4.




Figure 11. Close-up Photo of the Coverlet Labels




Figure 12. Photo of the Big Top Label




Figure 13. Photo of the Big Front Label



APPLICATIONS INFORMATION

Operating the Enclosure is easy and convenient so that your time for obtaining a particular component is minimized.

To ensure proper operation, follow the steps described below carefully.

When storing or obtaining an SMT component, use a pair of tweezers.



Figure 14. Put the Enclosure on the Bench



Figure 15. Open the Top Cover and Fixed It in 91 °~ 130 °



Figure 16. Open the lid and Fix It into the Front Lid



Figure 17. Store or Get an SMT Component with Single-Hand Operation



Figure 18. Close the Top Cover After Using

COMPARISON

The Super Kits Enclosure SK200 is the updated version of SK128B. SK200 has 200 individually lidded coverlets, while SK128B has 128 coverlets.

The SK128B has square lids and will not leak small-size components, such as 0402 or larger, and the SK200 enclosure will not leak components even down to 0201. The comparison between SK200 and SK128B Enclosures is shown in Table 1 below.

Table 1. Comparison between SK200 and SK128B Enclosures


Part number	SK128B	SK200
Minimum size of components	0402	0201
Size Comparison		
Thickness Comparison		



Compartment Quantity



Open Top Cover



Lock



Fixation of the Lid





ORDERING INFORMATION

Table 2. Part Number of the Enclosure

Part #	Description
SK200	Super Kits Enclosure with 200 lidded compartments for both large and small SMT parts even down to 0201.

Table 3. Unit Price of the Enclosure

Quantity	1~4pcs	5~19pcs	20~49pcs	≥50pcs
Unit Price	\$31.9	\$29.9	\$27.9	\$25.9

Table 4. Unit Price of the Label

Name	One set of coverlet labels: > 130 small empty labels + 2 top labels and 2 front labels.
Part Number	L-130
Unit Price	\$1

NOTICE

- ATI warrants performance of its products for one year to the specifications applicable at the time of sale, except for those being damaged by excessive abuse. Products found not meeting the specifications within one year from the date of sale can be exchanged free of charge.
- ATI reserves the right to make changes to its products or to discontinue any product or service without notice, and advise customers to obtain the latest version of relevant information to verify, before placing orders, that information being relied on is current and complete.
- All products are sold subject to the terms and conditions of sale supplied at the time of order acknowledgment, including those pertaining to warranty, patent infringement, and limitation of liability. Testing and other quality control techniques are utilized to the extent ATI deems necessary to support this warranty. Specific testing of all parameters of each device is not necessarily performed, except those mandated by government requirements.
- Customers are responsible for their applications using ATI components. In order to minimize risks associated with the customers' applications, adequate design and operating safeguards must be provided by the customers to minimize inherent or procedural hazards. ATI assumes no liability for applications assistance or customer product design.
- ATI does not warrant or represent that any license, either expressed or implied, is granted under any patent right, copyright, mask work right, or other intellectual property right of ATI covering or relating to any combination, machine, or process in which such products or services might be or are used. ATI's publication of information regarding any third party's products or services does not constitute ATI's approval, warranty or endorsement thereof.
- IP (Intellectual Property) Ownership: ATI retains the ownership of full rights for special technologies and/or techniques embedded in its products, the designs for mechanics, optics, plus all modifications, improvements, and inventions made by ATI for its products and/or projects.