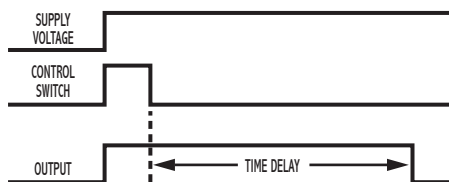
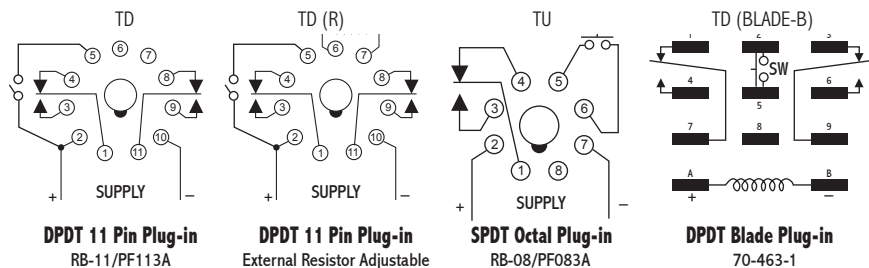


OPERATION

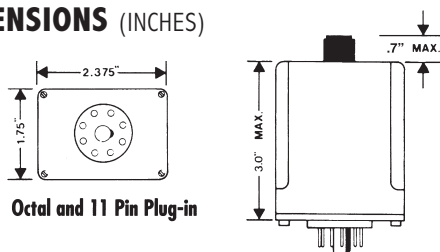
Voltage is continuously applied to the input. An external isolated switch controls the timer. When closed, the relay energizes. Opening the switch initiates the delay period. Upon completion of the delay period, the relay de-energizes. If the control switch recloses during the delay period, the relay remains energized and the timer resets to zero.



WIRING



DIMENSIONS (INCHES)



MODEL NUMBER

MODEL NUMBER	T		D		A			
SERIES								
Relay Output			D					
Relay Output with CSA			U*					
SUPPLY VOLTAGE								
24 VAC or DC				24				
110/120 VAC or DC				120				
TYPE OF OPERATION								
Knob Adjustable					K			
Lock Nut Adjustable					L			
Fixed					F			
External Resistor Adjustable					R**			
ENCLOSURE STYLE								
8 or 11-pin Round Plug-in						A		
Blade Plug-in						B		
Non-UL 12-pin DIP Plug-in						C		

DELAY PERIOD

See page 77 for standard ranges available

Example: TDD-120-AKA-600—Delay on Release, 120 Volts AC or DC, knob adjustable from 6 to 600 seconds, 11-pin octal plug-in, UL Recognized.

Notes:* The TUD series is offered in 120 Volts, octal plug-in style A enclosure only with optional types of operation “K”, “L”, or “F” CSA certified: File #LR40123** and UL Recognized.

TDD's using the “R” option are not UL Recognized. The “R” option is NOT offered in the TUD series or the style B enclosure.



Off-Delay Relay Output

SPECIFICATIONS

TIMING RANGES

Virtually unlimited. See page 77 for standard ranges available.

OUTPUT RATING DPDT, 10 A @ 250 VAC or 24 VDC, resistive; 211 VA @ 120 VAC, inductive

TIMING Minimum Setting +0 – 20%

TOLERANCES Maximum Setting ±10%;

REPEATABILITY 1% maximum; no first cycle effect

RESET TIMES Before Time Out 100 mSEC
After Time Out 50 mSEC

RECYCLE TIME 40 mSEC

SUPPLY VOLTAGE 24 or 120 VAC or VDC, 50/60 Hz; ±10%
(TUD Series available in 120 Volts only)

FALSE TRANSFER No

REVERSE POLARITY PROTECTED Yes

POWER CONSUMPTION

3 watts (approximately)

DUTY CYCLE Continuous

TEMPERATURE RATING Operate 32° to 131°F (0° to +55°C)
Storage -49° to 185°F (-45° to +85°C)

LIFE EXPECTANCY Mechanical 10 million operations (minimum)
Electrical 100,000 operations @ rated load

WEIGHT 6 oz.