


FO connectors - FOC-V14-C1ZNI-S/SJFP - 1407896

Please be informed that the data shown in this PDF Document is generated from our Online Catalog. Please find the complete data in the user's documentation. Our General Terms of Use for Downloads are valid (<http://phoenixcontact.com/download>)




Push-pull connector (version 14), die-cast zinc, with SC-RJ insert for POF, for cable diameter of 5.5 mm ... 10 mm

Your advantages

- ✓ Push-pull ADVANCE connector
- ✓ Locking system to prevent inadvertent removal
- ✓ Highest ESD and EMC resistance for reliable transmission



Key Commercial Data

Packing unit	1 pc
GTIN	 4 046356 781992
GTIN	4046356781992

Technical data

Mechanical characteristics

Minimum external conductor diameter	5.5 mm
Maximum external conductor diameter	10 mm
Tightening torque max	2.5 Nm
Degree of pollution	3
Cable outlet	straight
Locking type	Push Pull
Weight	99.5 g
Flammability rating according to UL 94	V0

Ambient conditions

Ambient temperature (operation)	-25 °C ... 70 °C
Ambient temperature (assembly)	-10 °C ... 40 °C
Ambient temperature (storage/transport)	-40 °C ... 70 °C

FO connectors - FOC-V14-C1ZNI-S/SJFP - 1407896

Technical data

Material data

Housing material	Zinc die-cast
Housing surface material	Nickel-plated
Width	22 mm
Height	50 mm
Length	80 mm

Electrical characteristics

Degree of pollution	3
Attenuation	≤ 1.5 dB (according to ISO/IEC 24702)

Standards and Regulations

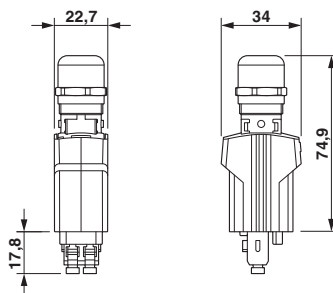
Flame resistance	yes
Resistance to oil	yes
Flammability rating according to UL 94	V0

Environmental Product Compliance

REACH SVHC	Lead 7439-92-1
China RoHS	Environmentally Friendly Use Period = 50 years
	For details about hazardous substances go to tab "Downloads", Category "Manufacturer's declaration"

Drawings

Dimensional drawing



Classifications

eCl@ss

eCl@ss 10.0.1	19170122
eCl@ss 11.0	19170122
eCl@ss 4.0	27260700
eCl@ss 4.1	27260700
eCl@ss 5.0	27260700
eCl@ss 5.1	27260700
eCl@ss 6.0	27260700

FO connectors - FOC-V14-C1ZNI-S/SJFP - 1407896

Classifications

eCl@ss

eCl@ss 7.0	27440312
eCl@ss 9.0	19170122

ETIM

ETIM 3.0	EC001121
ETIM 4.0	EC000034
ETIM 6.0	EC001122
ETIM 7.0	EC001122

UNSPSC

UNSPSC 6.01	31261501
UNSPSC 7.0901	31261501
UNSPSC 11	31261501
UNSPSC 12.01	31261501
UNSPSC 13.2	43223310
UNSPSC 18.0	43223310
UNSPSC 19.0	43223310
UNSPSC 20.0	43223310
UNSPSC 21.0	43223310

Approvals

Approvals

Approvals

UL Listed / EAC

Ex Approvals

Approval details

UL Listed		http://database.ul.com/cgi-bin/XYV/template/LISEXT/1FRAME/index.htm E308814-20180830
-----------	--	--

EAC		B.01742
-----	--	---------

FO connectors - FOC-V14-C1ZNI-S/SJFP - 1407896

Accessories

Accessories

Panel mounting frame

Panel mounting frames - FOC-V14-F1ZNI-EM/SJB - 1413964



SC-RJ panel mounting frame, IP67, for push-pull interlocking, metal, for rectangular mounting cutout, with seal and mounting screws, incl. SC-RJ coupling

Protective cover

Protective covers - VS-PPC-F1-PC-POBK - 1405316



Protective cover, IP65, with push-pull locking for covering the contact insert in the push-pull connector for RJ45 and SC-RJ, plastic

Phoenix Contact 2021 © - all rights reserved
<http://www.phoenixcontact.com>

PHOENIX CONTACT GmbH & Co. KG
Flachsmarktstr. 8
32825 Blomberg
Germany
Tel. +49 5235 300
Fax +49 5235 3 41200
<http://www.phoenixcontact.com>