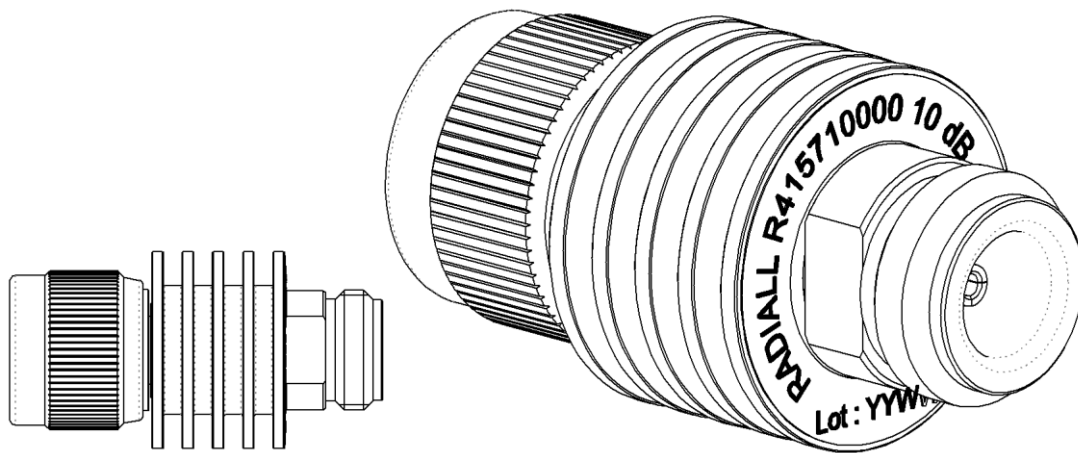
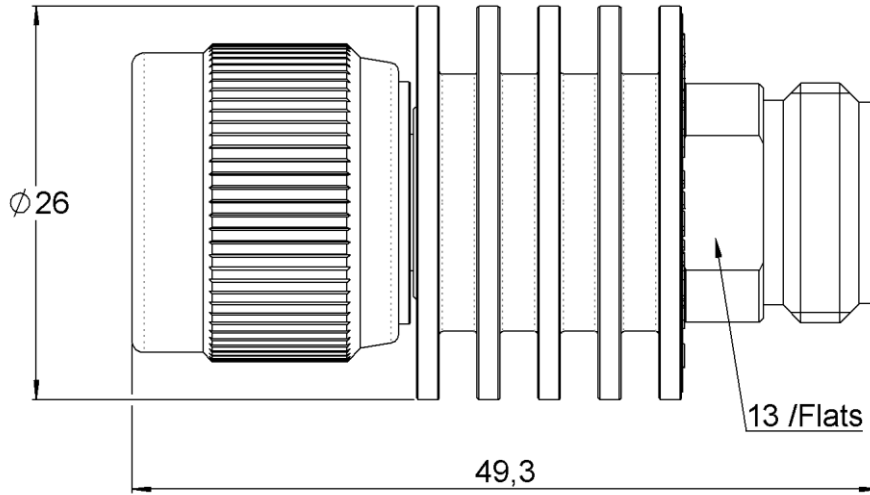
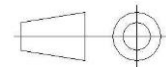


PAGE 1/2	ISSUE 06-09-16	SERIES ATTENUATOR	PART NUMBER R415710000
----------	----------------	----------------------	------------------------



SCALE 1:1

All dimensions are in mm.



COMPONENTS	MATERIALS	PLATING ( $\mu\text{m}$ )
Body	<b>BRASS</b>	<b>NICKEL 5</b>
Male center contact	<b>BRASS</b>	<b>GOLD 2.5 OVER NICKEL 1</b>
Female center contact	<b>BERYLLIUM COPPER</b>	<b>GOLD 2.5 OVER NICKEL 2.5</b>
Outer contact	<b>BRASS</b>	<b>NICKEL 2</b>
Insulator	<b>PTFE</b>	
Gasket	<b>SILICONE RUBBER</b>	
Substrate	<b>ALUMINIUM NITRIDE</b>	
Resistor	<b>THIN FILM</b>	
Others parts	<b>ALUMINIUM</b>	<b>BLACK ANODIZATION</b>

PAGE 2/2	ISSUE <b>06-09-16</b>	SERIES <b>ATTENUATOR</b>	PART NUMBER <b>R415710000</b>
----------	-----------------------	-----------------------------	-------------------------------

**ELECTRICAL CHARACTERISTICS**

Frequency (GHz)	<b>DC - 4</b>	<b>4 - 8</b>
V.S.W.R (≤)	<b>1.15</b>	<b>1.25</b>
Deviation(±dB)	<b>0.30</b>	<b>0.30</b>

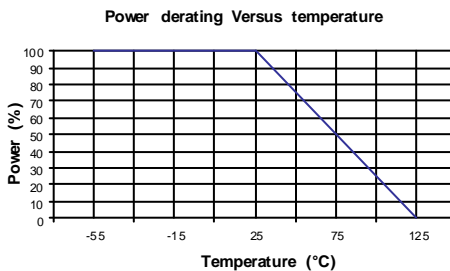
Operating Frequency Range	<b>DC - 8</b>	GHz
Impedance	<b>50</b>	Ω
Nominal Attenuation	<b>10</b>	dB
Peak power at 25°C (1μs, 1%)	<b>250</b>	W
Average power at 25°C	<b>10</b>	W (Free Air Cooled)
		W (Conduction Cooled)

**MECHANICAL CHARACTERISTICS**

Connectors	<b>N</b>	<b>Male Female</b>	<b>MIL-C 39012</b>
Weight	<b>68,8900</b>	g	

**ENVIRONMENTAL CHARACTERISTICS**

Operating temperature range	<b>-55 /+125</b>	°C
Storage temperature range	<b>-55 /+125</b>	°C



**SPECIFICATION**

**OTHER CHARACTERISTICS**