

DATA SHEET

WIRELESS COMPONENTS

Band Pass Filter
BPF1608LM17R2400A

2.4-2.5 GHz
I608 Series



FEATURES

- Compact size design
- RoHS compliant

APPLICATIONS

- WLAN, 802.11a/b/g/n
- Bluetooth
- ISM Band

ORDERING INFORMATION

All part numbers are identified by the series, packing type, material, size, antenna type, working frequency and packing quantity.

PART NUMBER

BPF 1608 LM 17 R 2400A
 (1) (2) (3) (4) (5) (6)

(1) PRODUCT

BPF = BPF products

(2) SIZE

1608 = 1.6 × 0.8 mm

(3) MATERIALS

Material Code LM

(4) TYPE

17 = Type 17

(5) PACKING STYLE

R = Tape and Reel

(6) WORKING FREQUENCY

2400 = 2.4GHz

PHYCOMP CTC

CFL4111515172454K

I2NC

411151517245

SPECIFICATION

Table 1

DESCRIPTION	VALUE
Pass Band	2400-2500 MHz
Insertion Loss	2.7 dB (Max)
VSWR	2.0 (Max)
Attenuation	38dB Min@ 880~915 MHz 35dB Min@ 1710~1850 MHz 35dB Min@ 1850~1910 MHz 35dB Min@ 1920~1990 MHz 25dB Min@ 2110~2170 MHz 30dB Min@ 4800~5000 MHz 30dB Min@ 7200~7500 MHz
Operating Temperature	-40 ~ 85 °C

DIMENSIONS

Table 2 Machinical Dimension

	DIMENSION
L (mm)	1.60±0.15
W (mm)	0.80 ±0.10
T (mm)	0.60 ±0.05
P 1 (mm)	0.25±0.10
P 2 (mm)	0.70 ±0.10
P 3 (mm)	0.25±0.10
D1 (mm)	0.15±0.05
D2 (mm)	0.15±0.05
D3 (mm)	0.80 ±0.05

OUTLINES

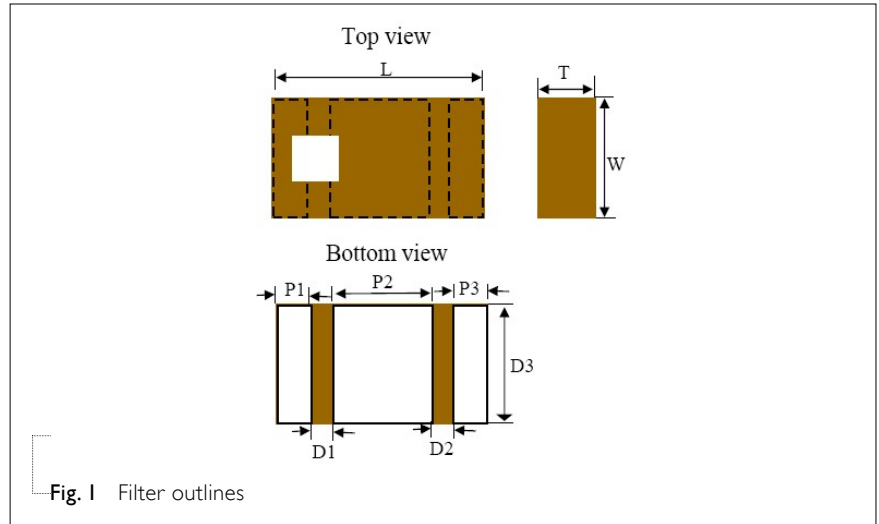


Table 3 Termination configuration

TERMINAL NAME	FUNCTION
P1	Input Port
P2	Ground Terminal
P3	Output Port

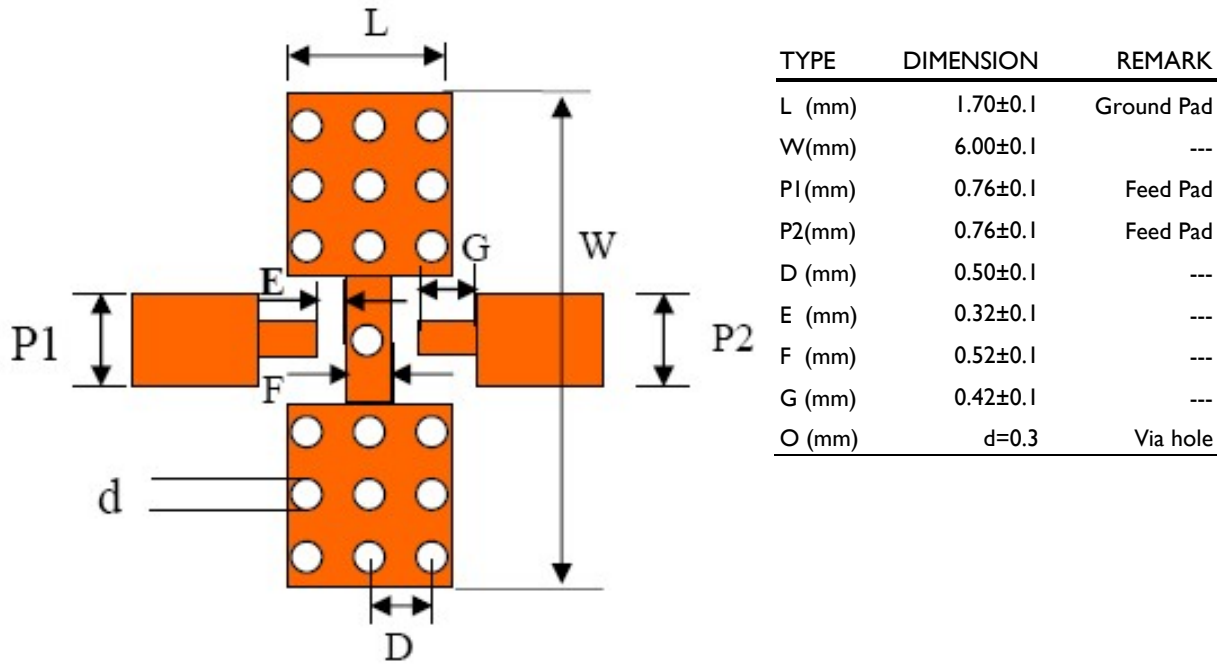


Fig. 2 Reference design of evaluation board

ELECTRICAL PERFORMANCES

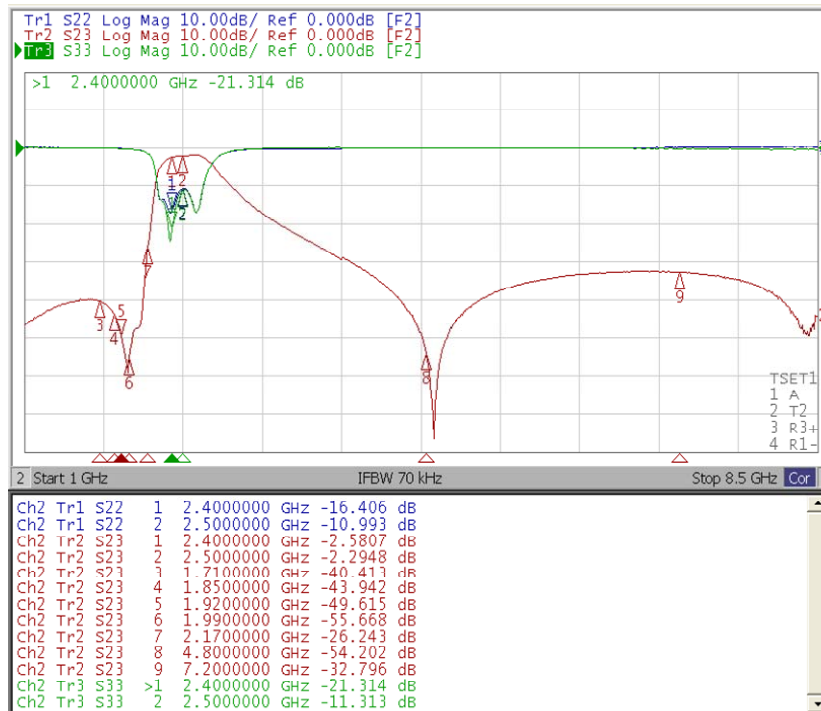


Fig. 3 Frequency Characteristics

REVISION HISTORY

REVISION	DATE	CHANGE NOTIFICATION	DESCRIPTION
Version 0	Feb. 18, 2013	-	- New data sheet for Band Pass Filter, 2.45 GHz application, I608 series