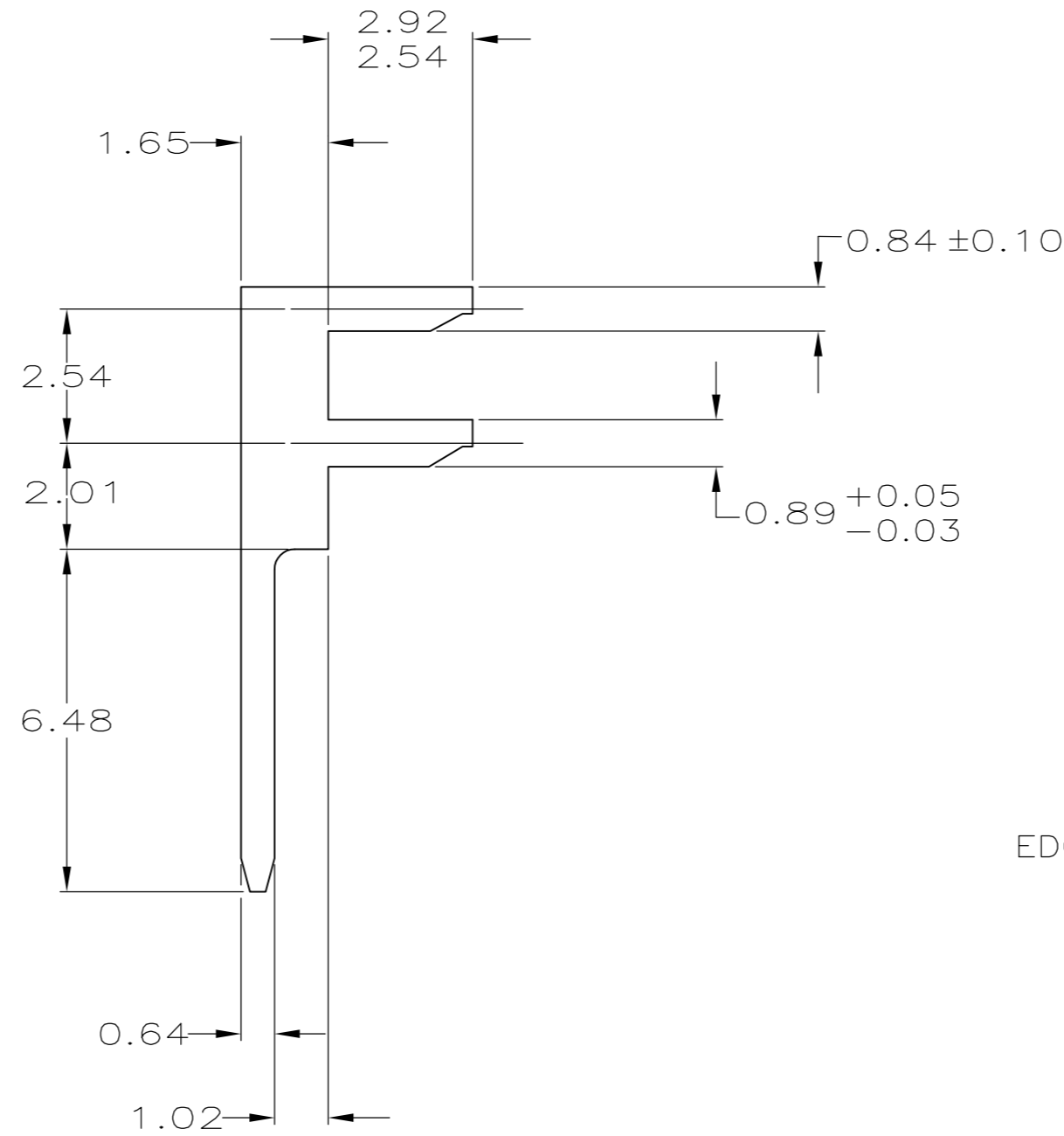
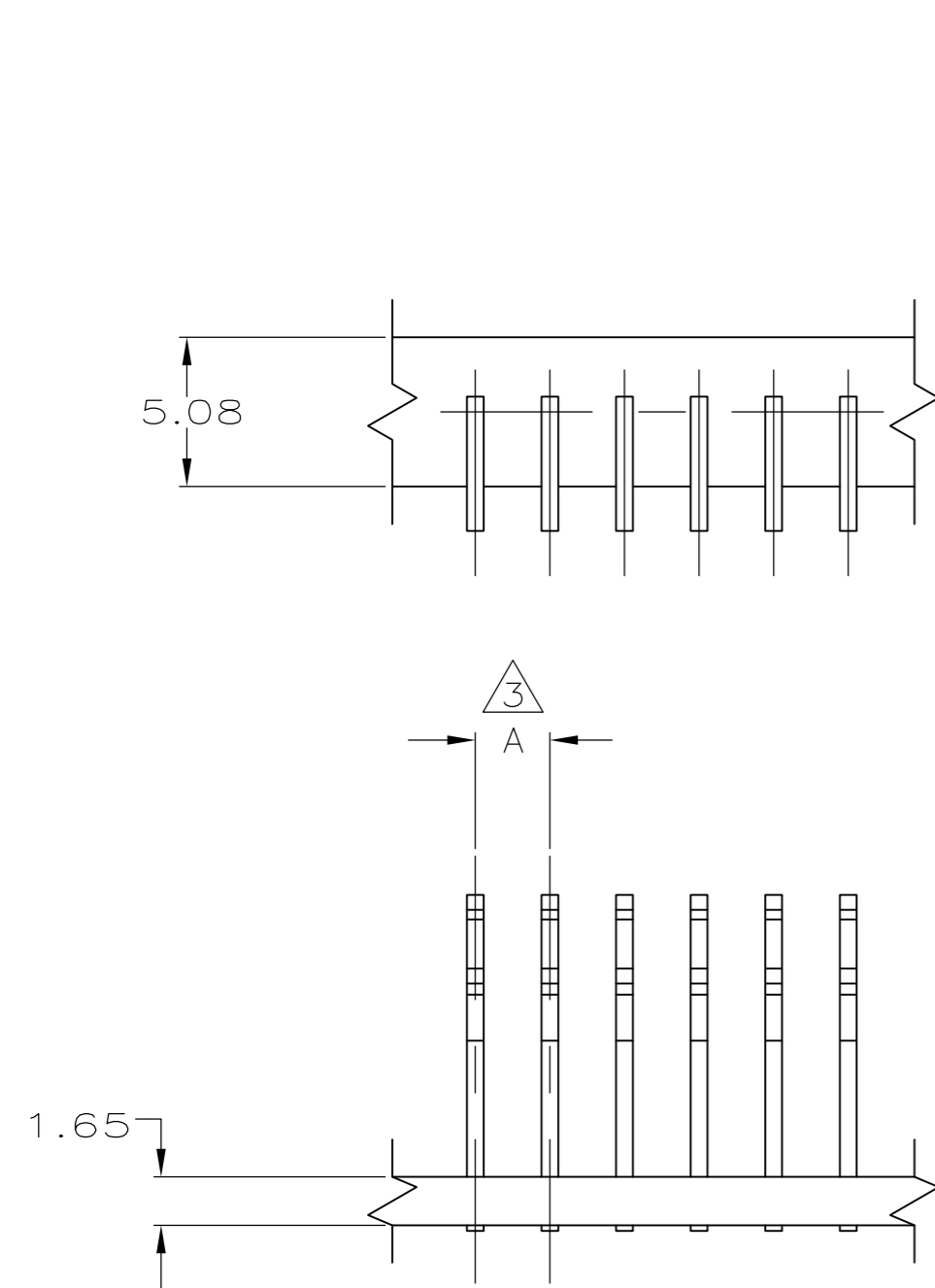


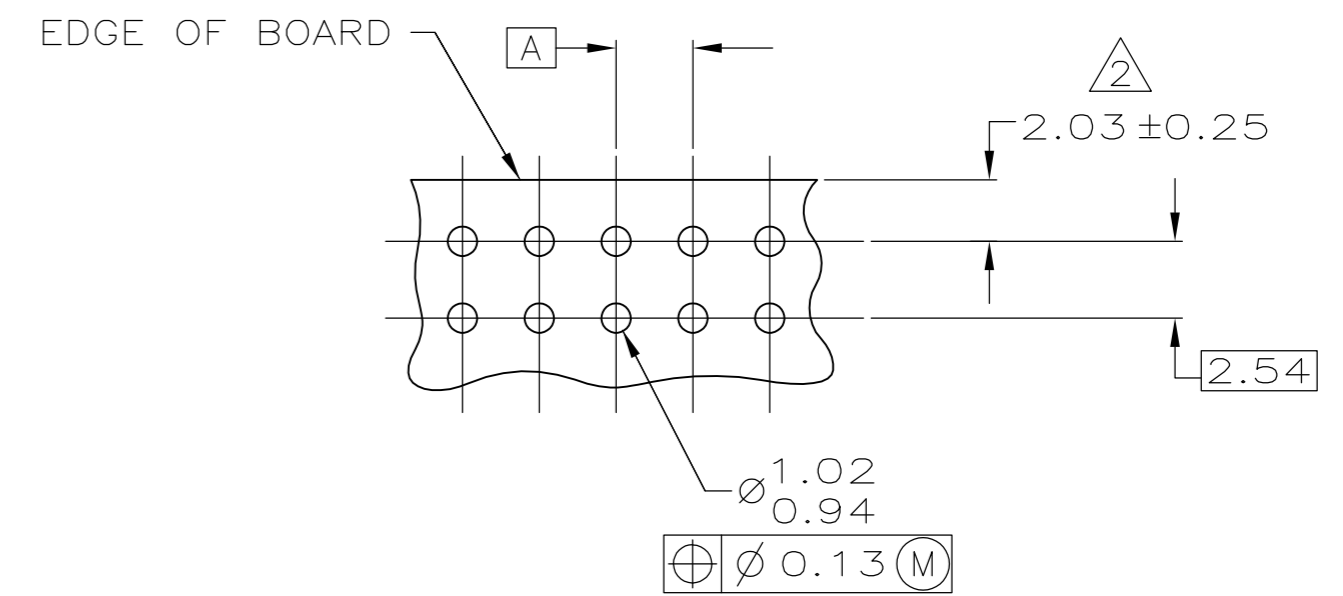
THIS DRAWING IS UNPUBLISHED. RELEASED FOR PUBLICATION  
 © COPYRIGHT - By - ALL RIGHTS RESERVED.

LOC	DIST	REVISIONS			
P	LTR	DESCRIPTION	DATE	DWN	APVD
CM	54				
	K2	PN 1-380953-1 RE-ACTIVATED	19JAN2012	MHM	RP

- 1 MATERIAL: POST - 0.56 BRASS  
STRIP - EXTRUDED POLYETHYLENE
- 2 FINISH: BRIGHT TIN-LEAD
- 3 MAY BE 3.81/1.78 WHERE TOP ENTRY OR SIDE ENTRY RECEPTACLES ARE USED.
- 4 THIS DIMENSION APPLIES WHEN STRIP IS HELD FLAT.



SCALE 8:1

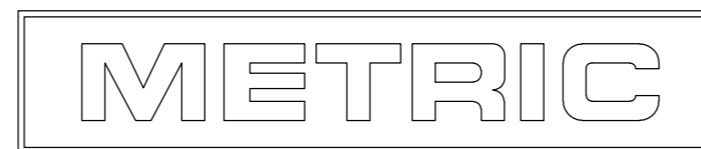


RECOMMENDED MOUNTING PATTERN

0.94	.037	-	-
0.89	.035	6.48	.255
0.84	.033	5.08	.200
0.64	.025	3.81	.150
0.56	.022	2.92	.115
0.38	.015	2.54	.100
0.25	.010	2.03	.080
0.13	.005	2.01	.079
0.10	.004	1.78	.070
0.05	.002	1.65	.065
0.03	.001	1.02	.040
MM	IN	MM	IN

CONVERSION TABLE

OBSOLETE	2,500	2.54	1-380953-2
	30,000	3.81	1-380953-1
	30,000	2.54	1-380953-0
QUANTITY PER REEL	A	PART NO	



THIS DRAWING IS A CONTROLLED DOCUMENT.		DWN	R. VESTAL	2-10-94	 TE Connectivity F POST, STRIP, C.I.S.								
DIMENSIONS: mm		CHK	R. SWING	2-10-94									
TOLERANCES UNLESS OTHERWISE SPECIFIED:		APVD	E. BEILES	2-10-94									
0 PLC ± - 1 PLC ± - 2 PLC ± 0.38 3 PLC ± - 4 PLC ± - ANGLES ± -		PRODUCT SPEC	-	NAME									
MATERIAL	1	FINISH	2	WEIGHT	-	SIZE	A2	CAGE CODE	00779	DRAWING NO	C=380953	RESTRICTED TO	-
CUSTOMER DRAWING		SCALE		4:1	SHEET	1 of 1	REV	K2					