THIS DRAWING IS UNPUBLISHED.
VERTRAULICHE UNVEROEFFENTLICHTE ZEICHNUNG.
© COPYRIGHT 1997 BY AMP INCORPORATED. ALL RIGHTS RESERVED.
ALLE RECHTE VORBEHALTEN.

RELEASED FOR PUBLICATION ,1997
FREIGEBEN VEROEFFENTLICHUNG

MATED WITH:
PASSEND ZU:
BG4

LOC	DIST
A1	–

PROJECT NR.
–

REVISIONS
ABNDERUNGEN

P	LTR	DESCRIPTION BESCHREIBUNG	DATE	DWN	APVD
	A3	PN2-7 ist OBSOLETE Eg00-0286-02	29.01.02	SR	SM
	A4	REVISED PER ECO-09-024717	06NOV09	KK	AEG

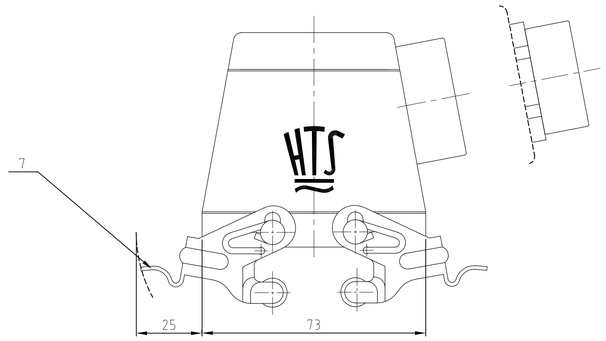

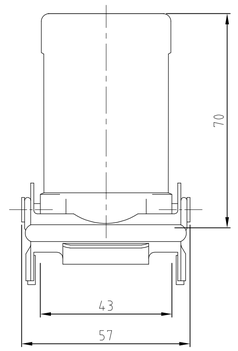

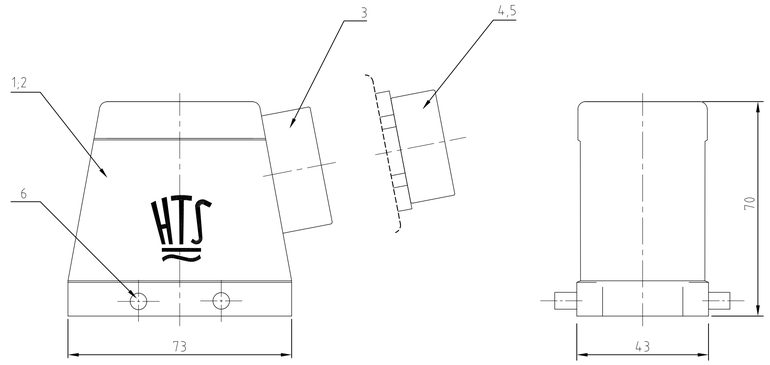

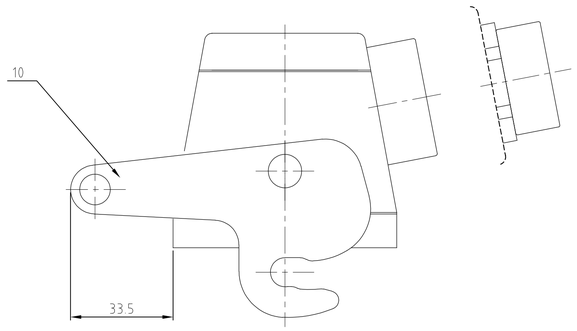

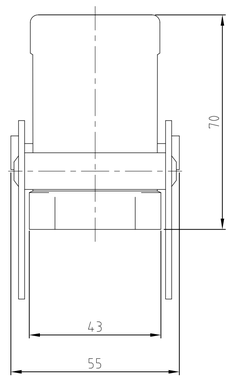

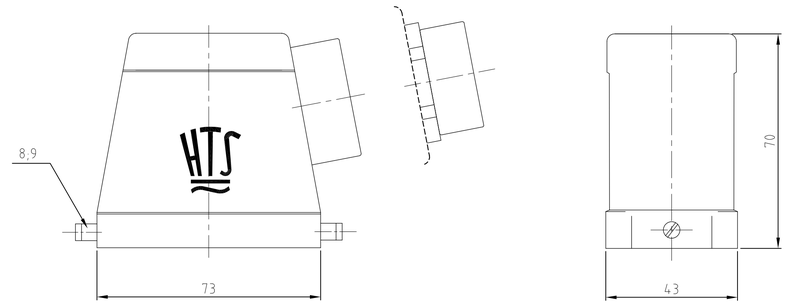

3 OBSOLETE PARTS: OBSOLETE CIS STREAMLINING PER D.RENAUD/D.SINISI

HD-Z-24-STS-ZB-1.21.Z	HD-K-24-STS-GR-1.21.Z	HD.24.STS-GR.1.21.Z	HD-24-STS-VS-1.21.Z	HD-K-24-STS-1.21.Z	HD.24.STS.1.21.Z	ORDERING TEXT / BESTELLTEXT	DESCRIPTION / BENENNUNG (1)	MATERIAL (1)	SURFACE / OBERFLÄCHE (2)	COLOR / FARBE (2)	ITEM NO. POS.	REMARKS / BEMERKUNGEN
OBSOLETE	OBSOLETE		OBSOLETE (3)	OBSOLETE								
1							ZB-Zentralbügel	Stahl	verzinkt	blau	10	–
	2						LB-Bügelbolzen	V2A	–	–	9	–
		2					LB-Bügelbolzen	Stahl	verzinkt	blau	8	–
			2				VS-Bügel	Stahl	verzinkt	blau	7	–
				4			VS-Bügelbolzen	V2A	–	–	6	–
	1			1			O-Ring	Neoprene	–	black/schwarz	5	–
	1			1			Zwischenstutzen 6kt PG21	Messing	vernickelt	–	4	–
1		1	1			1	Zwischenstutzen PG21	Messing	vernickelt	–	3	–
	1			1			Steckergehäuse HD.24 Pg.1.21	aluminium/ALU	aluminium oxid	black/schwarz	2	–
1		1	1			1	Steckergehäuse HD.24 Pg.1.21	aluminium/ALU	–	grey/grau	1	–
1-3	2-7	1-7	1-1	2-6	1-6							

THIS DRAWING IS A CONTROLLED DOCUMENT FOR AMP INCORPORATED. IT IS SUBJECT TO CHANGE AND THE CONTROL MAY BE CHANGED OFFICIALLY ONLY BY THE ENGINEERING DEPARTMENT.
DIESES ZEICHNUNGSDOKUMENT WIRD DURCH AMP INCORPORATED KONTROLLIERT. ANDERUNGEN, DIE DEM TECHNISCHEN FORTSCHRITT DIENEN, SIND VORBEHALTEN. DEN JEWELS LETZTGUELTIGEN ANDERUNGSSTAND ERFAHREN SIE AUF ANFRAGE.

DIMENSIONS: DIMENSIONEN: mm

TOLERANCES UNLESS OTHERWISE SPECIFIED: ALLGEMEINTOLERANZEN
n. ISO 8015
n. ISO 2768 – mH –E
n. DIN 16901 – 1+0
0 PLC ±-
1 PLC ±-
2 PLC ±-
3 PLC ±-
ANGLES / WINKEL ±-
FINISH / OBERFLAECHE / FARBE (2)

MATERIAL (1)

DWN Schneider 08.12.98
CHK Schweiger 08.12.98
APVD –
PRODUCT SPEC PRODUKTSPEZ. –
APPLICATION SPEC VERARBEITUNGSSPEZ. –
WEIGHT GEWICHT –

AMP
HTS Elektrotechnik
53819 Neunkirchen, Germany

NAME
HOOD
STECKERGEHÄUSE HD.24.STS.1.21.Z

SIZE	CAGE CODE	DRAWING NO ZEICHNUNGS-NR.	RESTRICTED TO NUR FÜER
A1	00779	C-1102495	–

CUSTOMER DRAWING /KUNDENZEICHNUNG | MASSSTAB 1:1 | BLATT 1 | OF VON 1 | REV A4