


**PART No. 1485DW1**

for more information visit

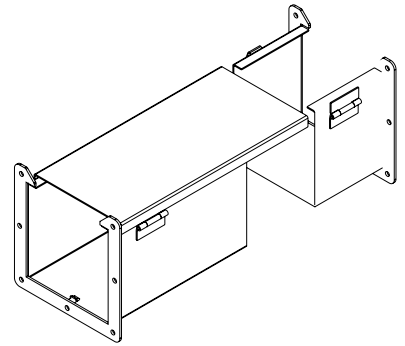
[www.hamcfg.com](http://www.hamcfg.com)

Data subject to change without notice

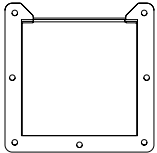
Isometric drawing Not to Scale



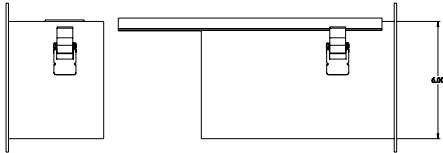
TOP VIEW  
600



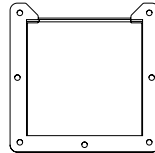
ISOMETRIC VIEW



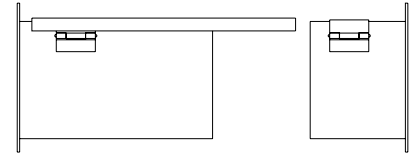
BACK VIEW



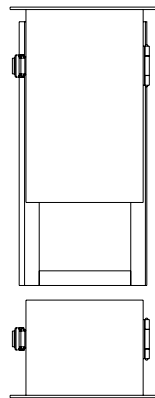
SIDE VIEW  
400



FRONT VIEW



SIDE VIEW



BOTTOM VIEW