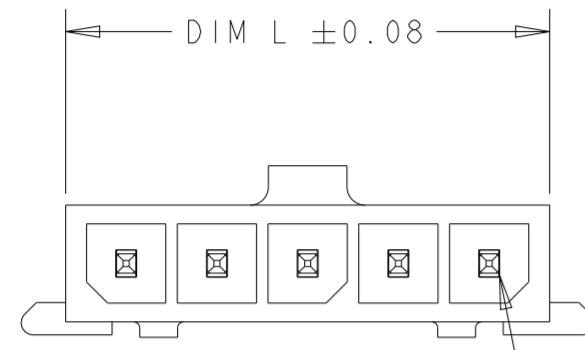
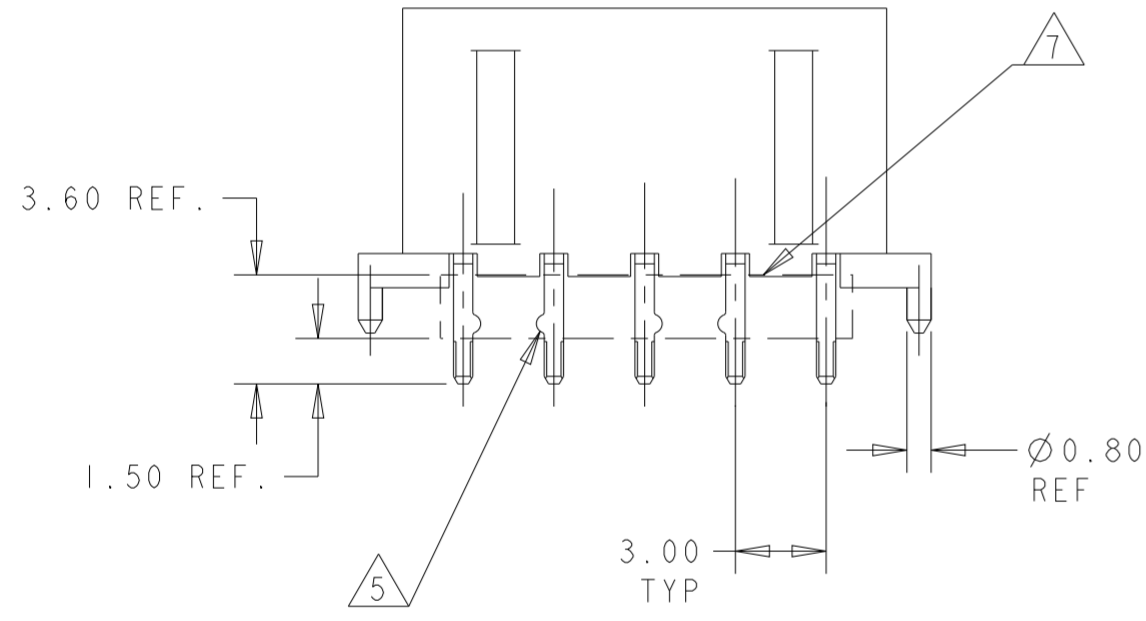
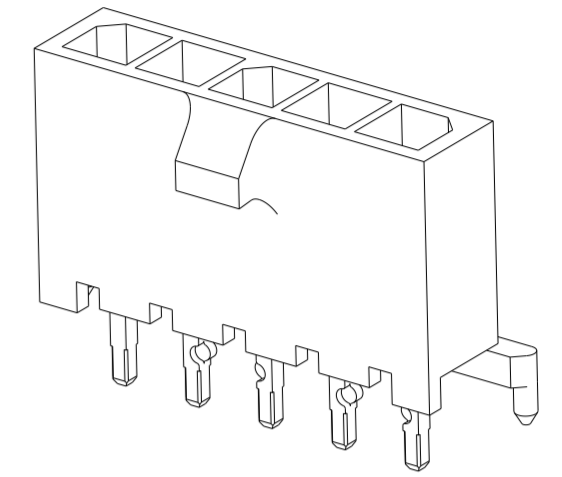
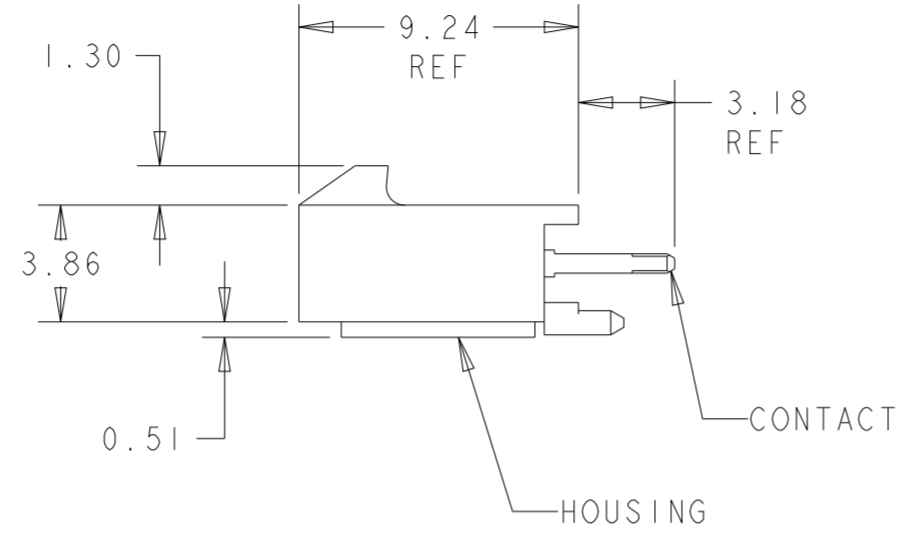


THIS DRAWING IS UNPUBLISHED. RELEASED FOR PUBLICATION 20
 © COPYRIGHT 20 BY - ALL RIGHTS RESERVED.

REVISIONS					
P	LTR	DESCRIPTION	DATE	DWN	APVD
B2		REVISED PER ECR-16-011494	20JUN2017	NK	CX
B3		ECO-19-006934	13MAY2019	AP	WS
B4		REVISED PER ECN-22-139652	17FEB2022	WLS	VS
B5		REVISED PER ECN-22-162091	06JUL2022	WLS	VS



CIRCUIT NUMBER 1



- 1 MATERIAL: HOUSING - UL 94V-0 RATED HIGH TEMP NYLON, COLOR BLACK.
CONTACTS - BRASS
- 2 RECOMMENDED PC BOARD THICKNESS OF 1.57.
- 3 RETENTION BUMP FEATURES FACE EACH OTHER, TYPICAL ALL CONFIGURATIONS.
- 4 PLATING: CONTACTS - 0.38µm MINIMUM GOLD ON MATING AREA.
2.54µm MINIMUM MATTE TIN ON SOLDER TAILS.
ALL OVER 1.27µm MINIMUM NICKEL.
- 5 COUNTERPART RECOMMENDED IS PN 1445022 OR 2008571 (DASH ACCORDING TO NUMBER OF POSITION).
- 6 FOR REELING DIRECTION AND PACKAGING TYPE, SEE SPECIFICATION 114-13000.
- 7 CUTTING EDGE, NO PLATING PRESENT IN THE REGION SHOWN.

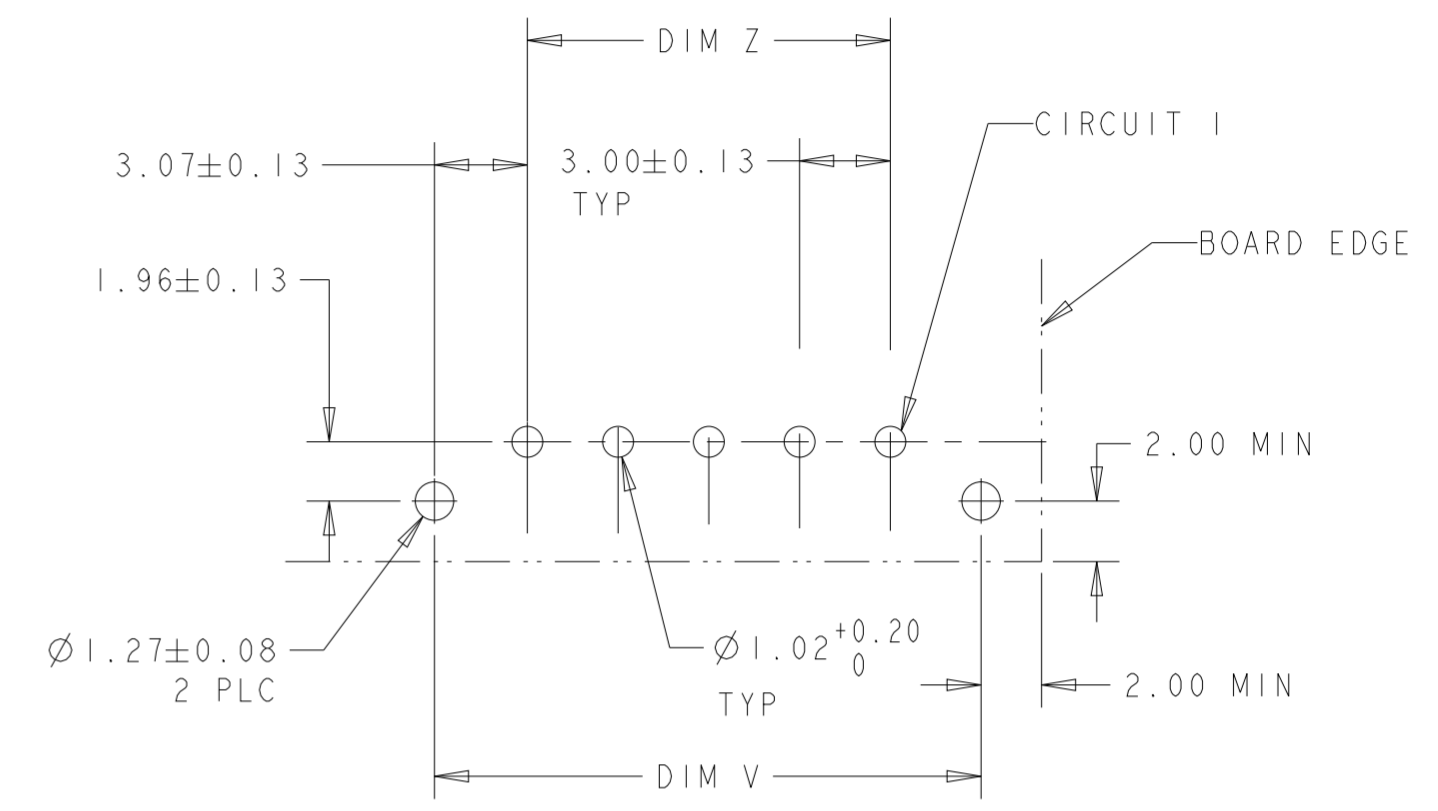
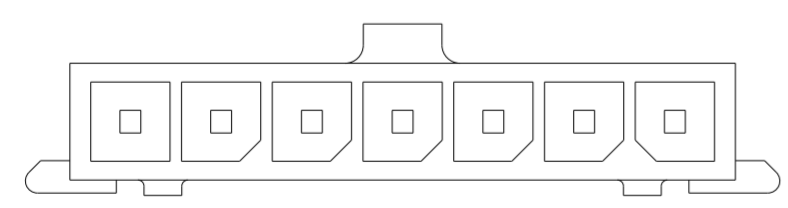
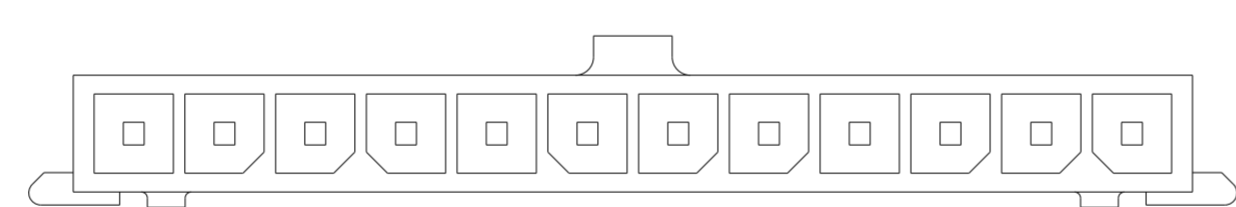
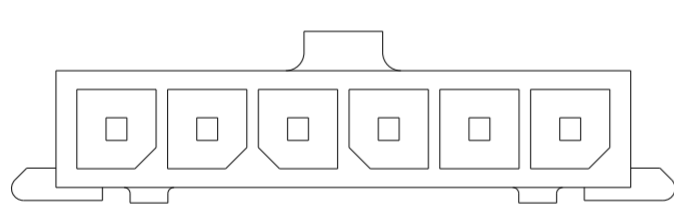
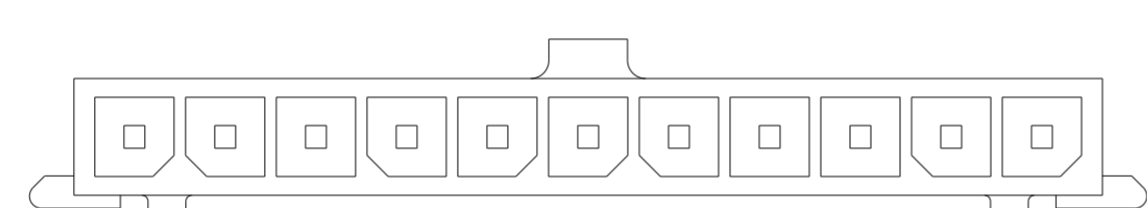
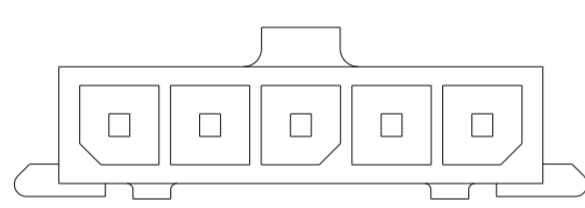
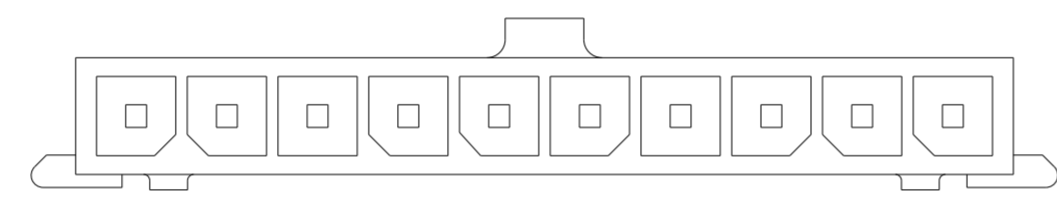
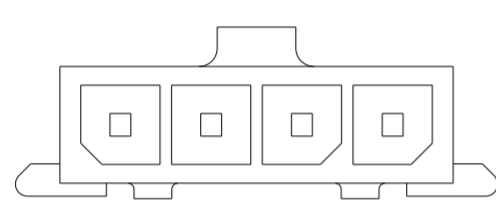
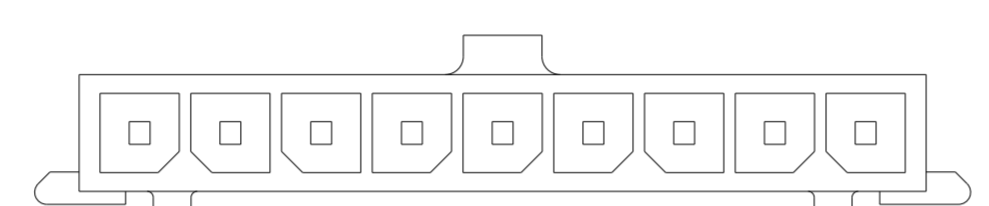
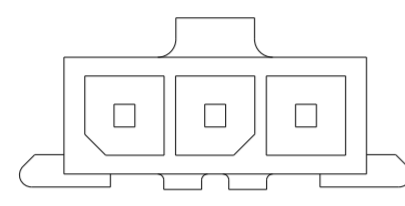
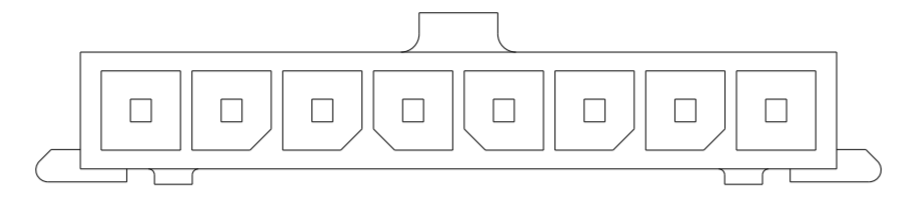
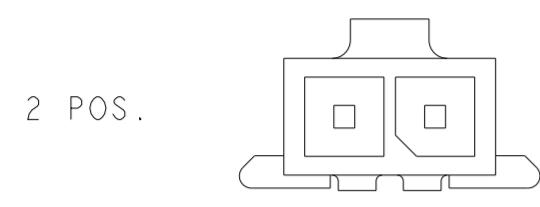
1,2,11,12	33.00	39.14	37.00	12	3-1445084-2
1,2,9,10	30.00	36.14	34.00	11	3-1445084-1
1,2,9,10	27.00	33.14	31.00	10	3-1445084-0
1,2,7,8	24.00	30.14	28.00	9	2-1445084-9
1,2,7,8	21.00	27.14	25.00	8	2-1445084-8
1,2,5,6	18.00	24.14	22.00	7	2-1445084-7
1,2,5,6	15.00	21.14	19.00	6	2-1445084-6
1,2,3,4	12.00	18.14	16.00	5	2-1445084-5
1,2,3,4	9.00	15.14	13.00	4	2-1445084-4
1,2	6.00	12.14	10.00	3	2-1445084-3
1,2	3.00	9.14	7.00	2	2-1445084-2
CON POS W/RET BUMP 3	DIM Z	DIM V	DIM L	NO. OF POSN	PART NUMBER

THIS DRAWING IS A CONTROLLED DOCUMENT.

DWN J. ROOT 10OCT2000	TE Connectivity
CHK K. WHITAKER 17-APR-2001	
APVD C. JONES 17-APR-2001	
PRODUCT SPEC 108-1836	
MATERIAL	NAME VERTICAL THRU HOLE HEADER ASSY, 0.38 MIC GOLD CONTACTS W/PCB PLZN™ FEATURE, SGL ROW, MICRO MATE-N-LOK™
DIMENSIONS: mm	SIZE A2
TOLERANCES UNLESS OTHERWISE SPECIFIED: 0 PLC ± 1 PLC ± 2 PLC ±0.20 3 PLC ± 4 PLC ± ANGLES ±1° FINISH	APPLICATION SPEC 114-13000
WEIGHT	CAGE CODE A200779
CUSTOMER DRAWING	DRAWING NO C-1445084
	RESTRICTED TO
	SCALE 4:1 SHEET 1 OF 2 REV B5

THIS DRAWING IS UNPUBLISHED. RELEASED FOR PUBLICATION 20
 © COPYRIGHT 20 BY - ALL RIGHTS RESERVED.

REVISIONS				
P	LTR	DESCRIPTION	DATE	APVD
-	-	SEE SHEET 1	-	-



PCB LAYOUT COMPONENT SIDE

KEYING BY POSITION SIZE

THIS DRAWING IS A CONTROLLED DOCUMENT.		DWN J. ROOT 10OCT2000	TE Connectivity	
DIMENSIONS: mm		CHK K. WHITAKER 17-APR-2001		
TOLERANCES UNLESS OTHERWISE SPECIFIED:		APVD C. JONES 17-APR-2001	NAME VERTICAL THRU HOLE HEADER ASSY, 0.38 MIC GOLD CONTACTS W/PCB PLZN FEATURE, SGL ROW, MICRO MATE-N-LOK	
 0 PLC ± 1 PLC ± 2 PLC ±0.20 3 PLC ± 4 PLC ± ANGLES ±1° FINISH		PRODUCT SPEC 108-1836	SIZE A2	CAGE CODE 00779
MATERIAL -		APPLICATION SPEC 114-13000	DRAWING NO C-1445084	RESTRICTED TO -
		WEIGHT -	SCALE 4:1 SHEET 2 OF 2 REV B5	
		CUSTOMER DRAWING		