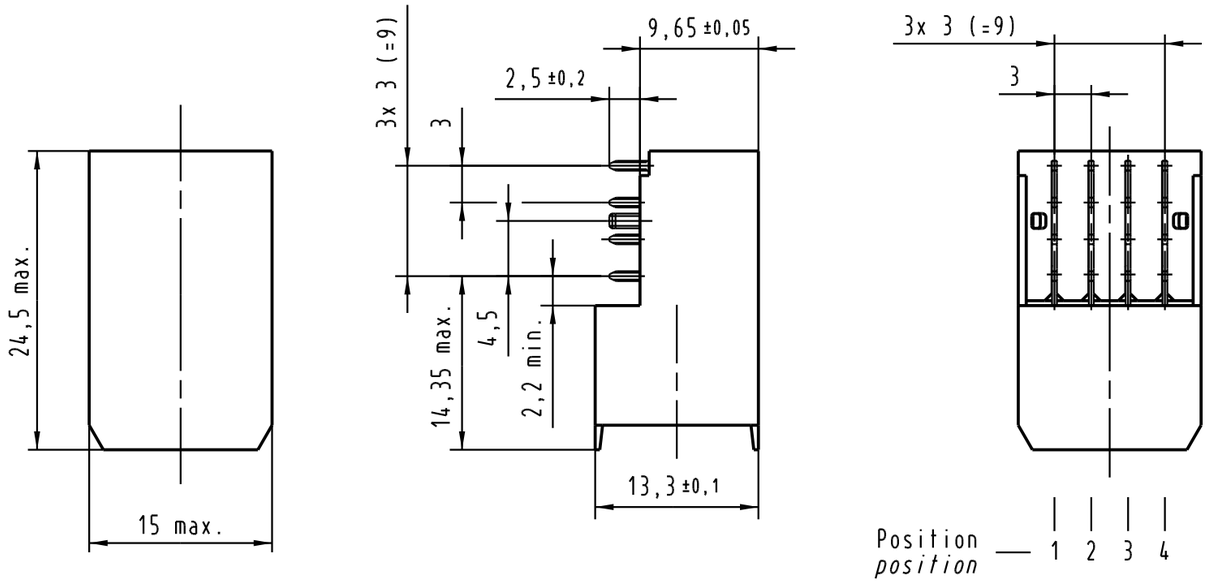

1 : 1

Kontaktabmessungen
contact dimensions

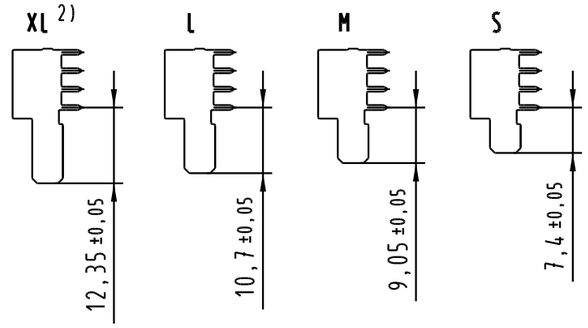

Kontaktbelegung
contact loading

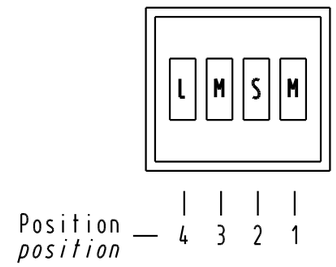

M Position belegt
position with contact

Position nicht belegt
position without contact

Lochbild
board drillings

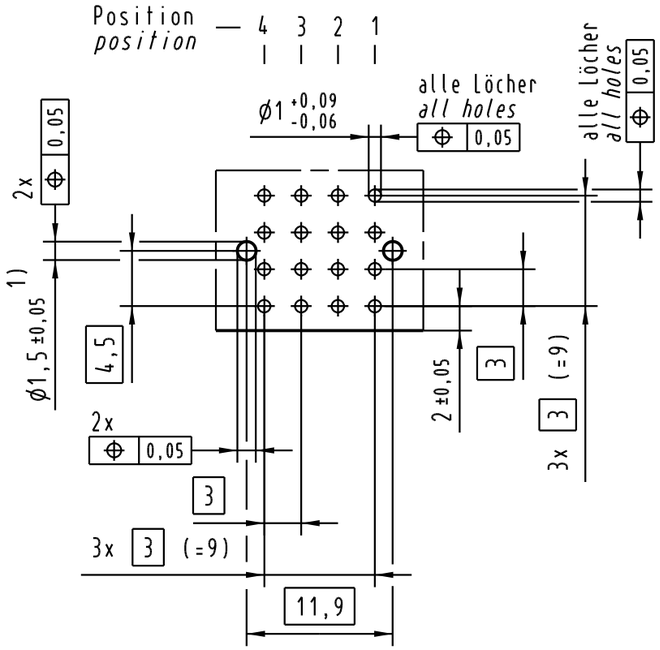

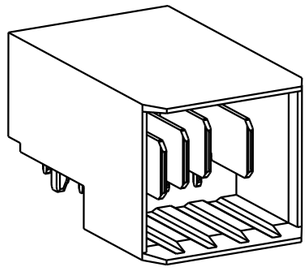

2) Typ XL auf Anfrage
2) type XL on request
1) Löcher nicht metallisiert
1) non metallized drillings

Bohrlochdurchmesser: Ø1,15±0,025
Lochdurchmesser (mit Oberfläche): Ø1,0 +0,09 -0,06
drill hole dia.: Ø1,15±0,025
through hole dia. (after plating): Ø1,0 +0,09 -0,06

All Dimensions in mm Original Size DIN A 4			Techn. Character.			Nicht tolerierte Maße/*Free size tolerances*
				Dat.	Name	Maßstab/*Scale* 2:1 (1:1)
			Detail.	04.03.05	Hl.	har-bus HM Power, Messerleiste, gewinkelt 4polig, PIHR (Hochtemperatur) *har-bus HM Power, male connector, right angled 4pole, PIHR (high temperature)*
			Insp.	04.03.05	Hm	
			Stand.			
31726			HARTING Electronics GmbH & Co. KG D-32339 ESPELKAMP			TB 17 61 004 2801
Mod.	Dat.	Name				Sub. / Blatt/*page*

Alle Rechte vorbehalten/ *All rights reserved*