

SUMMARY



Image is for illustrative purpose only

Wires

Low	10
High	0
Coax	0
Triax	0
Quad	0
Fiber	0
Fluidic	0

Download

[Request a quote](#)

[Catalog](#)

Series	2B
Termination type	Female solder
IP rating	50
Cable Ø	0.00 - 0.00 mm
Matching parts	FGG.2B.310.CLAD62Z
Status	
Alternative part	

TECHNICAL DETAILS

Mechanics

Shell Style/Model	EC*: Fixed receptacle with two nuts (back panel mounting)
Keying	1 key (alpha=0, plug: male contacts, receptacle: female contacts)
Housing Material	Brass (chrome plated) shell and collet nut, nickel plated brass latch sleeve and mid pieces
Cable Fixing	∅ 0 - 0 mm
Variant	

Performance

Configuration	2B.310 : 10 Low Voltage
Insulator	L: PEEK (UL 94 / V-0/3.2, depends on material thickness)
Rated Current	8 Amps

Specifications

Contact Type:	Solder
Max. Matings:	5000
Contact Dia.:	0.9 mm (0.035in)
Bucket Dia.:	0.8 mm (0.031in)
Max. Solid Conductor:	0.34 mm ² (AWG 22)
Max. Stranded Conductor:	0.34 mm ² (AWG 22)

R (max): 4.8 mOhm
 Vtest (contact-shell): 1300 V (AC), 1840 V (DC)
 Vtest (contact-contact): 1450 V (AC), 2050 V (DC)

Others

Temp (min / max): -55° C / +250° C
 Humidity (max): <=95% [at 60 deg C / 140 F]
 Vibration: 15 g [10 Hz - 2000 Hz]
 Shock Resistance: 100 g [6 ms]
 Salt Spray Corrosion: >1000 hr
 Climatological Category: 50/175/21
 Shielding (min): 75 dB (10 MHz)
 Shielding (min): 40 dB (1 GHz)
 IP Rating: 50

DRAWINGS

Draws



Dimensions


















	A	B	E	L	M	N	S1	S3	e
mm.	20	20	6.5	26.7	3.5	24.6	13.5	17	M15x1.0
in.	0,79	0,79	0,26	1,05	0,14	0,97	0,53	0,67	

RECOMMENDED BY LEMO

Tools

Spanner 2: DCH.91.201.PA

Cables

CMN.10.T22.068PGCE	PVC	GREY	
CMN.10.T22.068PGZE		Grey	
CMN.10.T22.068PNCE	PVC	Black	
CMN.10.T22.068PNZE			
CMN.10.T22.068QGC			
CMN.10.T22.068QGZE	TPR (medical)	Grey	
CMN.10.T28.052PGCE	PVC	GREY	
CMN.10.T28.052PGZE		Grey	
CMN.10.T28.052PNCE	PVC	Black	
CMN.10.T28.052PNZE			
CMN.10.T28.053QGZE	TPR (medical)	Grey	
110 220	PVC	Black	
110 240	PTFE	White	
110 260	PTFE	White	
110 280	PVC	Black	
210 140	PVC	Grey	
210 240	PVC	Black	
210 250	PVC	Grey	
210 260	PVC	Black	