



A Product Line of
Diodes Incorporated



SPECIFICATION FOR APPROVAL

CUSTOMER	_____
NOMINAL FREQUENCY	26.000000 MHz
PRODUCT TYPE	TYPE US 1.6x1.2 SMD CRYSTAL
SPEC. NO. (P/N)	US2600008Z
CUSTOMER P/N	_____
ISSUE DATE	August 26, 2018
VERSION	B

APPROVED	PREPARED	QA

Diodes Incorporated

No.2, Ziqiang 5th Rd., Zhongli Industrial Park,
 Zhongli Dist., Taoyuan City 32063, Taiwan (R.O.C.)
 TEL: 886-3-451-8888
 FAX: 886-3-461-3865
<https://www.diodes.com>

- *Pb-free
- *RoHS Compliant
- *HF-Halogen Free
- *REACH Compliant

TYPE US 1.6x1.2 SMD CRYSTAL

US2600008Z

VER. B 26-Aug-18

VERSION HISTORY

Version No.	Version Date	Description	Notes
A	Mar. 18, 2013	Initial Release	
B	Aug.26,2018	Updated mechanical drawings & logo	



TYPE US 1.6x1.2 SMD CRYSTAL

US2600008Z

VER. B 26-Aug-18

ELECTRICAL SPECIFICATIONS

Item	Symbol	Specifications	Units	Notes
Nominal Frequency	Fn	26.000000	MHz	
Mode of Oscillation	MO	AT Cut-Fundamental		
Calibration Load Capacitance	CL	9	pF	
Calibration Tolerance	FL	± 10	ppm	at 25°C±3°C
Operating Temperature Range	TR	-30 to +85	°C	
Frequency Stability (Frequency Deviation over the Operating Temperature Range)	F/T	±15	ppm	Reference to the Frequency at 25°C
Operating Drive Level		10	µW	
Maximum Drive Level		100	µW	
Equivalent Series Resistance	ESR	120	Ω	Max
Shunt Capacitance	C0	3	pF	Max
Aging at 25°C		±3	ppm	Max, 1st year
Storage Temperature		-55 to +125	°C	
Insulation Resistance		500	MΩ	Min

※ This product doesn't include harmful substance that stipulated by SONY SS-00259 Level 1 and S-AT2-001 Level 1 standard. RoHS Compliant (Pb - Free).

TYPE US 1.6x1.2 SMD CRYSTAL

US2600008Z

VER. B 26-Aug-18

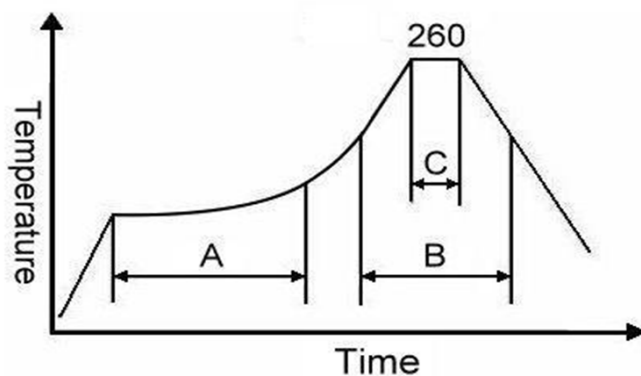
RELIABILITY SPECIFICATIONS

MECHANICAL AND ENVIRONMENTAL RATINGS:

- a) FINE LEAK TEST: JESD22-A109 (Condition 1A)
- b) GROSS LEAK TEST: JESD22-A109 (Condition C)
- c) MOISTURE RESISTANCE: JESD22-A113
- d) SHOCK: JESD22-B104 (Condition B)
- e) SOLDERABILITY : (RoHS version): J-STD-002
- f) VIBRATION: JESD22-B103
- g) SOLVENT RESISTANCE: JESD22-B107
- h) RESISTANCE TO SOLDERING HEAT (RoHS version): J-STD-020D Table 5.2 Pb free devices (3 cycles max)

SUGGESTED IR REFLOW PROFILE

*As per IPC-JEDEC J-STD-020D



Note:

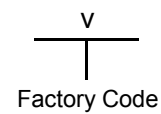
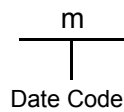
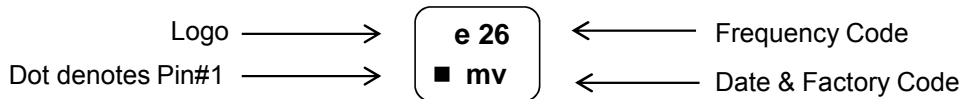
	Stage	Temperature	Time
A	Preheat	150~200°C	60~120 Sec
B	Primary Heat	217°C	60~150 Sec
C	Peak	260°C	10 Sec

TYPE US 1.6x1.2 SMD CRYSTAL

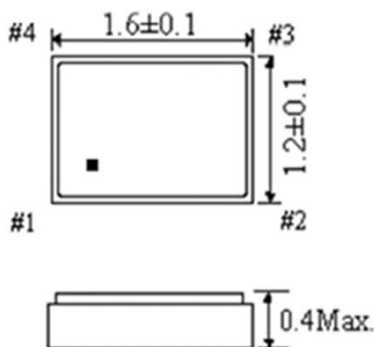
US2600008Z

VER. B 26-Aug-18

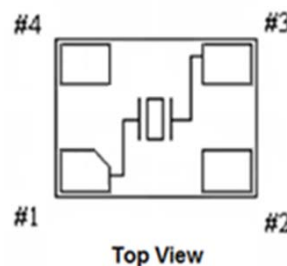
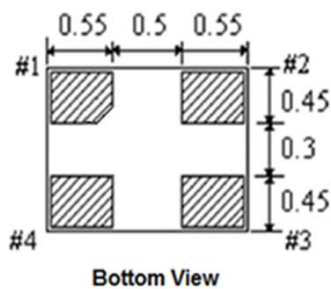
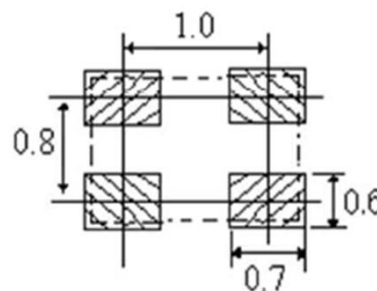
MARKING



MECHANICAL DRAWINGS (Scale: None. Dimensions are in mm.)



Recommended Land Pattern



**** Recommended - Pin 1 & 3 : CRYSTAL
 Pin 2 & 4 : GND**

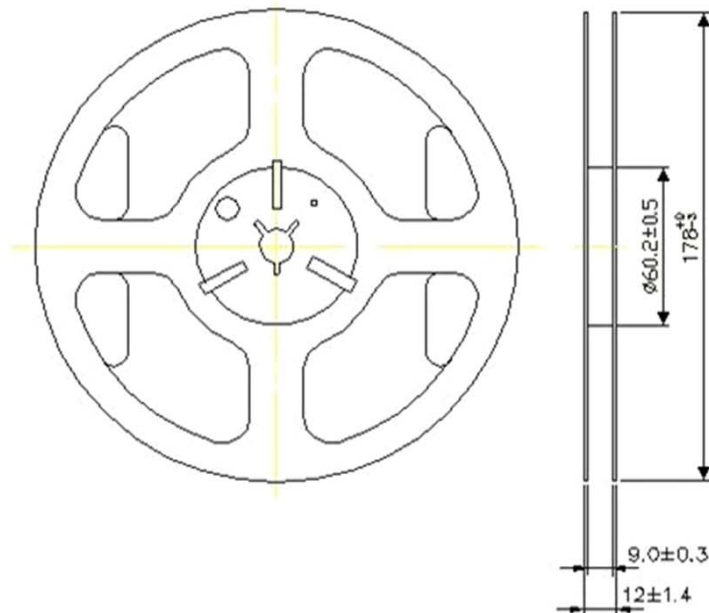
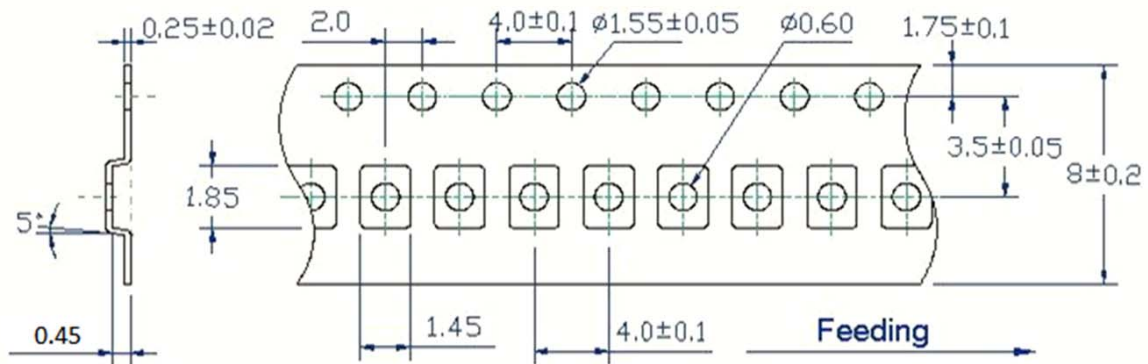
- Notes: 1. Package drawings are for reference only, and the appearances of objects may vary.
 Actual packages are based on the real product.
 2. The marking dot denotes Pin#1.
 3. The position and shape of the chamfer pin may vary and are based on the real product.

TYPE US 1.6x1.2 SMD CRYSTAL

US2600008Z

VER. B 26-Aug-18

Tape & Reel



1. 230mm minimum leader which consist of carrier and/or tape followed by a minimum of 160mm of empty carrier tape sealed with cover tape.
2. 160mm minimum trailer of empty carrier tape sealed with cover tape.

TYPE US 1.6x1.2 SMD CRYSTAL

US2600008Z

VER. B 26-Aug-18

PACKING

