

Electronic housing - ME 22,5 F-UT BUS/10+2 GN - 2706030

Please be informed that the data shown in this PDF Document is generated from our Online Catalog. Please find the complete data in the user's documentation. Our General Terms of Use for Downloads are valid (<http://download.phoenixcontact.com>)



Lower part of housing, fully assembled, with additional serial contact, open, no. of positions 10 + 2

Product Features

- 2 optional serial contacts (daisy chain)
- Gold contacts for data transmission and power supply (125 V, 8 A)
- Supply via standard MINI COMBICON plug
- Can be snapped onto standard NS 35/7,5 and NS 35/15 DIN rails



Key commercial data

Packing unit	1 1
Weight per Piece (excluding packing)	49.69 GRM
Custom tariff number	85369010
Country of origin	Germany

Technical data

General

Housing type	Component housing
Housing material	Polyamide
Color	green

Ambient conditions

Ambient temperature (operation)	-40 °C ... 105 °C
---------------------------------	-------------------

Dimensions

Length	99 mm
Constructional height	106 mm
Width	22.5 mm

Electronic housing - ME 22,5 F-UT BUS/10+2 GN - 2706030

Technical data

Technical data

Connection in acc. with standard	CUL
Nominal voltage U_N	300 V
Nominal current I_N	8 A
Indicator1	CUL1
Inflammability class according to UL 94	V0
Power dissipation at 20°C in the horizontal mounting position	5.9 W 11.5 W
Number of positions	16
	24

Classifications

eCl@ss

eCl@ss 4.0	27180401
eCl@ss 4.1	27180401
eCl@ss 5.0	27180506
eCl@ss 5.1	27180506
eCl@ss 6.0	27180802
eCl@ss 7.0	27182702
eCl@ss 8.0	27182702

ETIM

ETIM 2.0	EC001031
ETIM 3.0	EC001031
ETIM 4.0	EC001031
ETIM 5.0	EC001031

UNSPSC

UNSPSC 6.01	31261501
UNSPSC 7.0901	31261501
UNSPSC 11	31261501
UNSPSC 12.01	31261501
UNSPSC 13.2	31261501

Approvals

Approvals

Electronic housing - ME 22,5 F-UT BUS/10+2 GN - 2706030

Approvals

Approvals

UL Recognized / cUL Recognized / cULus Recognized

Ex Approvals

Approvals submitted

Approval details

UL Recognized

cUL Recognized

	B	D
Nominal current I _N	8 A	8 A
Nominal voltage U _N	300 V	300 V

cULus Recognized

Accessories

Accessories

Coding element

Coding star - CR-MSTB - 1734401

Coding section, inserted into the recess in the header or the inverted plug, red insulating material



Electronic housing - ME 22,5 F-UT BUS/10+2 GN - 2706030

Accessories

Coding profile - CP-MSTB - 1734634

Coding profile, is inserted into the slot on the plug or inverted header, red insulating material



Filler plug

Electronic housing - ME B-KA - 2854173



Terminal cover, 1 strip covers up to 12 terminal points, for ME-BUS terminal opening, (male side)

Electronic housing - ME B-22,5 MKDSO GN - 2907143



Filler plugs, for unoccupied terminal points

Electronic housing - ME B-22,5 MSTBO GN - 2907156



Filler plugs, for unoccupied terminal points

Electronic housing - ME B-SA/NS 35 - 2935959

Terminal cover, 1 strip covers up to 12 terminal points, for ME-BUS male side, (female side)



Electronic housing - ME 22,5 F-UT BUS/10+2 GN - 2706030

Accessories

Electronic housing - ME B-12,5 3MSTBO GN - 2709176



Filler plugs, for unoccupied terminal points

Electronic housing - ME B-KA - 2854173



Terminal cover, 1 strip covers up to 12 terminal points, for ME-BUS terminal opening, (male side)

Mounting material

Components of electronic housing - ME-SAS - 2853899



Shield connection clamp for printed circuit terminal block

Electronic housing - ME DH27 NS 35 - 2908760

Spacers, for protection of the input or output contacts for DIN rail NS 35, width [B] 27 mm



Electronic housing - ME DH36 NS 35 - 2909895

Spacers, for protection of the input or output contacts for DIN rail NS 35, width [B] 36 mm



Electronic housing - ME 22,5 F-UT BUS/10+2 GN - 2706030

Accessories

Electronic housing - ME LPZS - 2906911



PCB stop, for soldering onto PCB

Required add-on products

Electronic housing - ME 22,5 OT-MSTBO SET - 2907444

Housing upper part, complete with 4 pairs of COMBICON headers and plugs



Electronic housing - ME 22,5 OT-1MSTBO GN - 2709558



Upper part of housing, for COMBICON connection, single-level

Electronic housing - ME 22,5 OT-MSTBO GN - 2907169



Upper part of housing, for COMBICON connection, double-level

Electronic housing - ME 22,5 OT-MKDSO SET - 2907473



Housing upper part, complete with PCB termination blocks for full equipping. 16-pos., housing width: 22.5 mm

Electronic housing - ME 22,5 F-UT BUS/10+2 GN - 2706030

Accessories

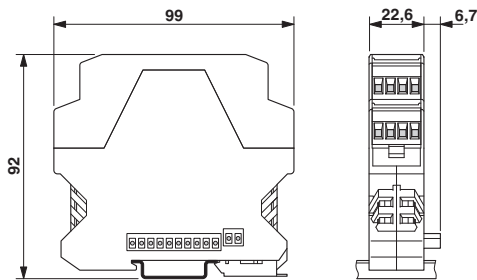
Electronic housing - ME 22,5 OT-MKDSO GN - 2907172



Housing upper part, for printed circuit terminal block connection

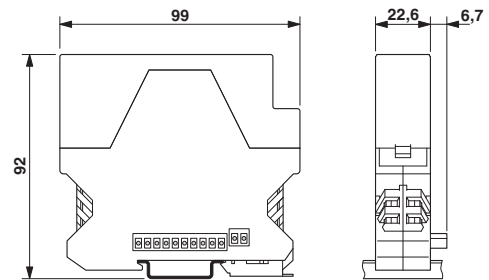
Drawings

Dimensioned drawing



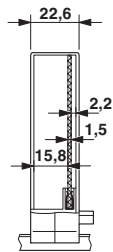
Dimensions of the electronic housing ME 22.5 flat.../BUS 5+2 and ME 22.5 flat.../BUS 10+2 with double-level upper part

Dimensioned drawing



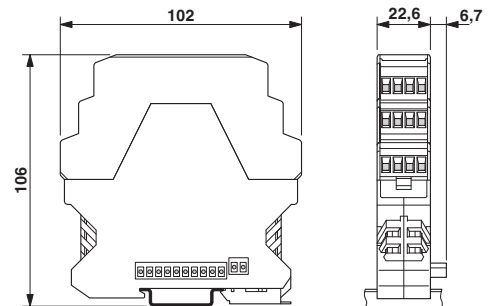
Dimensions of the electronic housing ME 22.5 flat.../BUS 5+2 and ME 22.5 flat.../BUS 10+2 with single-level upper part

Dimensioned drawing



Inner housing dimensions, electronic housing ME 22.5 flat.../BUS 5+2 and ME 22.5 flat.../BUS 10+2

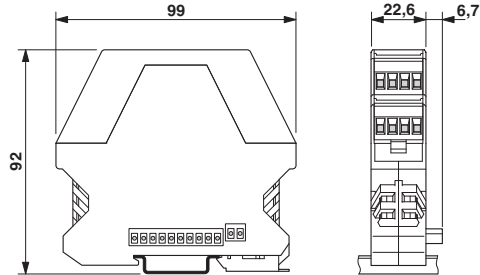
Dimensioned drawing



Dimensions of the electronic housing ME 22.5 flat.../BUS 5+2 and ME 22.5 flat.../BUS 10+2 with triple-level upper part

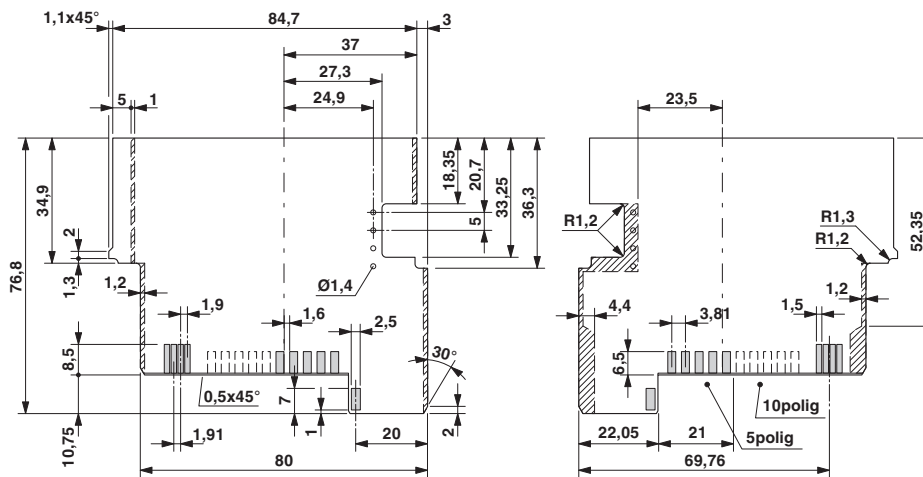
Electronic housing - ME 22,5 F-UT BUS/10+2 GN - 2706030

Dimensioned drawing



Dimensions of the electronic housing ME 22.5 flat.../BUS 5+2 and ME 22.5 flat.../BUS 10+2 with double-level upper part

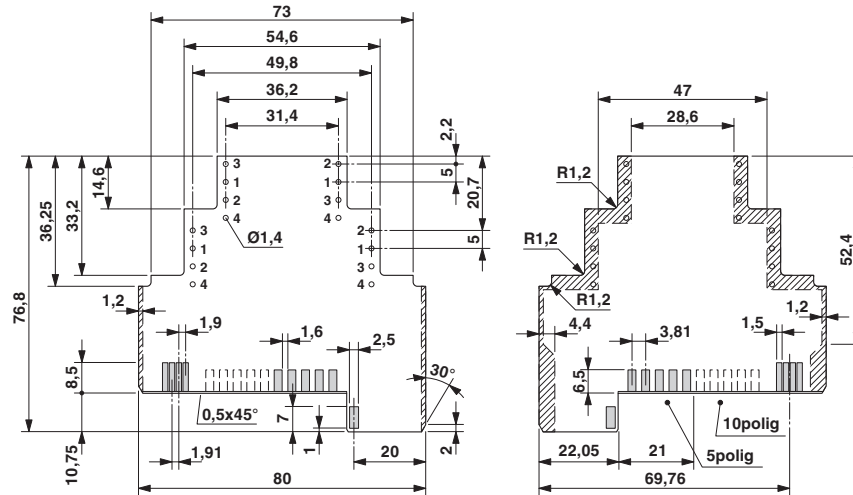
Dimensioned drawing



Dimensional drawing of the ME 22.5 flat.../BUS 5+2 and ME 22.5 flat.../BUS 10+2 printed circuit boards if the single-level upper part is used

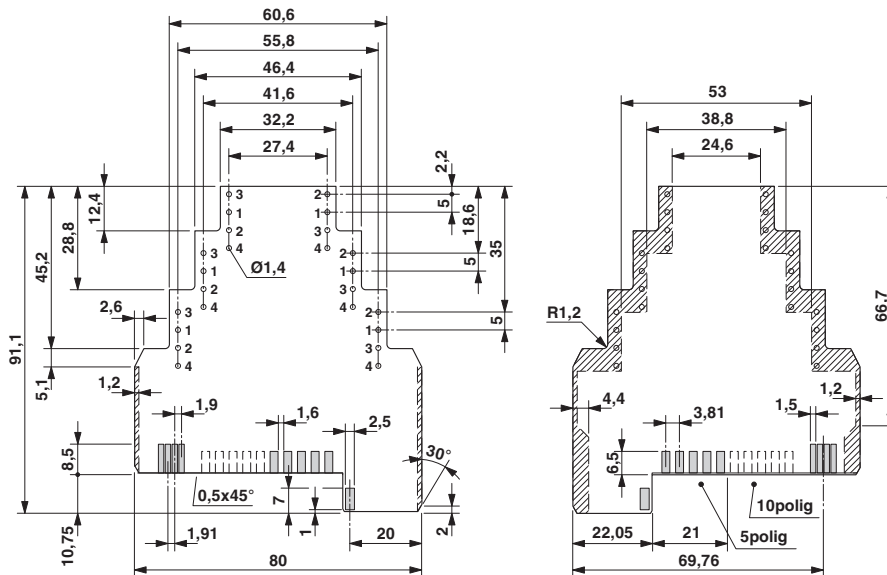
Electronic housing - ME 22,5 F-UT BUS/10+2 GN - 2706030

Dimensioned drawing



Dimensional drawing of the ME 22.5 flat.../BUS 5+2 and ME 22.5 flat.../BUS 10+2 printed circuit boards if the double-level upper part is used

Dimensioned drawing



Dimensional drawing of the ME 22.5 flat.../BUS 5+2 and ME 22.5 flat.../BUS 10+2 printed circuit boards if the triple-level upper part is used