

## DETAILS

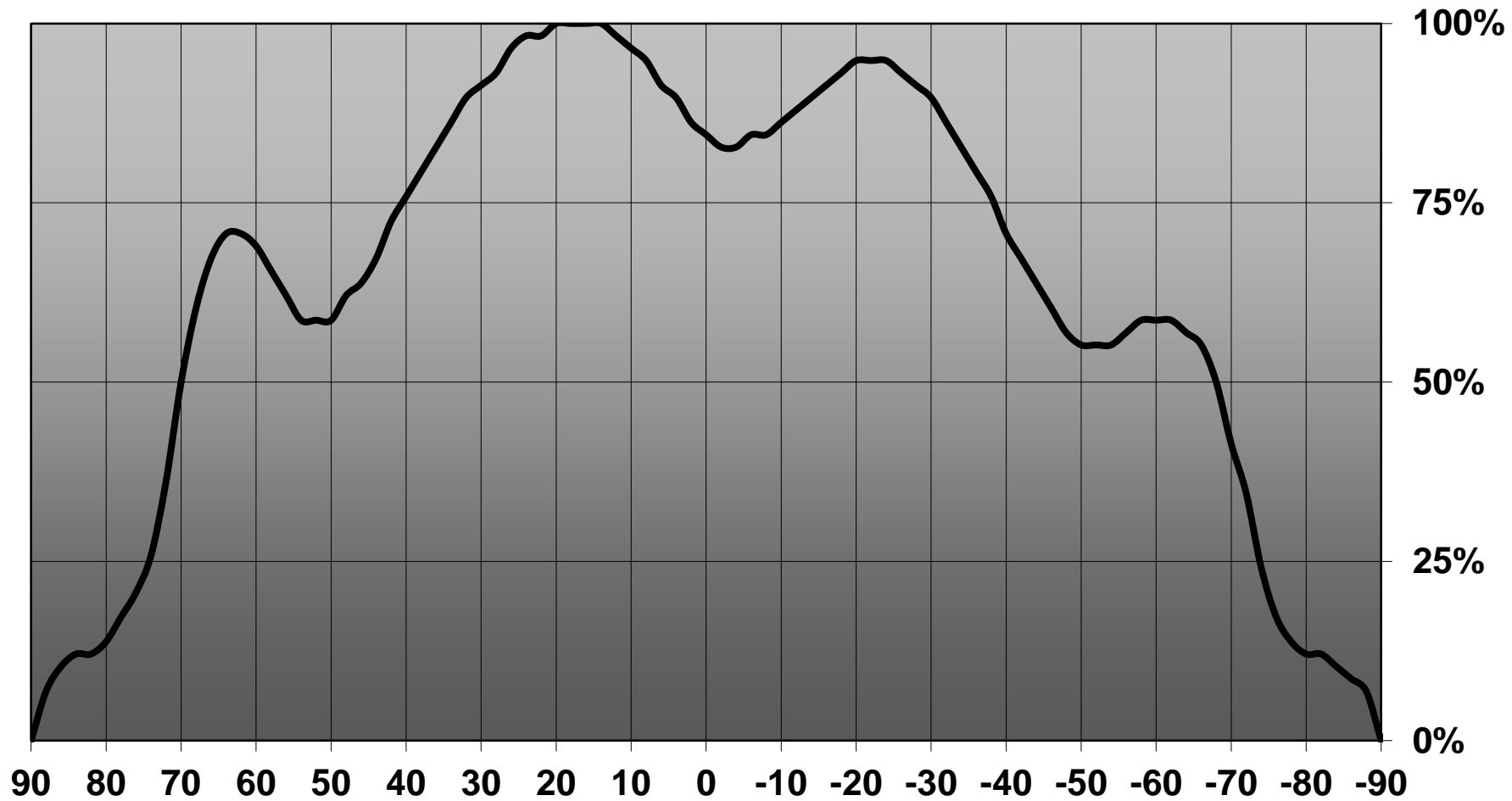
<b>Product Number</b>	CA13013_SIRI-DOME
<b>Family</b>	Siri
<b>Type</b>	Assembly
<b>Color</b>	
<b>Diameter</b>	13,9 + 13,9 mm
<b>Height</b>	5,3 mm
<b>Style</b>	square
<b>Optic Material</b>	PMMA
<b>Holder Material</b>	
<b>Fastening</b>	pin, tape
<b>Status</b>	production ready
<b>ROHS Compliant</b>	Yes
<b>Date Updated</b>	22/05/2014

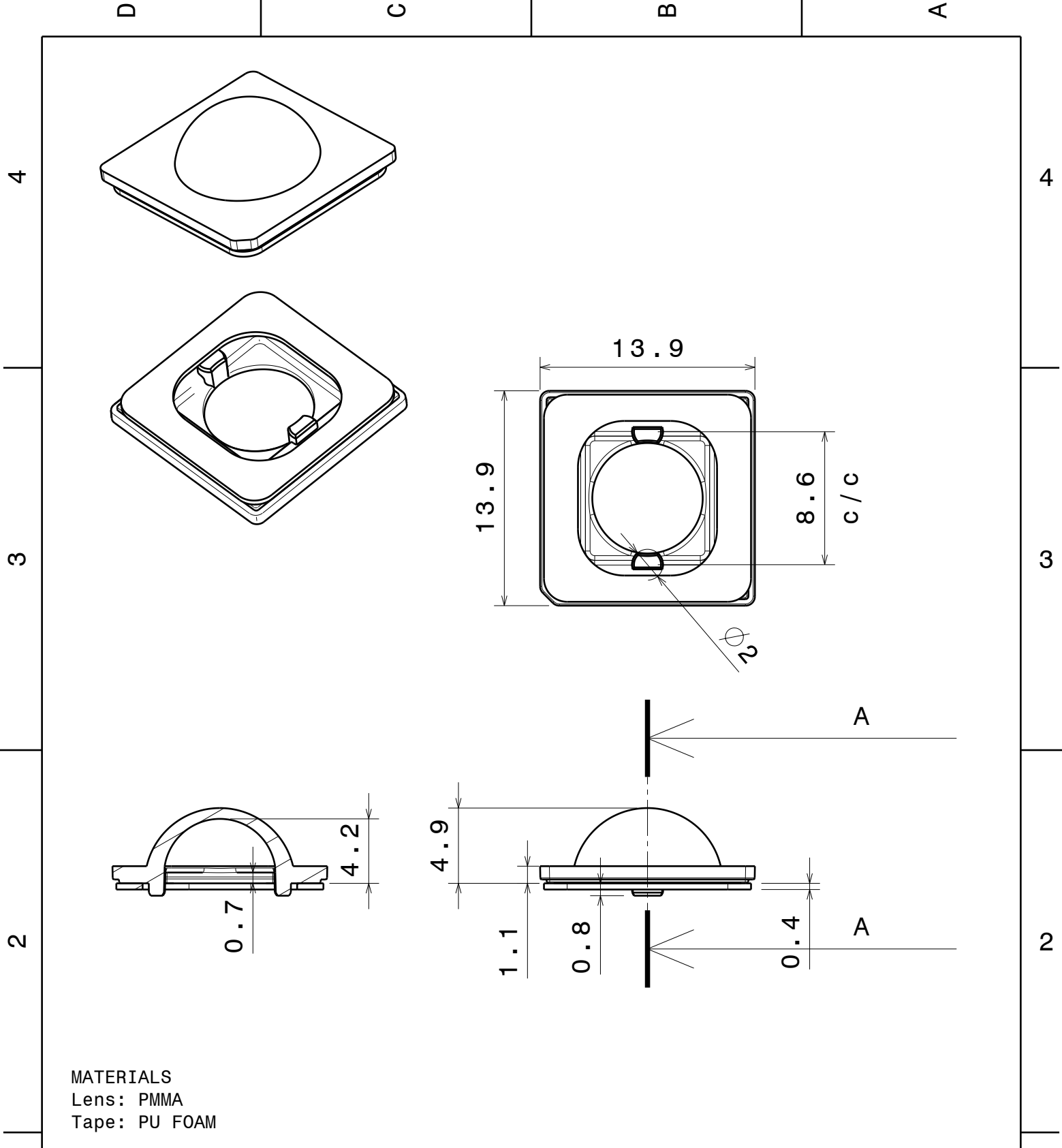


## OPTICAL PROPERTIES

LED	Viewing Angle	Light Beam	Efficiency	cd/lm	Connector
XM-L	149 deg	WWW-class	97 %	0.240	-
XP-G2	144 deg	WWW-class	97 %	0.260	-
XT-E	148 deg	WWW-class	97 %	0.240	-
XM-L2	151 deg	WWW-class	97 %	0.200	-
LUXEON A	144 deg	WWW-class	97 %	0.260	-
LUXEON Rebel	138 deg	WWW-class	96 %	0.290	-
NS9x383	144 deg	WWW-class	97 %	0.246	-
Oslon Square EC	134 deg	WWW-class	97 %	0.280	-

Relative intensity of CA13013\_SIRI-DOME\_(Luxeon\_Rebel)





MATERIALS  
 Lens: PMMA  
 Tape: PU FOAM

This drawing is our property.  
 It can't be reproduced  
 or communicated without  
 our written agreement.



Ledil Oy  
 Salorankatu 10  
 FIN 24240 SALO  
 Finland

Ledil Oy  
 Salorankatu 10  
 FIN-24100 SALO  
 Finland

DRAWING TITLE

DRAWN BY  
**as**

CHECKED BY  
**ol**

DESIGNED BY  
**pv**

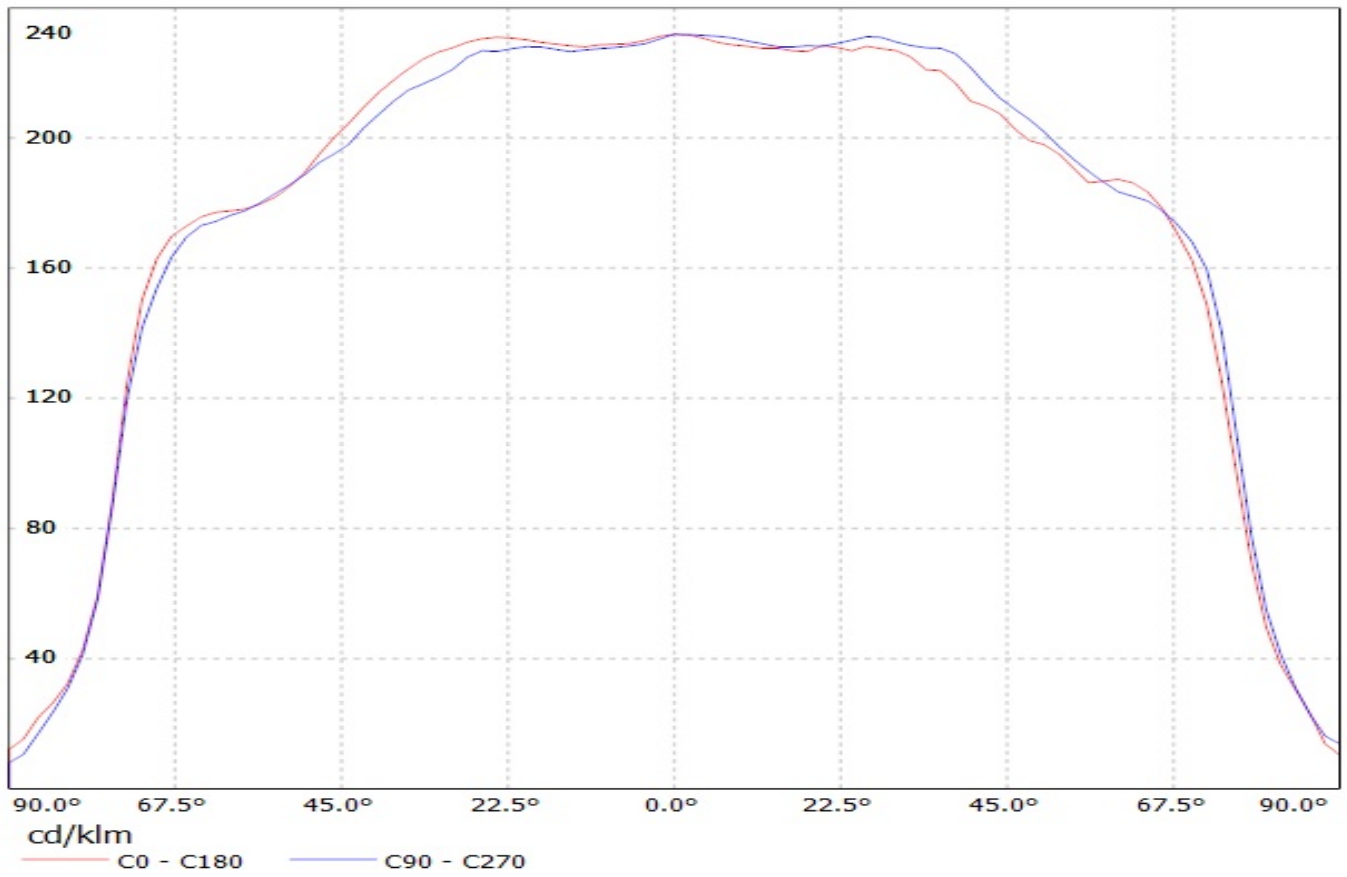
DATE  
 23.07.2012

DATE  
 23.07.2012

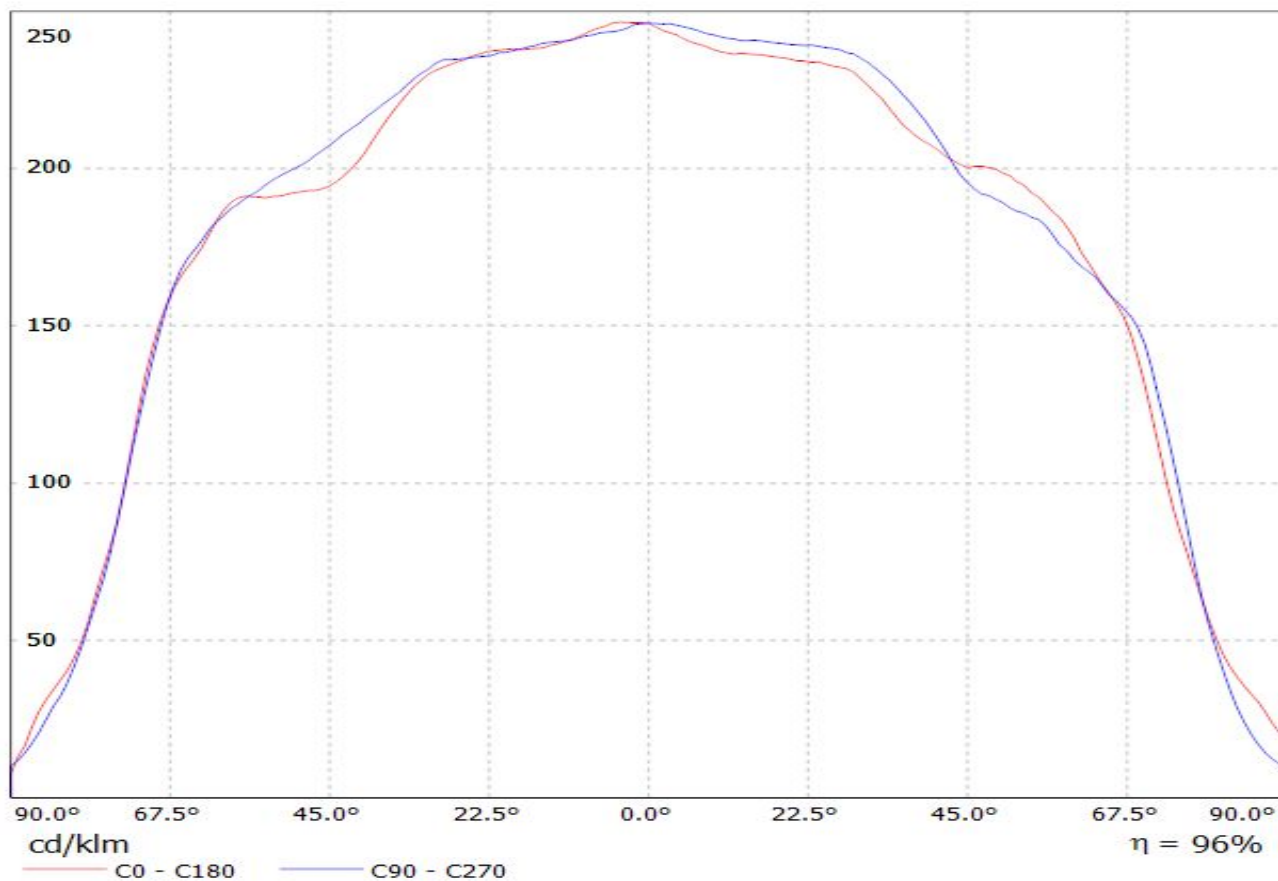
DATE  
 23.11.2011

<b>Datasheet SIRI-DOME/-DIFF assy</b>				REV
SIZE	PART NUMBER		REV	
<b>A4</b>			<b>001</b>	
SCALE	1:1	WEIGHT	SHEET	1/1

Luminaire: LEDil Oy CA13013\_SIRI-DOME\_(XM-L2) Efficiency=97%  
Lamps: 1 x Cree XM-L2 (XMLBWT-0-7B4-T30-0L-0001) 91lm @ 250mA CCT=3200K P=0.7W I=250mA

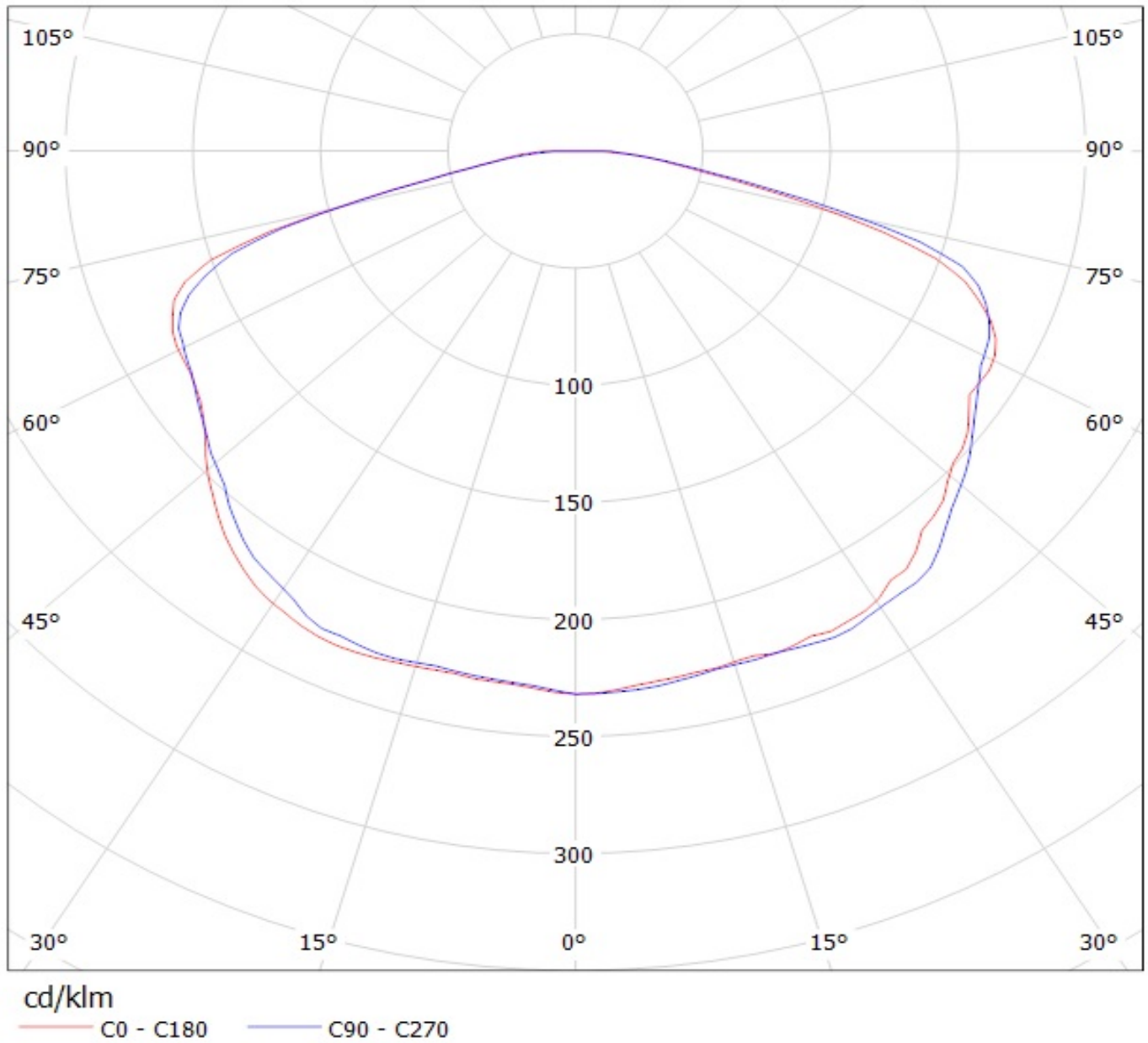


Luminaire: LEDiL Oy CA13013\_SIRI-DOME\_(NS9x383) Eff 96,4%  
Lamps: 1 x Nichia NS9x383 (105lm@250mA)

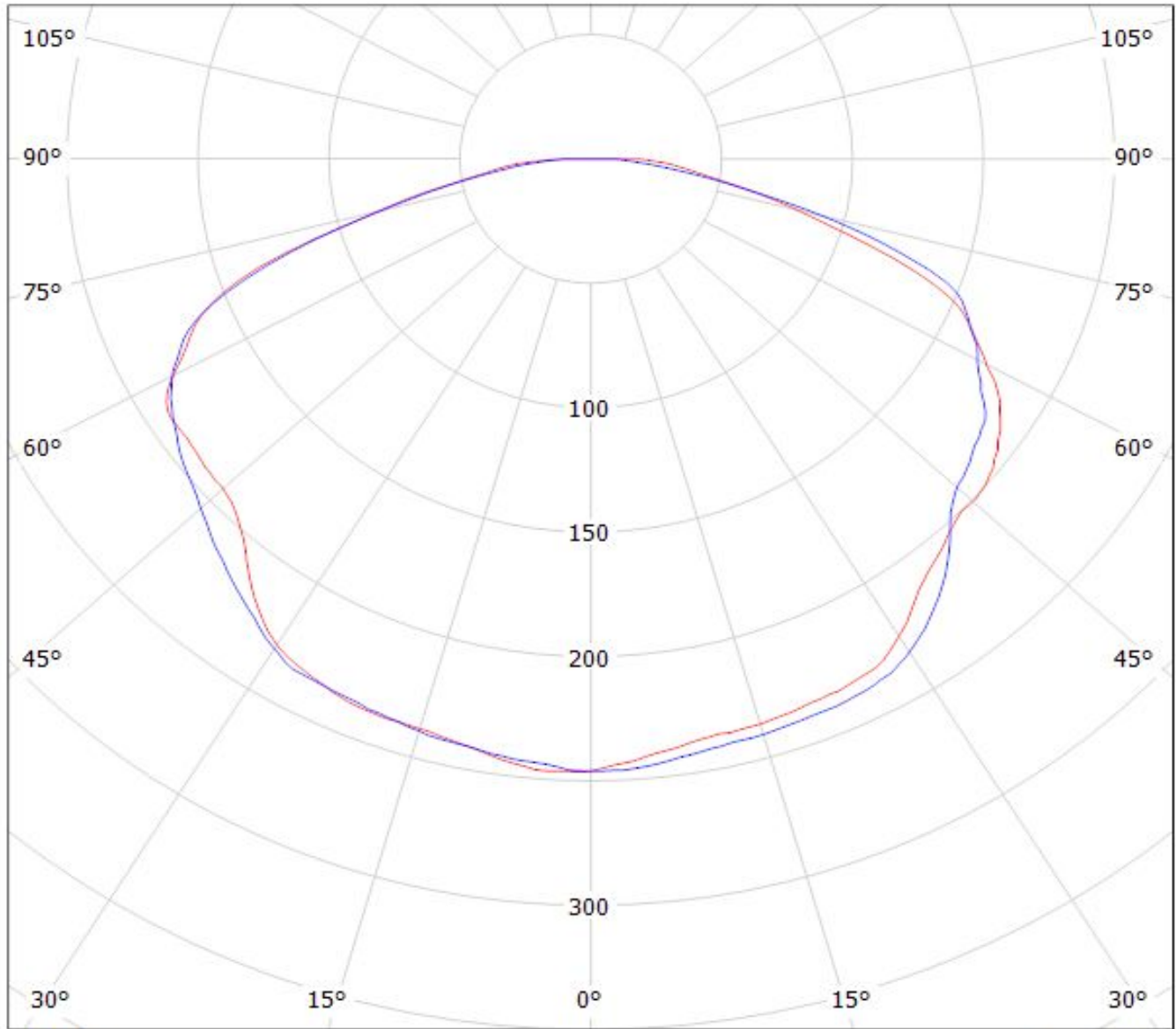


Luminaire: LEDil Oy CA13013\_SIRI-DOME\_(XM-L2) Efficiency=97%

Lamps: 1 x Cree XM-L2 (XMLBWT-0-7B4-T30-0L-0001) 91lm @ 250mA CCT=3200K P=0.7W I=250mA



Luminaire: LEDiL Oy CA13013\_SIRI-DOME\_(NS9x383) Eff 96,4%  
Lamps: 1 x Nichia NS9x383 (105lm@250mA)



cd/klm  
— C0 - C180 — C90 - C270

$\eta = 96\%$

**NOTE: The typical divergence will be changed by different color, chip size and chip position tolerance. The typical total divergence is the full angle measured where the luminous intensity is half of the peak value.**