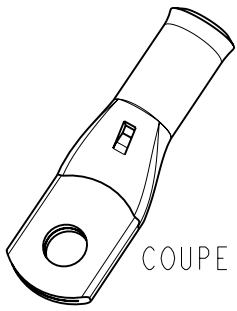
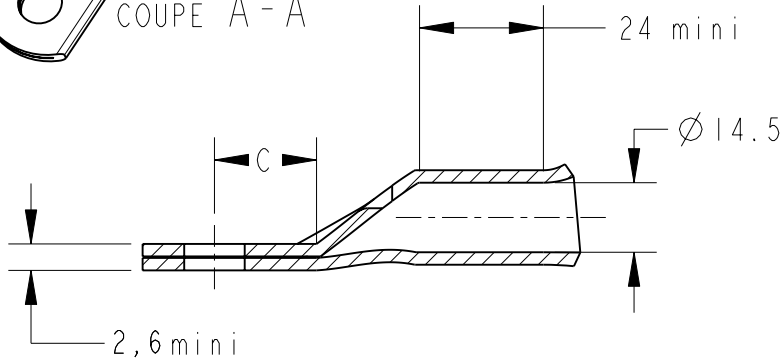


LOC	DIST	REVISIONS				
P	LTR REV	DESCRIPTION MODIFICATIONS	DATE	DWN DESS.	APVD APP.	
FH	00	E	MISE A JOURS / AJOUT NOTA	07DEC2009	BG GP	
		F	ECR-11-018538	07SEP2011	LP NA	



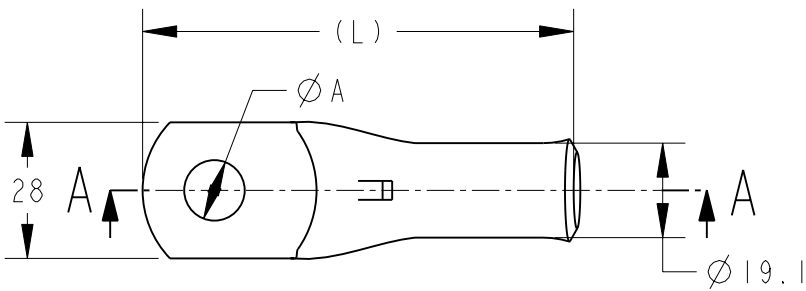
COUPE A-A



Inspection hole



Ces produits répondent à la norme NFC 20-130.  
 These products are NFC 20-130 compliant.



(L)	C	ØA	DESCRIPTION	PART NUMBER
76	16,3	10,3	XCT 120-10	709820-1
76	16,3	12,8	XCT 120-12	709820-3
76	16,3	14,5	XCT 120-14	709820-4
76	16,3	16,5	XCT 120-16	709820-6
76	16,3	18,5	XCT 120-18	709820-7

- 1 - MATERIAL = TINNED COPPER
- 2 - Marking in depth: logo-section-hole-Made in France +
- 3 - CABLE SECTION = 250 MCM or 120mm<sup>2</sup>
- 4 - GROOVE E120Cu OR DIE (Punch 17PC120+ Die 17MI20)

20


RELEASED FOR PUBLICATION  
 LIBRE A LA DIFFUSION

ALL RIGHTS RESERVED.  
 TOUS DROITS RESERVES.

THIS DRAWING IS UNPUBLISHED.  
 DIFFUSION RESTREINTE

© COPYRIGHT 20

TOLERANCES UNLESS OTHERWISE SPECIFIED: -  
 TOLERANCES NON SPECIFIEES: -

DIMENSIONS: mm	DWN/DESSINE D. LEGUY 15DEC00	MATERIAL MATIERE CUIVRE	FINISH FINITION ETAME	
<del>                     TOLERANCES UNLESS OTHERWISE SPECIFIED:                      TOLERANCES NON SPECIFIEES (SUIV NB DE DECIMALES):                      0 PLC/DEC: ±0                      1 PLC/DEC: ±0                      2 PLC/DEC: ±0                      3 PLC/DEC: ±0                      4 PLC/DEC: ±0                      ANGLES ±-                 </del>	CHK/VERIFIE E. DEREY	 TE Connectivity		
	APVD/APPROUVE N. ALMEIDA			
	PRODUCT SPEC SPEC. PRODUIT	NAME TITRE XCT 120-..	SIZE FORMAT A4	CAGE CODE 00779
	APPLICATION SPEC SPEC. APPLICATION	DRAWING NO No PLAN C-709820	RESTRICTED TO RESERVE A	
WEIGHT MASSE APPROX.	CUSTOMER DRAWING /PLAN CLIENT	UNIQUEMENT POUR REFERENCE	SCALE ECHELLE - / -	
		SHEET FEUILLE 1	OF DE 1	
		REV F		