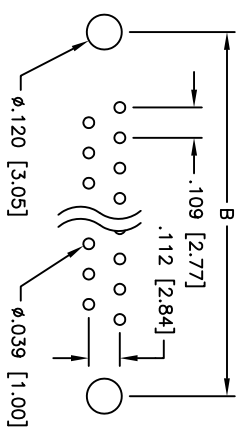
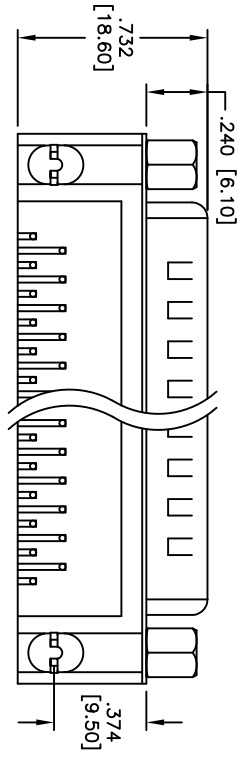
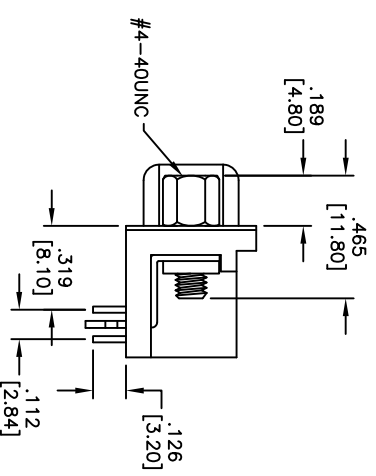
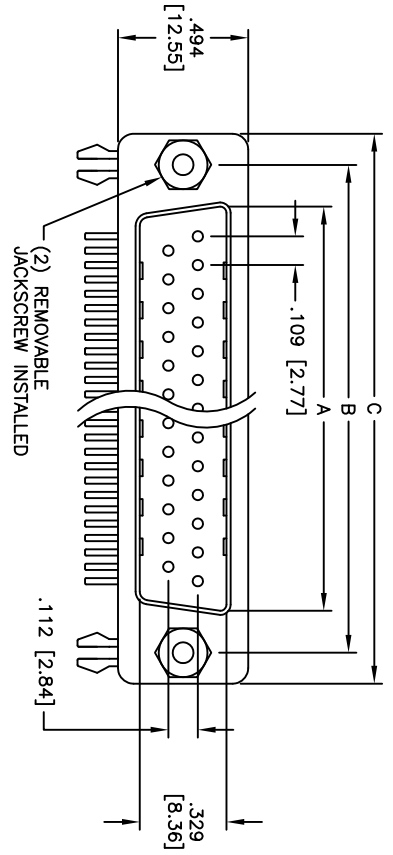


APPROVED: _____
 DATE: _____ TITLE: _____

Rev	AWO #	Description	Date	Appr
-		RELEASED	4/18/05	
A		REVISED DIM. & SPEC.	4/13/12	



PCB LAYOUT

Unit: Inch / mm

Positions	DIMENSIONS		
	A	B	C
9	.666 [16.92]	.984 [24.99]	1.213 [30.81]
15	1.004 [25.50]	1.312 [33.32]	1.541 [39.14]
25	1.534 [38.96]	1.852 [47.04]	2.088 [53.04]
37	2.182 [55.42]	2.500 [63.50]	2.729 [69.32]

SPECIFICATIONS:

Material: PBT, glass reinforced, rated UL 94V-0
 Insulator color: Black
 Contacts: Copper Alloy
 Shell: SPCC
 Hardware: Brass, Nickel plated
 Plating:
 Gold flash over Nickel underplate overall
 Electrical:
 Operating voltage: 250 VAC max
 Current rating: 1 Amps max
 Contact resistance: 20 mohms max
 Insulation resistance: 1,000 Mohms min
 Dielectric withstanding voltage: 1,000 VAC for 1 minute
 Temperature Rating:
 Operating temperature: -40°C to +105°C
 Environmental:
 Lead free, RoHS compliant

ADAM TECH

909 Railway Avenue, Union, NJ 07083
 Phone: 908-687-5000 Fax: 908-687-5710

TITLE: .318 [8.08] FOOTPRINT D-SUB PLUG
 FORKED BOARDLOCKS, #4-40 INSERTS

UNLESS OTHERWISE SPECIFIED ALL DIMENSIONS ARE INCHES [MM]		TOLERANCES: EXCEPT AS NOTED	
INCHES	±.10	ØXX	±.010
HOLDS	±.020	ØXXX	±.015
	.XXX ±.015	ØXXXX	±.010
APPROVALS	DATE	DATE	
DRAWN	SS	4/18/05	
CHECKED			
APPROVED			
SIZE	PART NO.	SCALE	REV.
X	DXXX-PL-25	NTS	A
REF:	S00087T	SHEET	1 OF 1

