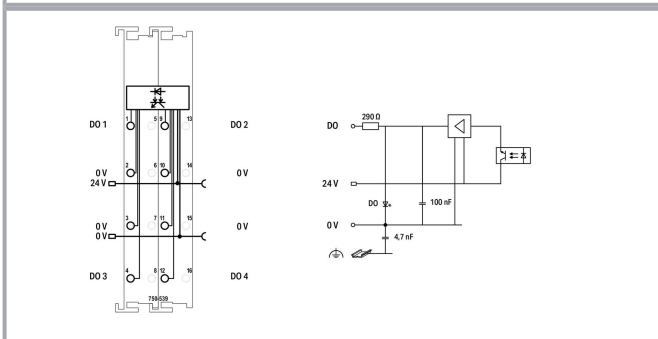
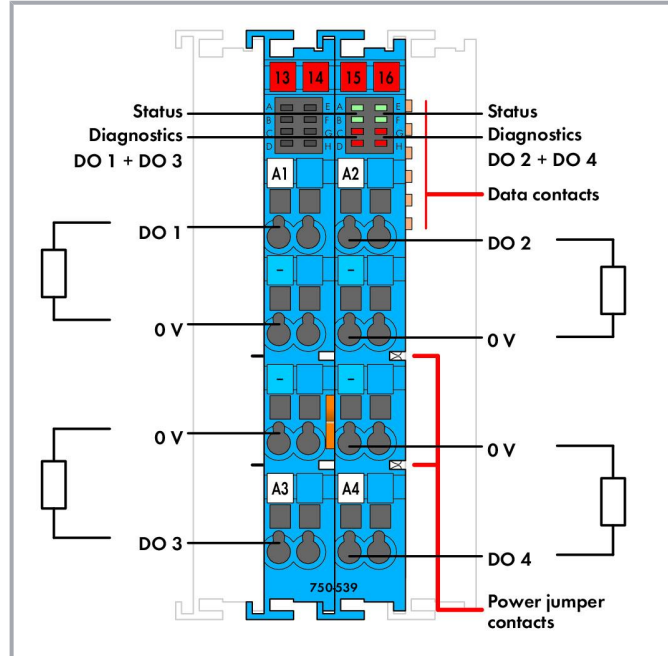




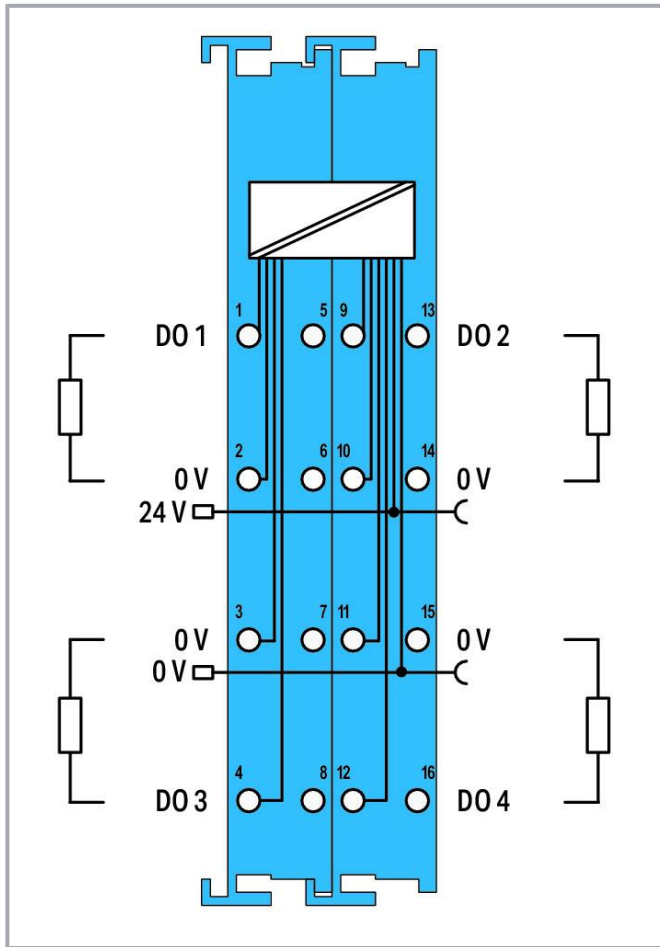
Color: ■



Subject to changes. Please also observe the further product documentation!

WAGO GmbH & Co. KG
 Hansastr. 27
 32423 Minden
 Phone: +49571 887-0 | Fax: +49571 887-169
 Email: info.de@wago.com | Web: www.wago.com

Do you have any questions about our products?
 We are always happy to take your call at +49 (571) 887-44222.



Item description

This digital output module controls actuators operating in Zone 0+1 hazardous areas.

Intrinsically safe valves can be directly controlled.

The WAGO I/O System 750 must be installed either in Zone 2 or in a non-hazardous area.

All outputs are electronically short-circuit-protected.

Indicators:

- Green LED (output status)
- Red LED (wire breakage, short circuit)

Field and system levels are electrically isolated.

Subject to changes. Please also observe the further product documentation!



Data Notes

Note	The digital output module must only be operated via 24 VDC Ex II!
	General information (e.g., installation regulations) on explosion protection is available in the WAGO I/O System 750 manuals!

Technical data

Number of digital outputs	4
Total number of channels (module)	4
Signal type	Digital
Signal type (voltage)	24 VDC
Actuator connection	4 x (2-wire)
Output characteristic	high-side switching
Switching frequency (max.)	100 Hz
Load type	Resistive, inductive, lamp load
Power consumption P_{max}	4.86 W (at 47 mA output current)
Input data width (internal) max.	4 bits
Output data width (internal) max.	4 bits
Intrinsic safety Ex i	yes
Supply voltage (system)	5 VDC; via data contacts
Current consumption (5 V system supply)	20 mA
Supply voltage (field)	24 VDC; (Ex i power supply: $U_O = \max. 27.3 \text{ V}$); via power jumper contacts (power supply via blade contact; transmission via spring contact)
Current consumption, field supply (module with no external load)	10 mA
Isolation	300 VAC system/field
Indicators	LED (A, B, E, F) green: Status DO 1 ... DO 4; LED (C, D, G, H) red: Diagnostics DO 1 ... DO 4
Number of incoming power jumper contacts	2
Number of outgoing power jumper contacts	2
Current carrying capacity (power jumper contacts)	1 A
Marking	ATEX/IECEx: II 3 (1) G Ex ec [ia Ga] IIC T4 Gc; II (1) D [Ex ia Da] IIIC; I (M1) [Ex ia Ma] I

Subject to changes. Please also observe the further product documentation!



Explosion protection

Ex standard	EN IEC 60079-0, -7, -11
Safety-relevant data (circuit)	$U_o = 27.3 \text{ V}$; $I_o = 117.5 \text{ mA}$; $P_o = 800.1 \text{ mW}$; Linear characteristic curve
Reactances Ex ia IIC	$L_o = 13 \mu\text{H}$; $C_o = 88 \text{ nF}$
Reactances Ex ia IIB	$L_o = 8.1 \text{ mH}$; $C_o = 683 \text{ nF}$
Reactances Ex ia IIA	$L_o = 14 \text{ mH}$; $C_o = 2.28 \mu\text{F}$
Reactances Ex ia I	$L_o = 21 \text{ mH}$; $C_o = 540 \text{ nF}$
Reactances (note)	Reactances without accounting for the concurrence of capacitance (C_o) and inductance (L_o)

Connection data

Connection technology: inputs/outputs	16 x CAGE CLAMP®
Connection type 1	Inputs/Outputs
Solid conductor	0.08 ... 2.5 mm ² / 28 ... 14 AWG
Fine-stranded conductor	0.08 ... 2.5 mm ² / 28 ... 14 AWG
Strip length	8 ... 9 mm / 0.31 ... 0.35 inches

Physical data

Width	24 mm
Height	100 mm / 3.937 inches
Depth	67.8 mm / 2.669 inches
Depth from upper-edge of DIN-rail	60.6 mm / 2.386 inches

Mechanical Data

Mounting type	DIN-35 rail
---------------	-------------

Material Data

Color	light blue
Housing material	Polycarbonate; polyamide 6.6
Fire load	2.035 MJ
Weight	88.5 g
Conformity marking	CE

Subject to changes. Please also observe the further product documentation!



Environmental requirements

Ambient temperature (operation)	0 ... +55 °C
Ambient temperature (storage)	-25 ... +85 °C
Protection type	IP20
Pollution degree	2 per IEC 61131-2
Operating altitude	0 ... 2000 m / 0 ... 6562 ft
Mounting position	horizontal (standing/lying); vertical
Relative humidity (without condensation)	95 %
Vibration resistance	per IEC 60068-2-6
Shock resistance	15g per IEC 60068-2-27
EMC immunity to interference	per EN 61000-6-2, marine applications
EMC emission of interference	per EN 61000-6-3, marine applications
Exposure to pollutants	Per IEC 60068-2-42 and IEC 60068-2-43
Permissible H ₂ S contaminant concentration at a relative humidity 75 %	10 ppm
Permissible SO ₂ contaminant concentration at a relative humidity 75 %	25 ppm

Commercial data

eCl@ss 10.0	27-24-26-04
eCl@ss 9.0	27-24-26-04
ETIM 8.0	EC001599
ETIM 7.0	EC001599
PU (SPU)	1 pcs
Packaging type	box
Country of origin	DE
GTIN	4055143514149
Customs tariff number	85371098990

Environmental Product Compliance

CAS-No.	1303-86-2 1317-36-8 7439-92-1
REACH Candidate List Substance	Diboron trioxide Lead Lead monoxide
RoHS Compliance Status	Compliant,With Exemption

Subject to changes. Please also observe the further product documentation!






WAGO GmbH & Co. KG
Hansastr. 27
32423 Minden
Phone: +49571 887-0 | Fax: +49571 887-169
Email: info.de@wago.com | Web: www.wago.com

Do you have any questions about our products?
We are always happy to take your call at +49 (571) 887-44222.

RoHS Exemption	6(c) 7(a) 7(c)-I 7(c)-II
SCIP notification number (Austria)	e34a3d4a-a1fb-40f8-bb5b-54bf7c28fdaa
SCIP notification number (Belgium)	2ce8ca47-89a4-4c43-9427-dd8fe99d3e7b
SCIP notification number (Bulgaria)	75528983-07fe-4087-af2d-af7edf979c73
SCIP notification number (Czech Republic)	f9fb62b0-c110-4b20-b537-5f7510b2a650
SCIP notification number (Denmark)	64b48830-f285-4cef-aac8-318ab049c8ef
SCIP notification number (Finland)	d21d7caf-d593-4078-a77f-144b060c5b80
SCIP notification number (France)	8b7b3506-826e-4320-9f88-d4aca5af520d
SCIP notification number (Germany)	8ec2c402-dd38-40d4-a575-630c5dcb958a
SCIP notification number (Hungary)	441ec9b2-f306-4c04-afe9-d73926e312af
SCIP notification number (Italy)	74e79e14-0ac4-47f2-8486-55872426dabd
SCIP notification number (Netherlands)	74678b8e-c44c-499b-a41f-66be291f6a26
SCIP notification number (Poland)	7afc2831-b145-414f-83b7-93c174189b9a
SCIP notification number (Romania)	470ef858-fac1-4205-8178-bee373f05ff7
SCIP notification number (Sweden)	3528ae04-7447-476d-a23d-783b22d2f64a

Approvals / Certificates

General approvals


Logo	Approval	Additional Approval Text	Certificate name
	CCC CNEX	CNCA-C23-01	2020312310000211 (Ex ec[iaGa] IIC T4 Gc, [Ex iaDa] IIIC, [Ex iaMa] I)
	EAC Brjansker Zertifizierungsstelle	TP TC 020/2011	EAC RU C-DE.AM02. B.00087/19
	KC National Radio Research Agency	Article 58-2, Clause 3	MSIP-REM-W43- DOM750
	UL Underwriters Laboratories Inc. (ORDINARY LOCATIONS)	UL 61010-2-201	E175199
	UL Underwriters Laboratories Inc. (ORDINARY LOCATIONS)	-	E175199

Subject to changes. Please also observe the further product documentation!

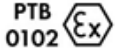

Declarations of conformity and manufacturer's declarations

Logo	Approval	Additional Approval Text	Certificate name
	EU-Ex-Declaration of Conformity WAGO GmbH & Co. KG	-	-

Approvals for marine applications

Logo	Approval	Additional Approval Text	Certificate name
	ABS American Bureau of Shipping	-	22-2219060
	DNV DNV GL SE	DNV-CG-0339, Aug. 2021	TAA0000194
	KR Korean Register of Shipping	-	KR HMB05880-AC001
	LR Lloyds Register EMEA	-	LR22180952TA
	PRS Polski Rejestr Statków	-	TE/2236/880590 /19
	RINA RINA Germany GmbH	-	ELE343521XG001






Approvals for hazardous areas

Logo	Approval	Additional Approval Text	Certificate name
	ATEX TUEV Nord Cert GmbH	EN 60079-0	TUEV_12_ATEX_106032X (Ex ec[iaGa] IIC T4 Gc, [Ex iaDa] IIIC, [Ex iaMa] I)
	CCC CNEX	CNCA-C23-01	2020312310000211 (Ex ec[iaGa] IIC T4 Gc, [Ex iaDa] IIIC, [Ex iaMa] I)

Subject to changes. Please also observe the further product documentation!



WAGO GmbH & Co. KG
 Hansastr. 27
 32423 Minden
 Phone: +49571 887-0 | Fax: +49571 887-169
 Email: info.de@wago.com | Web: www.wago.com

Do you have any questions about our products?
 We are always happy to take your call at +49 (571) 887-44222.




	EAC Brjansker Zertifizierungsstelle	TP TC 012/2011	EAC RU C-DE.AM02.B. 00163/19 ([ExiaMa]I X,2Ex e[iaGa]IIC T4Gc X,[ExiaDa] IIC X)
	INMETRO TÜV Rheinland do Brasil Ltda.	-	TÜV_14.1911_X
	KTL Korea Testing Laboratory	KOSHA Article 34, IEC60079-0	21-KA4BO-0560X
	TUEV Nord TUEV Nord Cert GmbH	IEC 60079,IEC 60079-0	IECEX TUN 12.0039X (Ex ec[iaGa] IIC T4 Gc, [Ex iaDa] IIC, [Ex iaMa] I)
	UL Underwriters Laboratories Inc. (HAZARDOUS LOCATIONS)	UL 121201	E198726 Sec.1

Optional accessories







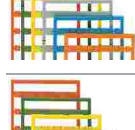
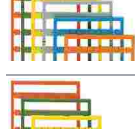
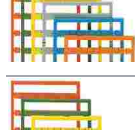

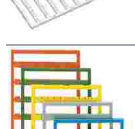

Supply module

Supply module		
	Item no.: 750-625/000-001 Power Supply; 24 VDC; Intrinsically safe	www.wago.com/750-625/000-001
	Item no.: 750-606 Power Supply; 24 VDC; Diagnostics; Intrinsically safe	www.wago.com/750-606

Marking accessories

Marker carrier		
	Item no.: 750-103 Group marker carrier	www.wago.com/750-103
Marker		
	Item no.: 2009-145/000-006 Mini-WSB Inline; for Smart Printer; 1700 pieces on roll; stretchable 5 - 5.2 mm; plain; snap-on type; blue	www.wago.com/2009-145/000-006
	Item no.: 2009-145 Mini-WSB Inline; for Smart Printer; 1700 pieces on roll; stretchable 5 - 5.2 mm; plain; snap-on type; white	www.wago.com/2009-145

Subject to changes. Please also observe the further product documentation!

	Item no.: 2009-145/000-002 Mini-WSB Inline; for Smart Printer; 1700 pieces on roll; stretchable 5 - 5.2 mm; plain; snap-on type; yellow	www.wago.com/2009-145/000-002
	Item no.: 2009-145/000-007 Mini-WSB Inline; for Smart Printer; 1700 pieces on roll; stretchable 5 - 5.2 mm; plain; snap-on type; gray	www.wago.com/2009-145/000-007
	Item no.: 2009-145/000-005 Mini-WSB Inline; for Smart Printer; 1700 pieces on roll; stretchable 5 - 5.2 mm; plain; snap-on type; red	www.wago.com/2009-145/000-005
	Item no.: 2009-145/000-012 Mini-WSB Inline; for Smart Printer; 1700 pieces on roll; stretchable 5 - 5.2 mm; plain; snap-on type; orange	www.wago.com/2009-145/000-012
	Item no.: 2009-145/000-023 Mini-WSB Inline; for Smart Printer; 1700 pieces on roll; stretchable 5 - 5.2 mm; plain; snap-on type; green	www.wago.com/2009-145/000-023
	Item no.: 2009-145/000-024 Mini-WSB Inline; for Smart Printer; 1700 pieces on roll; stretchable 5 - 5.2 mm; plain; snap-on type; violet	www.wago.com/2009-145/000-024
	Item no.: 248-501/000-006 Mini-WSB marking card; as card; not stretchable; plain; snap-on type; blue	www.wago.com/248-501/000-006
	Item no.: 248-501/000-007 Mini-WSB marking card; as card; not stretchable; plain; snap-on type; gray	www.wago.com/248-501/000-007
	Item no.: 248-501/000-002 Mini-WSB marking card; as card; not stretchable; plain; snap-on type; yellow	www.wago.com/248-501/000-002
	Item no.: 248-501/000-012 Mini-WSB marking card; as card; not stretchable; plain; snap-on type; orange	www.wago.com/248-501/000-012
	Item no.: 248-501 Mini-WSB marking card; as card; not stretchable; plain; snap-on type; white	www.wago.com/248-501
	Item no.: 248-501/000-017 Mini-WSB marking card; as card; not stretchable; plain; snap-on type; light green	www.wago.com/248-501/000-017

Subject to changes. Please also observe the further product documentation!



Item no.: 248-501/000-005
Mini-WSB marking card; as card; not stretchable; plain; snap-on type; red

www.wago.com/248-501/000-005



Item no.: 248-501/000-024
Mini-WSB marking card; as card; not stretchable; plain; snap-on type; violet

www.wago.com/248-501/000-024



Item no.: 248-501/000-023
Mini-WSB marking card; as card; not stretchable; plain; snap-on type; green

www.wago.com/248-501/000-023

Group marker carrier



Item no.: 750-107
Group marker carrier

www.wago.com/750-107

Shield termination

Shield clamping saddles



Item no.: 790-116
Shield clamping saddle; 19 mm wide; diameter of compatible conductor; 7 ... 16 mm

www.wago.com/790-116



Item no.: 790-124
Shield clamping saddle; 27 mm wide; diameter of compatible conductor; 6 ... 24 mm

www.wago.com/790-124



Item no.: 790-108
Shield clamping saddle; 11 mm wide; diameter of compatible conductor; 3 ... 8 mm

www.wago.com/790-108



Item no.: 790-140
Shield clamping saddle; diameter of compatible conductor

www.wago.com/790-140



Item no.: 790-216
Shield clamping saddle; 21.8 mm wide; 6 ... 16 mm

www.wago.com/790-216



Item no.: 790-220
Shield clamping saddle; 30 mm wide; 6 ... 20 mm

www.wago.com/790-220



Item no.: 790-208
Shield clamping saddle; 12.4 mm wide; 3 ... 8 mm

www.wago.com/790-208

Carrier rail

Mounting accessories



Item no.: 210-197
Steel carrier rail; 35 x 15 mm; 1.5 mm thick; 2 m long; slotted; similar to EN 60715; silver-colored

www.wago.com/210-197



Item no.: 210-198
Copper carrier rail; 35 x 15 mm; 2.3 mm thick; 2 m long; unslotted; according to EN 60715; copper-colored

www.wago.com/210-198

Item no.: 210-504

Subject to changes. Please also observe the further product documentation!

	Steel carrier rail; 35 x 7.5 mm; 1 mm thick; 2 m long; slotted; galvanized; according to EN 60715; silver-colored	www.wago.com/210-504
	Item no.: 210-505 Steel carrier rail; 35 x 7.5 mm; 1 mm thick; 2 m long; unslotted; galvanized; according to EN 60715; silver-colored	www.wago.com/210-505
	Item no.: 210-506 Steel carrier rail; 35 x 15 mm; 1.5 mm thick; 2 m long; unslotted; galvanized; similar to EN 60715; silver-colored	www.wago.com/210-506
	Item no.: 210-508 Steel carrier rail; 35 x 15 mm; 1.5 mm thick; 2 m long; slotted; galvanized; similar to EN 60715; silver-colored	www.wago.com/210-508
	Item no.: 210-113 Steel carrier rail; 35 x 7.5 mm; 1 mm thick; 2 m long; unslotted; according to EN 60715; silver-colored	www.wago.com/210-113
	Item no.: 210-118 Steel carrier rail; 35 x 15 mm; 2.3 mm thick; 2 m long; unslotted; according to EN 60715; silver-colored	www.wago.com/210-118
	Item no.: 210-112 Steel carrier rail; 35 x 7.5 mm; 1 mm thick; 2 m long; slotted; according to EN 60715; "Hole width 25 mm; silver-colored	www.wago.com/210-112
	Item no.: 210-114 Steel carrier rail; 35 x 15 mm; 1.5 mm thick; 2 m long; unslotted; similar to EN 60715; silver-colored	www.wago.com/210-114
	Item no.: 210-115 Steel carrier rail; 35 x 7.5 mm; 1 mm thick; 2 m long; slotted; according to EN 60715; "Hole width 18 mm; silver-colored	www.wago.com/210-115
	Item no.: 210-196 Aluminum carrier rail; 35 x 8.2 mm; 1.6 mm thick; 2 m long; unslotted; similar to EN 60715; silver-colored	www.wago.com/210-196

Downloads

Documentation

Data sheet

750-539, 4DO 24 VDC Valve Ex i, Datasheet	pdf	Download
	212.6 kB	

Manual

System Manual WAGO I/O System 750/753 Decentralized Automation Technology	V 3.3.0 2023 May 4	pdf	Download
		8.8 MB	
Product Manual 4-Channel, 24 VDC, VALVE Ex i short-circuit-protected, high-side switching	V 1.0.1	pdf	Download
		2.1 MB	

Subject to changes. Please also observe the further product documentation!

WAGO GmbH & Co. KG
Hansastr. 27
32423 Minden
Phone: +49571 887-0 | Fax: +49571 887-169
Email: info.de@wago.com | Web: www.wago.com

Do you have any questions about our products?
We are always happy to take your call at +49 (571) 887-44222.



System Manual Series 750/753

Online HTML

URL

Download

Bid Text

750-539 X81 - Datei	2019 Feb 19	xml 6.0 kB	Download
------------------------	-------------	---------------	----------

750-539 doc - Datei	2017 Oct 6	doc 32.3 kB	Download
------------------------	------------	----------------	----------

Instruction Leaflet

CCC Ex (Additional information) WAGO-I/O-SYSTEM 750-*** Ex i	2023 Apr 26	pdf 147.4 kB	Download
---	-------------	-----------------	----------

System Description

Overview on WAGO-I/O-SYSTEM 750 approvals		pdf 789.0 kB	Download
---	--	-----------------	----------

Ex i Overview		pdf 452.7 kB	Download
---------------	--	-----------------	----------

750/753 Series I/O-System – General Product Information		pdf 1.7 MB	Download
---	--	---------------	----------

Additional Information

Disposal and Recycling Electrical and electronic equipment, Batteries, Packaging	V 1.1.0 2022 Aug 18	pdf 2.2 MB	Download
---	------------------------	---------------	----------

CAD/CAE-Data**CAD data**

2D/3D Models 750-539		URL	Download
----------------------	--	-----	----------

CAE data

EPLAN Data Portal 750-539		URL	Download
---------------------------	--	-----	----------

WSCAD Universe 750-539		URL	Download
------------------------	--	-----	----------

ZUKEN Portal 750-539		URL	Download
----------------------	--	-----	----------

Subject to changes. Please also observe the further product documentation!

WAGO GmbH & Co. KG

Hansastr. 27

32423 Minden

Phone: +49571 887-0 | Fax: +49571 887-169

Email: info.de@wago.com | Web: www.wago.com

Do you have any questions about our products?

We are always happy to take your call at +49 (571) 887-44222.



Installation Notes

Product family

WAGO I/O System 750/753

[Show all products from the family](#)

Subject to changes. Please also observe the further product documentation!

WAGO GmbH & Co. KG

Hansastr. 27

32423 Minden

Phone: +49571 887-0 | Fax: +49571 887-169

Email: info.de@wago.com | Web: www.wago.com

Do you have any questions about our products?

We are always happy to take your call at +49 (571) 887-44222.