THIS DRAWING IS UNPUBLISHED. RELEASED FOR PUBLICATION -,- .
© COPYRIGHT - By - ALL RIGHTS RESERVED.

LOC	DIST
CM	00

REVISIONS

P	LTR	DESCRIPTION	DATE	DWN	APVD
	E	REVISED PER ECO-11-006470	12JUL11	HMR	SM

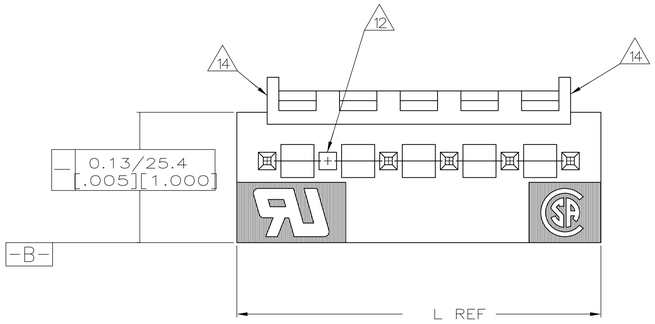

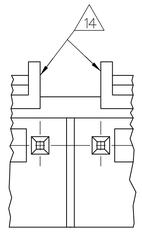

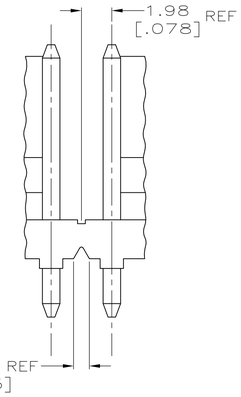

INTERRUPTED WALL
FOR POSITION SIZES
6 AND ABOVE
3

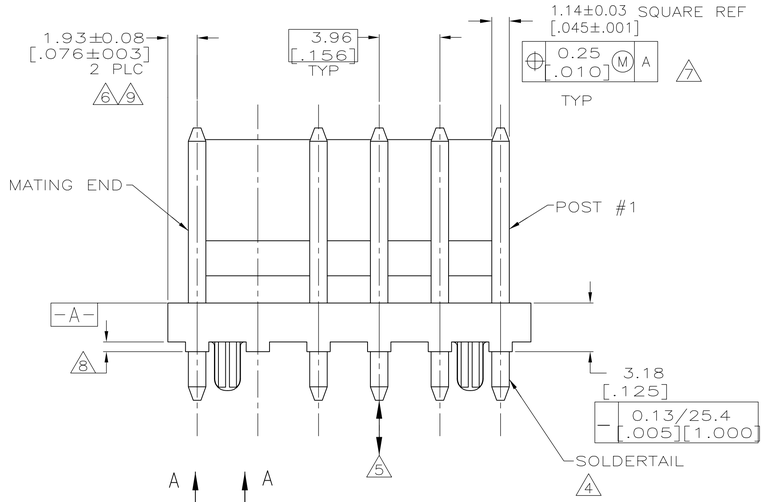

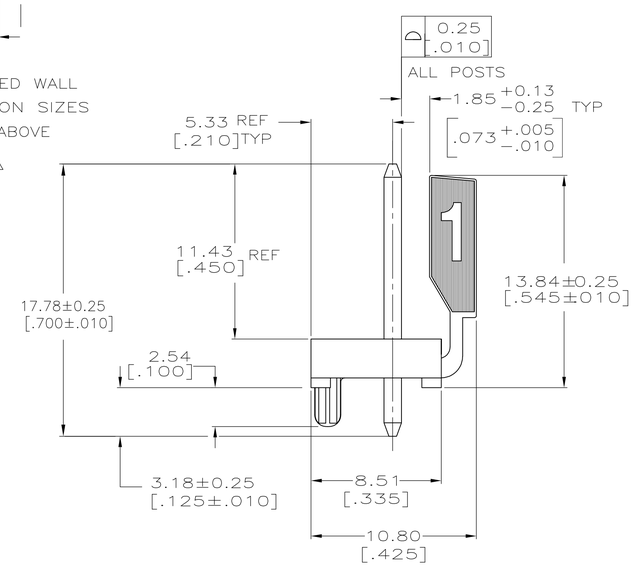

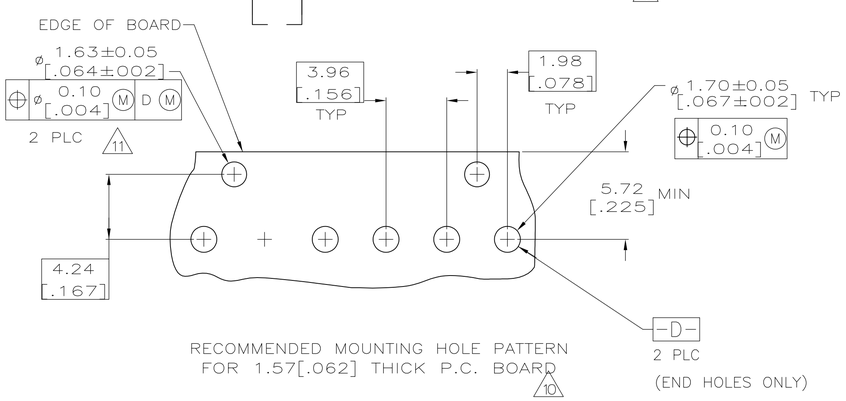

RECOMMENDED MOUNTING HOLE PATTERN
FOR 1.57[.062] THICK P.C. BOARD
10

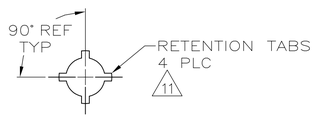

VIEW A-A
SCALE 10:1

1 MATERIAL

HOUSING: THERMOPLASTIC POLYESTER,GLASS FILLED,UL94V-O.
POST: COPPER ALLOY

2 FINISH

HOUSING: NATURAL
POST, BRIGHT TIN-LEAD (93/7) PLATE,0.00380[.000150]-0.00880[.000350] OVER NICKEL UNDERPLATE,0.0013[.00005] MIN THICK FOR -5 & 6.
POST, MATTE TIN PLATE,0.00380[.000150]-0.00880[.000350] OVER NICKEL UNDERPLATE,0.0013[.00005] MIN THICK FOR -35 & -36.

3 ALL POSITION SIZES HAVE THE BACKWALL NOTCHED ON BOTH ENDS AS SHOWN.
POSITION SIZES 6 AND ABOVE HAVE AN INTERRUPTED BACKWALL AT VARIOUS LOCATIONS. (SEE TABLE FOR INTERRUPTION(S) LOCATIONS).

4 POST SOLDERTAILS COMPLY WITH AMP SOLDERABILITY SPEC 109-11-2.

5 POST WITHSTANDS 13.34N (3 LB) MIN AXIAL FORCE IN EITHER DIRECTION WITHOUT DISLODGING.

6 APPLIES AT -A- .

7 APPLIES WHEN THE HEADER IS STRAIGHT.

8 PLASTIC PROJECTIONS PERMITTED IN THIS ZONE.

9 COORDINATE DIMENSIONS APPLIES FROM THE CENTER OF THE ACTUAL FEATURE.

10 SOLDER SIDE OF BOARD IS SHOWN.

11 THE RENTENTION TABS PROVIDE A ONE-TIME INTERFERENCE FIT IN THE 1.63[.064] DIAMETER BOARD HOLE FOR HEADER ASSEMBLY RETENTION DURING SOLDERING. FOUR TABS PER PEG, TWO PEGS PER HEADER ASSEMBLY.

12 POST NO. 5 OMITTED.

13 DIMENSIONS IN BRACKETS ARE IN INCHES

14 EDGE OF POLARIZING LOCK WALL TO BE IN LINE WITH CENTERLINE OF ADJACENT POST WITHIN ±0.13 [.005].

15 NOTCH SHOWN MAY OR MAY NOT APPEAR.

16 OBSOLETE PART NUMBER

NOTES	BACKWALL INTERRUPTION(S) BETWEEN POST	L	NO OF POSITIONS	PART NO
	3 & 4	23.65 [.931]	6	3-647068-6
	-	19.69 [.775]	5	3-647068-5
16	3 & 4	23.65 [.931]	6	647068-6
16	-	19.69 [.775]	5	647068-5

THIS DRAWING IS A CONTROLLED DOCUMENT.

DIMENSIONS: mm [INCHES]

TOLERANCES UNLESS OTHERWISE SPECIFIED:
0 PLC ± -
1 PLC ± -
2 PLC ± 0.13[.005]
3 PLC ± -
4 PLC ± -
ANGLES ± -

MATERIAL - 1
FINISH - 2

DWN K. WHITAKER 02AUG2005
CHK D. BOSSI 02AUG2005
APVD D. BOSSI 02AUG2005
PRODUCT SPEC —
APPLICATION SPEC —
WEIGHT —

TE Connectivity

NAME MTA-156 HEADER ASSEMBLY,POLARIZED LOCK, STRAIGHT .045 SQUARE POST,TIN OR TIN-LEAD PLATED W/RETENTION LEGS, POST NO. 5 OMITTED

SIZE A1 | CAGE CODE 00779 | DRAWING NO C-647068 | RESTRICTED TO —

CUSTOMER DRAWING | SCALE 5:1 | SHEET 1 OF 1 | REV E

METRIC

4805 (3/11)