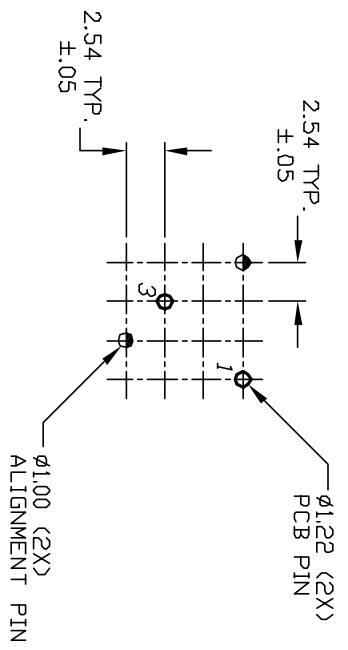
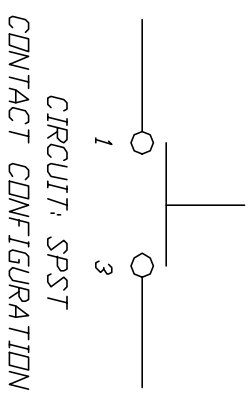
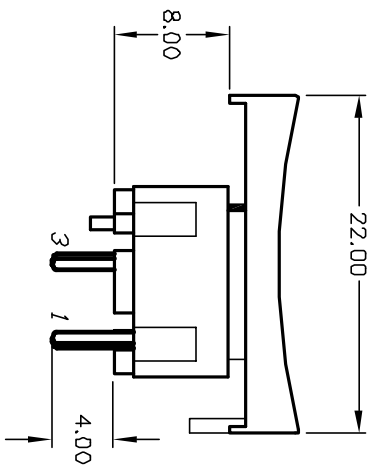
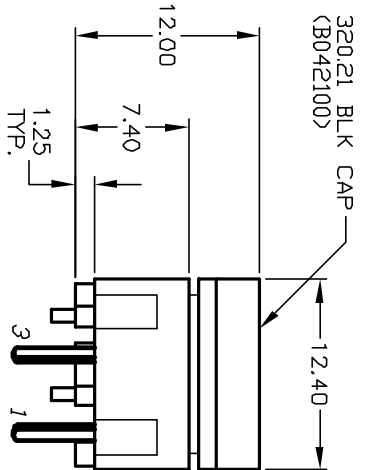


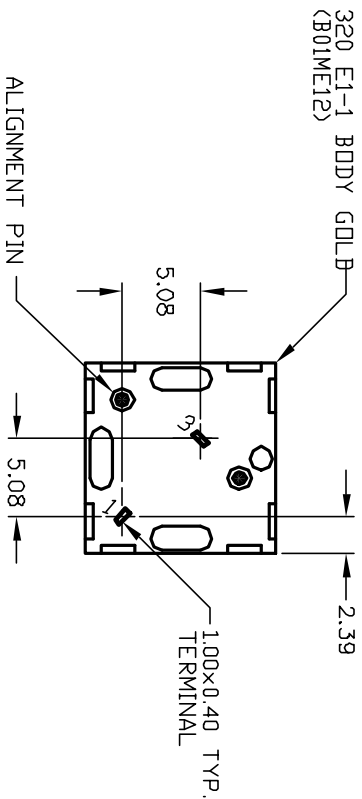
TOP VIEW - SHOW ORIENTATION OF LEGENDS
IN RESPECT TO THE PCB PIN TERMINALS.



RECOMMENDED P.C.B. LAYOUT



CIRCUIT: SPST
CONTACT CONFIGURATION



- NOTES:
1. ALL DIMENSIONS IN MM
 2. GENERAL TOLERANCE: X.X=±0.4
X.XX=±0.25
 3. RATING: 50mA, @50VDC
 4. OPERATING FORCE: 120GF
 5. TRAVEL TO MAKE: 0.7mm

REV.		ECN No.		DESCRIPTION		DATE		CHKD		SCALE		DATE		DR		DWG		REV	
A		12729		RELEASED FOR PRODUCTION		1/14/03		CJB		2:1		1/14/03		CB		XB0889P		A	
<p>THE INFORMATION CONTAINED IN THIS DOCUMENT IS PROPRIETARY TO E-SWITCH AND IS NOT TO BE COPIED OR TRANSFERRED</p>																			
<p>E-SWITCH®</p>										<p>TITLE: 330.21 E1-1 BLK</p>									