

# FASTENERS





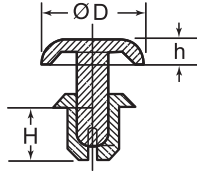
	RIVETS.....	120 - 135
	FIR TREE RIVETS .....	135 - 141
	MALE / FEMALE FASTENERS .....	141 - 145
	GROMMET NUTS.....	145 - 149
	SCREW COVERS & CAPS.....	150 - 152
	PLASTIC SCREWS & SPIN CLIPS .....	153 - 188
	THUMB SCREWS.....	182 - 185
	THREADED STUDS & RODS .....	189
	PLASTIC NUTS .....	190 - 196
	PLASTIC WASHERS.....	197 - 210
	SHOULDER & INSULATING WASHERS .....	211 - 219
	KNOBS.....	220 - 221
	SNAP IN BEARINGS & HOOKS .....	221 - 222
	VIBRATION MOUNTS.....	223
	ROTARY DAMPERS .....	224
	ACCESSORIES.....	225

# FASTENERS



# SNAP RIVETS

## SR/27SR/SRVO/SRHR Series Snap Rivet



### Specifications:

- Material: See Table
- Color: See Table


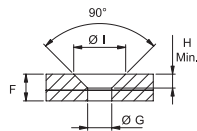
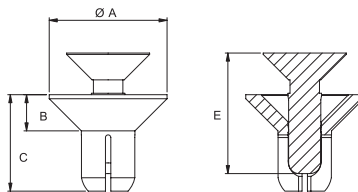
### Features:

- Fast and economical, can be installed with no tools
- The two piece molded fastener comes assembled and ready to use
- Specially designed legs expand and firmly lock the components permanently in place
- SRHR part numbers withstand temperatures up to 266°F (130°C)

Item No.		Nylon 6 UL94 V-2		Nylon 6/6 UL94 V-0	Heat Resistant Nylon 4/6 UL 94V-2	Ø Hole	Total Holding Thickness	Ø D	H	h	Bulk Pack Qty
Black	White	Black	White	Black	Tan	in	in	in	in	in	
SR-2024B	SR-2024W	27SR079090	27SR079090W	SRVO-2024B	—	0.083 - 0.087	0.024 - 0.047	0.165	0.090	0.047	1000
SR-2032B	SR-2032W	27SR079130	27SR079130W	SRVO-2032B	—	0.083 - 0.087	0.051 - 0.079	0.165	0.130	0.047	1000
SR-2040B	SR-2040W	27SR079160	27SR079160W	SRVO-2040B	—	0.083 - 0.087	0.083 - 0.110	0.165	0.160	0.047	1000
SR-2048B	SR-2048W	27SR079190	27SR079190W	SRVO-2048B	—	0.083 - 0.087	0.114 - 0.142	0.165	0.190	0.047	1000
SR-2056B	SR-2056W	—	—	SRVO-2056B	—	0.083 - 0.087	0.146 - 0.173	0.165	0.220	0.047	1000
SR-2064B	SR-2064W	27SR079250	27SR079250W	SRVO-2064B	—	0.083 - 0.087	0.173 - 0.197	0.165	0.250	0.047	1000
—	—	27SR079295	27SR079295W	—	—	0.083 - 0.087	0.205 - 0.225	0.165	0.295	0.047	1000
SR-2632B	SR-2632W	—	—	SRVO-2632B	—	0.106 - 0.110	0.039 - 0.079	0.197	0.130	0.055	1000
—	—	27SR102130	27SR102130W	—	—	0.102 - 0.106	0.039 - 0.079	0.197	0.130	0.055	1000
—	—	27SR102190	27SR102190W	—	—	0.102 - 0.106	0.106 - 0.142	0.197	0.190	0.055	1000
—	—	27SR106220	27SR106220W	—	—	0.102 - 0.106	0.134 - 0.169	0.197	0.220	0.055	1000
—	—	27SR102250	27SR102250W	—	—	0.102 - 0.106	0.142 - 0.198	0.197	0.250	0.055	1000
—	—	27SR102280	27SR102280W	—	—	0.102 - 0.106	0.170 - 0.229	0.197	0.281	0.055	1000
SR-2642B	SR-2642W	27SR102170	27SR102170W	SRVO-2642B	—	0.106 - 0.110	0.079 - 0.118	0.197	0.170	0.055	1000
SR-2648B	SR-2648W	—	—	SRVO-2648B	—	0.106 - 0.110	0.106 - 0.142	0.197	0.190	0.055	1000
—	—	27SR102220	27SR102220W	—	—	0.107 - 0.111	0.125 - 0.156	0.201	0.200	0.064	1000
SR-2655B	SR-2655W	—	—	SRVO-2655B	—	0.106 - 0.110	0.134 - 0.169	0.197	0.220	0.055	1000
SR-2664B	SR-2664W	—	—	SRVO-2664B	—	0.106 - 0.110	0.169 - 0.205	0.197	0.250	0.055	1000
SR-2672B	SR-2672W	—	—	SRVO-2672B	—	0.106 - 0.110	0.201 - 0.236	0.197	0.280	0.055	1000
SR-3035B	SR-3035W	—	—	SRVO-3035B	SRHR-3035	0.122 - 0.126	0.039 - 0.079	0.252	0.140	0.063	1000
—	—	27SR0010	27SR0010W	—	—	0.123 - 0.127	0.050 - 0.100	0.254	0.140	0.065	1000
SR-3045B	SR-3045W	27SR122180	27SR122180W	SRVO-3045B	SRHR-3045	0.122 - 0.126	0.079 - 0.118	0.252	0.180	0.063	1000
—	—	27SR118180	27SR118180W	—	—	0.123 - 0.127	0.075 - 0.120	0.245	0.183	0.062	1000
SR-3055B	SR-3055W	—	—	SRVO-3055B	SRHR-3055	0.122 - 0.126	0.118 - 0.157	0.252	0.220	0.063	1000
—	—	27SR0012	27SR0012W	—	—	0.127 - 0.131	0.122 - 0.160	0.249	0.220	0.065	1000
SR-3065B	SR-3065W	27SR118260	27SR118260W	SRVO-3065B	SRHR-3065	0.122 - 0.126	0.157 - 0.197	0.252	0.260	0.063	1000
SR-3075B	SR-3075W	27SR118300	27SR118300W	SRVO-3075B	—	0.122 - 0.126	0.197 - 0.236	0.252	0.300	0.063	1000
SR-3080B	SR-3080W	27SR118310	27SR118310W	SRVO-3080B	SRHR-3080	0.122 - 0.126	0.217 - 0.256	0.252	0.320	0.063	1000
SR-3090B	SR-3090W	27SR118350	27SR118350W	SRVO-3090B	—	0.122 - 0.126	0.256 - 0.295	0.252	0.350	0.063	1000
SR-3100B	SR-3100W	27SR118390	27SR118390W	SRVO-3100B	—	0.122 - 0.126	0.295 - 0.335	0.252	0.390	0.063	1000
—	—	27SR1180515	27SR1180515W	—	—	0.123 - 0.127	0.400 - 0.440	0.253	0.520	0.068	1000
SR-3230B	—	—	—	—	—	0.122 - 0.126	0.807 - 0.847	0.252	0.906	0.063	1000
SR-3535B	SR-3535W	27SR138140	27SR138140W	SRVO-3535B	SRHR-3535	0.142 - 0.146	0.047 - 0.083	0.252	0.140	0.063	1000
—	—	27SR135180	27SR135180W	—	—	0.140 - 0.144	0.060 - 0.120	0.253	0.180	0.061	1000
SR-3545B	SR-3545W	27SR138180	27SR138180W	SRVO-3545B	SRHR-3545	0.142 - 0.146	0.083 - 0.118	0.252	0.180	0.063	1000
SR-3550B	SR-3550W	27SR138200	27SR138200W	SRVO-3550B	—	0.142 - 0.146	0.106 - 0.142	0.252	0.200	0.063	1000
SR-3555B	SR-3555W	—	—	SRVO-3555B	SRHR-3555	0.142 - 0.146	0.118 - 0.157	0.252	0.220	0.063	1000
SR-3560B	SR-3560W	27SR138240	27SR138240W	SRVO-3560B	—	0.142 - 0.146	0.146 - 0.181	0.252	0.240	0.063	1000
SR-3570B	SR-3570W	27SR138280	27SR138280W	SRVO-3570B	—	0.142 - 0.146	0.177 - 0.217	0.252	0.280	0.063	1000
SR-3580B	SR-3580W	27SR138310	27SR138310W	SRVO-3580B	—	0.142 - 0.146	0.217 - 0.256	0.252	0.320	0.063	1000
—	—	27SR1660240	27SR1660240W	—	—	0.162 - 0.166	0.050 - 0.180	0.375	0.236	0.081	1000
SR-4050B	SR-4050W	—	—	SRVO-4050B	SRHR-4050	0.161 - 0.165	0.098 - 0.138	0.315	0.200	0.071	1000
SR-4060B	SR-4060W	—	—	SRVO-4060B	SRHR-4060	0.161 - 0.165	0.138 - 0.177	0.315	0.240	0.071	1000
—	—	27SR0020	27SR0020W	—	—	0.160 - 0.164	0.144 - 0.188	0.317	0.240	0.078	1000
—	—	27SR157315	27SR157315W	—	—	0.162 - 0.166	0.148 - 0.188	0.315	0.315	0.083	1000
SR-4070B	SR-4070W	—	—	SRVO-4070B	SRHR-4070	0.161 - 0.165	0.177 - 0.217	0.315	0.280	0.071	1000
SR-4080B	SR-4080W	—	—	SRVO-4080B	SRHR-4080	0.161 - 0.165	0.217 - 0.256	0.315	0.320	0.071	1000
SR-4090B	SR-4090W	27SR157350	27SR157350W	SRVO-4090B	—	0.161 - 0.165	0.256 - 0.295	0.315	0.350	0.071	1000
—	—	27SR157290	27SR157290W	—	—	0.162 - 0.166	0.290 - 0.330	0.317	0.395	0.083	1000
SR-4100B	SR-4100W	27SR157390	27SR157390W	SRVO-4100B	SRHR-4100	0.161 - 0.165	0.295 - 0.335	0.315	0.390	0.071	1000
—	—	27SR157475	27SR157475W	—	—	0.161 - 0.165	0.335 - 0.408	0.315	0.475	0.071	1000
SR-4120B	SR-4120W	—	—	SRVO-4120B	—	0.161 - 0.165	0.354 - 0.413	0.315	0.470	0.071	1000
—	—	27SR1600315	27SR1600315W	—	—	0.165 - 0.169	0.100 - 0.250	0.278	0.315	0.034	1000
—	—	27SR1660400	27SR1660400W	—	—	0.170	0.250 - 0.265	0.370	0.410	0.079	1000
—	—	27SR1660265	27SR1660265W	—	—	0.171 - 0.175	0.170 - 0.210	0.315	0.265	0.084	1000
—	—	27SR180530	27SR180530W	—	—	0.187 - 0.191	0.250 - 0.437	0.356	0.530	0.098	1000
SR-5045B	SR-5045W	27SR197180	27SR197180W	SRVO-5045B	—	0.201 - 0.205	0.059 - 0.098	0.354	0.180	0.087	1000
SR-5055B	SR-5055W	27SR197220	27SR197220W	SRVO-5055B	—	0.201 - 0.205	0.098 - 0.138	0.354	0.220	0.087	1000
—	—	27SR197260	27SR197260W	—	—	0.201 - 0.205	0.105 - 0.170	0.350	0.260	0.087	1000
SR-5065B	SR-5065W	27SR200330	27SR200330W	SRVO-5065B	—	0.201 - 0.205	0.138 - 0.177	0.354	0.260	0.087	1000
—	—	27SR0030	27SR0030W	—	—	0.205 - 0.209	0.160 - 0.200	0.350	0.280	0.064	1000
SR-5075B	SR-5075W	—	—	SRVO-5075B	—	0.201 - 0.205	0.177 - 0.217	0.354	0.300	0.087	1000
SR-5085B	SR-5085W	27SR1970330	27SR1970330W	SRVO-5085B	—	0.201 - 0.205	0.217 - 0.256	0.354	0.340	0.087	1000
—	—	27SR2000370	27SR2000370W	—	—	0.203 - 0.207	0.230 - 0.300	0.352	0.368	0.095	1000
SR-5095B	SR-5095W	—	—	SRVO-5095B	—	0.201 - 0.205	0.256 - 0.295	0.354	0.370	0.087	1000
SR-5105B	SR-5105W	27SR197410	27SR197410W	SRVO-5105B	—	0.201 - 0.205	0.295 - 0.335	0.354	0.410	0.087	1000
SR-6060B	SR-6060W	27SR236240	27SR236240W	SRVO-6060B	—	0.240 - 0.244	0.098 - 0.157	0.472	0.240	0.098	1000
SR-6080B	SR-6080W	27SR236310	27SR236310W	SRVO-6080B	—	0.240 - 0.244	0.138 - 0.217	0.472	0.320	0.118	1000
—	—	27SR2400187	27SR2400187W	—	—	0.248 - 0.252	0.031 - 0.062	0.440	0.187	0.120	1000
—	—	27SR2400250	27SR2400250W	—	—	0.248 - 0.252	0.062 - 0.125	0.440	0.250	0.120	1000
—	—	27SR2400312	27SR2400312W	—	—	0.248 - 0.252	0.125 - 0.187	0.440	0.312	0.120	500
—	—	27SR2400375	27SR2400375W	—	—	0.248 - 0.252	0.187 - 0.250	0.440	0.375	0.120	1000
—	—	27SR2400500	27SR2400500W	—	—	0.248 - 0.252	0.250 - 0.375	0.440	0.500	0.120	500



**SRCS Series  
Countersunk Snap Rivets**



**Specifications:**

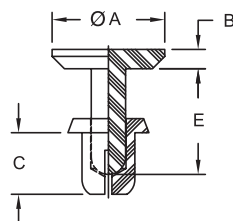
- Material: UL94 V-2 Nylon 6
- Color: See Table

**Features:**

- Countersunk design for flush surface
- Tamper resistant design
- Accommodates countersunk hole specification DIN ISO 7721

Item No.	Ø Hole		Total Holding Thickness F		Ø A		B		C		E		H Min.		Ø I		Bulk Pack Qty	
	in	mm	in	mm	in	mm	in	mm	in	mm	in	mm	in	mm	in	mm		
SRCS-4060B	SRCS-4060W	0.16 - 0.17	4.1 - 4.2	0.14 - 0.18	3.5 - 4.5	0.35	8.8	0.11	2.7	0.24	6.0	0.28	7.1	0.10	2.6	0.37	9.4	1000
SRCS-4070B	SRCS-4070W	0.16 - 0.17	4.1 - 4.2	0.18 - 0.22	4.5 - 5.5	0.35	8.8	0.11	2.7	0.28	7.2	0.35	9.0	0.10	2.6	0.37	9.4	1000
SRCS-4080B	SRCS-4080W	0.16 - 0.17	4.1 - 4.2	0.22 - 0.26	5.5 - 6.5	0.35	8.8	0.11	2.7	0.32	8.0	0.35	9.0	0.10	2.6	0.37	9.4	1000
SRCS-4090B	SRCS-4090W	0.16 - 0.17	4.1 - 4.2	0.26 - 0.30	6.5 - 7.5	0.35	8.8	0.11	2.7	0.35	9.0	0.43	11.0	0.10	2.6	0.37	9.4	1000
SRCS-4100B	SRCS-4100W	0.16 - 0.17	4.1 - 4.2	0.30 - 0.34	7.5 - 8.5	0.35	8.8	0.11	2.7	0.39	10.0	0.43	11.0	0.10	2.6	0.37	9.4	1000
SRCS-5065B	SRCS-5065W	0.20 - 0.21	5.1 - 5.2	0.14 - 0.18	3.5 - 4.5	0.35	8.8	0.11	2.7	0.26	6.5	0.35	8.5	0.10	2.6	0.41	10.4	1000

**SRH Series  
Snap Rivets, H-Type**



**Specifications:**

- Material: UL94 V-2 Nylon 6
- Color: Black

**Features:**

- Flat head design eases assembly and disassembly
- Installed easily by hand

Item No.	Ø Hole		Total Holding Thickness		Ø A		B		C		E		Bulk Pack Qty
	in	mm	in	mm	in	mm	in	mm	in	mm	in	mm	
SRH-3035	0.122 - 0.126	3.1 - 3.2	0.039 - 0.079	1.0 - 2.0	0.252	6.4	0.039	1.0	0.14	3.5	0.26	6.5	1000
SRH-3045	0.122 - 0.126	3.1 - 3.2	0.079 - 0.118	2.0 - 3.0	0.252	6.4	0.039	1.0	0.18	4.5	0.26	6.5	1000
SRH-3055	0.122 - 0.126	3.1 - 3.2	0.118 - 0.157	3.0 - 4.0	0.252	6.4	0.039	1.0	0.22	5.6	0.26	6.5	1000
SRH-3065	0.122 - 0.126	3.1 - 3.2	0.157 - 0.197	4.0 - 5.0	0.236	6.0	0.039	1.0	0.26	6.5	0.39	10.0	1000
SRH-3080	0.122 - 0.126	3.1 - 3.2	0.197 - 0.256	5.0 - 6.5	0.236	6.0	0.039	1.0	0.31	8.0	0.39	10.0	1000
SRH-3090	0.122 - 0.126	3.1 - 3.2	0.256 - 0.295	6.5 - 7.5	0.252	6.4	0.039	1.0	0.35	9.0	0.47	12.0	1000
SRH-3100	0.122 - 0.126	3.1 - 3.2	0.295 - 0.335	7.5 - 8.5	0.252	6.4	0.039	1.0	0.39	10.0	0.47	12.0	1000
SRH-3535	0.142 - 0.146	3.6 - 3.7	0.047 - 0.083	1.2 - 2.1	0.252	6.4	0.039	1.0	0.14	3.5	0.26	6.5	1000
SRH-3545	0.142 - 0.146	3.6 - 3.7	0.087 - 0.122	2.2 - 3.1	0.252	6.4	0.039	1.0	0.18	4.5	0.26	6.5	1000
SRH-3555	0.142 - 0.146	3.6 - 3.7	0.118 - 0.157	3.0 - 4.0	0.236	6.0	0.039	1.0	0.22	5.5	0.39	10.0	1000
SRH-3560	0.142 - 0.146	3.6 - 3.7	0.138 - 0.177	3.5 - 4.5	0.236	6.0	0.039	1.0	0.24	6.0	0.39	10.0	1000
SRH-3570	0.142 - 0.146	3.6 - 3.7	0.177 - 0.217	4.5 - 5.5	0.236	6.0	0.039	1.0	0.28	7.0	0.39	10.0	1000
SRH-3580	0.142 - 0.146	3.6 - 3.7	0.217 - 0.256	5.5 - 6.5	0.236	6.0	0.039	1.0	0.31	8.0	0.39	10.0	1000

**SRP Series  
High Temperature Snap Rivet**

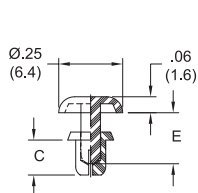


Fig. 1

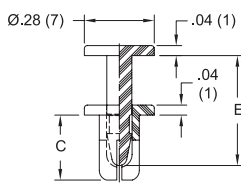


Fig. 2

**Specifications:**

- Material: UL94 V-1 Polysulfone
- Color: Black

**Features:**

- Withstands temperatures up to 311°F (155°C)

Item No.	Ø Hole		Total Holding Thickness		C		E		Bulk Pack Qty	
	in	mm	in	mm	in	mm	in	mm		
SRP-3045	0.122 - 0.126	3.1 - 3.2	0.059 - 0.098	1.5 - 2.5	0.18	4.5	0.24	6.1	1	1000
SRP-3055	0.122 - 0.126	3.1 - 3.2	0.098 - 0.138	2.5 - 3.5	0.22	5.5	0.24	6.1	1	1000
SRP-4065	0.157 - 0.165	4.0 - 4.2	0.138 - 0.177	3.5 - 4.5	0.26	6.5	0.43	11.0	2	1000



# SNAP RIVETS

## 1301 Series Snap In Rivets



**Specifications:**

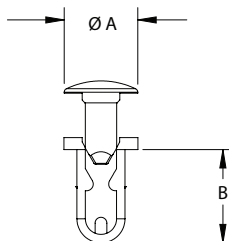
- Material: See Table
- Color: Black

**Features:**

- Quickly installed by hand
- Pin is predriven into the grommet
- Grommet expands as pin is inserted providing a tight fit
- Ideally suited for any application requiring a front-mount rivet

Item No.	Fig	Ø Hole		Min Panel Thickness		Max Panel Thickness		Ø A		Ø B		C		Material	Bulk Pack Qty
		in	mm	in	mm	in	mm	in	mm	in	mm	in	mm		
1301297	1	0.24	6.2	0.079	2.0	0.177	4.5	0.55	14.0	0.39	9.9	0.724	18.4	Acetal	1000
1301298	2	0.28	7.0	0.098	2.5	0.197	5.0	0.78	19.9	0.58	14.8	0.831	21.1	Grommet: Acetal, Pin: Polypropylene	1000
1301299	3	0.31	8.0	0.177	4.5	0.189	4.8	0.63	16.1	0.51	13.0	0.783	19.9	Acetal	1000
1301300	3	0.39	10.0	0.217	5.5	0.276	7.0	0.79	20.0	0.55	14.0	1.030	26.1	Grommet: Acetal, Pin: Polypropylene	1000
1301301	4	0.35	9.0	0.15	3.8	0.189	4.8	0.71	18.0	0.55	13.9	1.547	39.3	Grommet: Acetal, Pin: PBT	1000
1301302	5	0.28	7.2	0.118	3.0	0.157	4.0	0.71	18.1	0.48	12.2	0.689	17.5	Acetal	1000
1301303	2	0.31	8.0	0.098	2.5	0.197	5.0	0.79	20.0	0.58	14.8	0.780	19.8	Grommet: Acetal, Pin: Polypropylene	1000
1301304	6	0.27	6.8	0.039	1.0	0.157	4.0	0.79	20.0	0.51	13.0	0.736	18.7	Acetal	1000
1301305	7	0.28	7.0	0.059	1.5	0.098	2.5	0.79	20.0	0.55	14.0	0.740	18.8	Grommet: Acetal, Pin: PBT	1000
1301306	3	0.39	10.0	0.276	7.0	0.315	8.0	0.79	20.0	0.53	13.6	1.201	30.5	Acetal	1000
1301307	5	0.24	6.0	0.161	4.1	0.197	5.0	0.55	14.0	0.29	7.3	0.650	16.5	Acetal	1000
1301308	7	0.31	8.0	0.118	3.0	0.197	5.0	0.79	20.0	0.47	11.8	0.843	21.4	Acetal	1000
1301309	6	0.31	7.8	0.118	3.0	0.236	6.0	0.79	20.0	0.51	13.0	0.874	22.2	Acetal	1000
1301310	8	0.28	7.0	0.118	3.0	0.138	3.5	0.58	14.8	0.22	5.6	0.819	20.8	Acetal	1000

## 27CINCH Series Cinch Rivets




**Specifications:**

- Material: UL94 V-2 Nylon 6/6
- Color: See Table

**Features:**

- Easy installation; simply insert the "U" shaped body into the panel hole and tap the head of the "T" shaped pin with a hammer or other impact tool



Item No.	Ø Hole		Total Holding Thickness		Ø A		B		Head Height		Bulk Pack Qty	
	Natural	Black	in	mm	in	mm	in	mm	in	mm		
27CINCH01	27CINCH01B	0.125	3.2	0.020 - 0.109	0.5 - 2.8	0.250	6.4	0.357	9.1	0.080	2.0	1000
27CINCH02	27CINCH02B	0.187	4.8	0.020 - 0.174	0.5 - 4.4	0.375	9.5	0.450	11.1	0.120	3.4	1000
27CINCH03	27CINCH03B	0.250	6.4	0.020 - 0.109	0.5 - 2.8	0.375	9.5	0.475	12.1	0.115	2.9	500
27CINCH04	27CINCH04B	0.250	6.4	0.020 - 0.174	0.5 - 4.4	0.625	15.9	0.555	14.1	0.117	3.0	1000



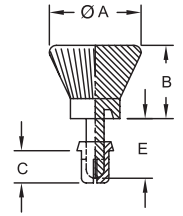

**SRT Series  
Removable Snap Rivet**

Specifications:

- Material: UL94 V-2 Nylon
- Color: Black

Features:

- Push/pull knob lets rivet snap in and out up to 25 times
- For applications requiring quick assembly and disassembly



Item No.	Ø Hole		Total Holding Thickness		Ø A		B		C		E		Bulk Pack Qty
	in	mm	in	mm	in	mm	in	mm	in	mm	in	mm	
SRT-3035B	0.122 - 0.126	3.1 - 3.2	0.039 - 0.079	1.0 - 2.0	0.394	10.0	0.315	8.0	0.14	3.5	0.26	6.5	1000
SRT-3045B	0.122 - 0.126	3.1 - 3.2	0.079 - 0.118	2.0 - 3.0	0.394	10.0	0.315	8.0	0.18	4.5	0.26	6.5	1000
SRT-3055B	0.122 - 0.126	3.1 - 3.2	0.118 - 0.157	3.0 - 4.0	0.394	10.0	0.315	8.0	0.22	5.6	0.26	6.5	1000
SRT-3065B	0.122 - 0.126	3.1 - 3.2	0.157 - 0.197	4.0 - 5.0	0.394	10.0	0.315	8.0	0.26	6.5	0.35	9.0	1000
SRT-3075B	0.122 - 0.126	3.1 - 3.2	0.197 - 0.236	5.0 - 6.0	0.394	10.0	0.315	8.0	0.30	7.5	0.35	9.0	1000
SRT-3080B	0.122 - 0.126	3.1 - 3.2	0.217 - 0.256	5.5 - 6.5	0.394	10.0	0.315	8.0	0.32	8.0	0.35	9.0	1000
SRT-3535B	0.142 - 0.146	3.6 - 3.7	0.039 - 0.079	1.0 - 2.0	0.394	10.0	0.315	8.0	0.14	3.5	0.26	6.6	1000
SRT-3545B	0.142 - 0.146	3.6 - 3.7	0.079 - 0.118	2.0 - 3.0	0.394	10.0	0.315	8.0	0.18	4.5	0.26	6.6	1000
SRT-3555B	0.142 - 0.146	3.6 - 3.7	0.118 - 0.146	3.0 - 3.7	0.394	10.0	0.315	8.0	0.22	5.5	0.26	6.6	1000
SRT-3570B	0.142 - 0.146	3.6 - 3.7	0.150 - 0.205	3.8 - 5.2	0.394	10.0	0.315	8.0	0.28	7.0	0.35	9.0	1000
SRT-3580B	0.142 - 0.146	3.6 - 3.7	0.209 - 0.256	5.3 - 6.5	0.394	10.0	0.315	8.0	0.32	8.0	0.35	9.0	1000
SRT-4050B	0.161 - 0.165	4.1 - 4.2	0.098 - 0.138	2.5 - 3.5	0.472	12.0	0.315	8.0	0.20	5.0	0.30	7.6	1000
SRT-4060B	0.161 - 0.165	4.1 - 4.2	0.138 - 0.177	3.5 - 4.5	0.472	12.0	0.315	8.0	0.24	6.0	0.30	7.6	1000
SRT-4070B	0.161 - 0.165	4.1 - 4.2	0.177 - 0.216	4.5 - 5.5	0.472	12.0	0.315	8.0	0.28	7.0	0.44	11.2	1000
SRT-4080B	0.161 - 0.165	4.1 - 4.2	0.216 - 0.256	5.5 - 6.5	0.472	12.0	0.315	8.0	0.32	8.0	0.44	11.2	1000
SRT-4090B	0.161 - 0.165	4.1 - 4.2	0.256 - 0.295	6.5 - 7.5	0.472	12.0	0.315	8.0	0.35	9.0	0.44	11.2	1000
SRT-4100B	0.161 - 0.165	4.1 - 4.2	0.295 - 0.335	7.5 - 8.5	0.472	12.0	0.315	8.0	0.39	10.0	0.44	11.2	1000


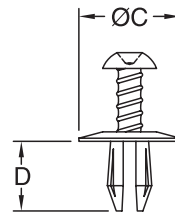
**TPSR/USR/113 Series  
Unscrewing Rivet**

Specifications:

- Material: UL94 V-2 Nylon 6/6
- Color: See Table

Features:

- As pin is screwed into body, the grommet expands locking it in place
- Removable by using a phillips head screwdriver
- Can be reused



Item No.	Ø Hole		Total Holding Thickness		Ø C		D		Bulk Pack Qty		
	Black	Natural	in	mm	in	mm	in	mm			
USR-1131	—	—	0.197	5.0	0.059 - 0.236	1.5 - 6.0	0.472	12.0	0.433	11.0	1000
113 000 169 902	—	—	0.197	5.0	0.157 - 0.276	4.0 - 7.0	0.472	12.0	0.433	11.0	250
113 105 059 902	113 105 000 002	—	0.197	5.0	0.079 - 0.276	2.0 - 7.0	0.492	12.5	0.378	9.6	250
USR-1132	—	—	0.236	6.0	0.059 - 0.236	1.5 - 6.0	0.630	16.0	0.433	11.0	1000
113 106 059 902	113 106 000 002	—	0.236	6.0	0.079 - 0.315	2.0 - 8.0	0.591	15.0	0.421	10.7	250
113 000 269 902	—	—	0.236	6.0	0.157 - 0.276	4.0 - 7.0	0.630	16.0	0.433	11.0	250
—	401007	—	0.250	6.4	0.156	4.0	0.594	15.1	0.422	10.7	1000
—	401008	—	0.250	6.4	0.140	3.6	0.703	17.9	0.438	11.1	1000
401022B	401022	—	0.250	6.4	0.156	4.0	0.594	15.1	0.422	10.7	1000
401023B	401023	—	0.250	6.4	0.156	4.0	0.594	15.1	0.422	10.7	1000
USR-64125**	—	—	0.250	6.4	0.126 - 0.172	3.2 - 4.4	0.594	15.1	0.500	12.7	500
113 107 059 902	113 107 000 002	—	0.276	7.0	0.118 - 0.354	3.0 - 9.0	0.689	17.5	0.476	12.1	250
—	401009	—	0.281	7.0	0.093	2.4	0.689	17.5	0.476	12.1	500
USR-1133	—	—	0.315	8.0	0.118 - 0.394	3.0 - 1.0	0.787	20.0	0.551	14.0	1000
USR-1*	—	—	0.315	8.0	0.276 - 0.315	7.0 - 8.0	0.787	20.0	0.866	22.0	1000
113 108 059 902	113 108 000 002	—	0.315	8.0	0.118 - 0.394	3.0 - 10.0	0.787	20.0	0.531	13.5	250
113 000 369 902	—	—	0.315	8.0	0.118 - 0.394	3.0 - 10.0	0.787	20.0	0.551	14.0	250

\* Screw Material: Acetal UL94 HB; Grommet Material: Nylon 6  
\*\* Nylon 6


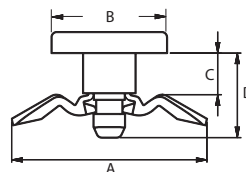
**RFL Series  
Folding Leg Rivet**

Specifications:

- Material: UL94 V-2 Nylon 6/6
- Color: See table

Features:

- Pushing the pin in the rivet body causes the legs to expand and grip the material
- Once installed, the rivet cannot be removed from the outside of the box
- Can be used with cardboard boxes or other porous materials



Item No.	Ø Hole		Total Holding Thickness		Ø B	A	D	Bulk Pack Qty
	Natural	Black	in	mm				
RFL-1	RFL-1BK	0.22	0.11 - 0.15	0.43	0.73	0.29	1000	
RFL-2	RFL-2BK	0.22	0.14 - 0.18	0.43	0.73	0.32	1000	



RIVETS

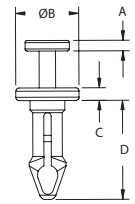

**TRM Series  
Mini Tough Snap Rivet**

Specifications:

- Material: UL94 V-0 Heat Stabilized Nylon 6/6
- Color: Black

Features:

- One-piece design easily installed by hand
- Removable by pulling pin out of grommet

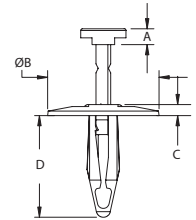


Item No.	Ø Hole		Total Holding Thickness		A		Ø B		C		D		Bulk Pack Qty
	in	mm	in	mm	in	mm	in	mm	in	mm	in	mm	
TRM-1	0.097 - 0.103	2.5 - 2.6	0.160 - 0.180	4.1 - 4.6	0.040	1.0	0.190	4.8	0.060	1.5	0.345	8.8	1000
TRM-2	0.106 - 0.112	2.7 - 2.8	0.080 - 0.105	2.0 - 2.7	0.050	1.3	0.218	5.5	0.060	1.5	0.300	7.6	1000
TRM-3	0.122 - 0.128	3.1 - 3.3	0.105 - 0.130	2.7 - 3.3	0.050	1.3	0.218	5.5	0.060	1.5	0.320	8.1	1000
TRM-4	0.122 - 0.128	3.1 - 3.3	0.130 - 0.155	3.3 - 3.9	0.050	1.3	0.218	5.5	0.060	1.5	0.345	7.6	1000
TRM-5	0.122 - 0.128	3.1 - 3.3	0.155 - 0.180	3.9 - 4.6	0.050	1.3	0.218	5.5	0.060	1.5	0.370	9.4	1000
TRM-6	0.122 - 0.128	3.1 - 3.3	0.240 - 0.265	6.1 - 6.7	0.050	1.3	0.218	5.5	0.060	1.5	0.455	11.6	1000
TRM-7	0.144 - 0.154	3.7 - 3.9	0.265 - 0.290	6.7 - 7.4	0.050	1.3	0.300	7.6	0.060	1.5	0.470	11.9	1000

**TR Series  
Tough Snap Rivet**

Specifications:

- Material 1: UL94 HB Impact Modified Nylon 6/6
- Material 2: Nylon 6/6
- Color: Black



Item No.	Ø Hole		Total Holding Thickness		Ø B		C		D		Material	Bulk Pack Qty
	in	mm	in	mm	in	mm	in	mm	in	mm		
TR-1	0.193 - 0.205	4.9 - 5.2	0.059 - 0.181	1.5 - 4.6	0.283	7.2	0.045	1.1	0.445	11.3	1	1000
495201	0.197	5.0	0.059 - 0.181	1.5 - 4.6	0.283	7.2	0.060	1.0	0.449	11.4	2	1000
TR-2	0.248 - 0.276	6.3 - 7.0	0.098 - 0.350	2.5 - 8.9	0.985	25.0	0.098	2.5	0.898	22.8	1	1000
495202	0.248	6.3	0.157 - 0.299	4.0 - 7.6	0.709	18.0	0.098	2.5	0.681	17.3	2	1000
495203	0.248	6.3	0.098 - 0.350	2.5 - 8.9	1.000	25.4	0.098	2.5	0.886	22.5	2	1000
495204	0.248	6.3	0.098 - 0.350	2.5 - 8.9	0.591	15.0	0.106	2.7	0.728	18.5	2	1000
495205	0.248	6.3	0.059 - 0.299	1.5 - 7.6	0.685	17.4	0.079	2.0	0.803	20.4	2	1000
495206	0.256	6.5	0.098 - 0.350	2.5 - 8.9	0.591	15.0	0.079	2.0	0.882	22.4	2	1000
TR-3	0.250 - 0.276	6.4 - 7.0	0.098 - 0.315	2.5 - 8.0	0.585	14.9	0.079	2.0	0.897	22.8	1	1000
495207	0.276	7.0	0.472 - 0.591	12.0 - 15.0	1.000	25.4	0.098	2.5	1.063	27.0	2	1000
495208	0.276	7.0	0.354 - 0.512	9.0 - 13.0	0.709	18.0	0.098	2.5	0.906	23.0	2	1000
495209	0.315	8.0	0.118 - 0.315	3.0 - 8.0	0.787	20.0	0.106	2.7	0.827	21.0	2	1000
495210	0.315	8.0	0.118 - 0.315	3.0 - 8.0	0.591	15.0	0.102	2.6	0.866	22.0	2	1000
495211	0.315	8.0	0.157 - 0.315	4.0 - 8.0	0.709	18.0	0.114	2.9	0.906	23.0	2	1000
495212	0.315	8.0	0.472 - 0.630	12.0 - 16.0	0.590	15.0	0.118	3.0	1.142	29.0	2	1000
TR-4	0.315 - 0.325	8.0 - 8.3	0.118 - 0.315	3.0 - 8.5	0.585	14.9	0.106	2.7	0.830	21.1	1	1000
495213	0.354	9.0	0.118 - 0.276	3.0 - 7.0	0.630	16.0	0.102	2.6	0.787	20.0	2	1000
495214	0.374	9.5	0.035 - 0.189	0.9 - 4.8	0.984	25.0	0.094	2.4	0.992	25.2	2	1000
495215	0.374	9.5	0.138 - 0.276	3.5 - 7.0	0.705	17.9	0.098	2.5	0.906	23.0	2	1000
495216	0.394	10.0	0.236 - 0.394	6.0 - 10.0	0.787	20.0	0.146	3.7	1.051	26.7	2	1000
495217	0.453	11.5	1.142 - 1.220	29.0 - 31.0	1.181	30.0	0.098	2.5	1.969	50.0	1	1000

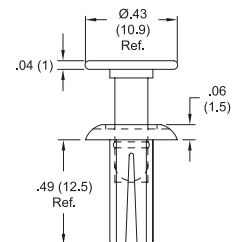

**PPR-10 Series  
Push Rivet**

Specifications:

- Material: UL94 V-2 Nylon 6
- Color: Natural

Features:

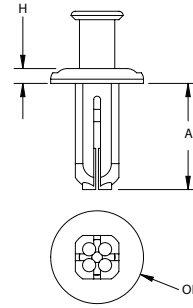
- Used in either a round or square hole
- Square hole mounting is for anti-rotation applications



Item No.	Total Holding Thickness		Mounting Hole Options (Round Hole)		Mounting Hole Options (Square Hole)		Bulk Pack Qty
	in	mm	in	mm	in	mm	
PPR-10	0.140 - 0.200	3.6 - 5.1	0.250	6.4	0.220	5.6	100



**61RR Series  
Push Rivet**



Specifications:

- Material: UL94 V-2 Nylon 6/6
- Color: See Table

Features:

- Can be easily removed by retracting the pin, and then the body
- Used in either a round or rectangular hole

Item No.		OD		H		A		Mounting Hole Options (Round Hole)		Mounting Hole Options Rectangular Hole		Total Holding Thickness		Bulk Pack Qty
Natural	Black	in	mm	in	mm	in	mm	in	mm	in	mm	in	mm	
61RR188062	61RR188062B	0.375	9.5	0.07	1.8	0.500	12.7	0.188	4.8	—	—	0.062	1.6	1000
61RR188125	61RR188125B	0.375	9.5	0.07	1.8	0.500	12.7	0.188	4.8	—	—	0.125	3.2	1000
61RR250500	61RR250500B	0.437	11.1	0.07	1.8	0.500	12.7	0.250	6.4	0.210 x 0.218	5.3 x 5.5	0.062	1.6	500
61RR250125	61RR250125B	0.437	11.1	0.07	1.8	0.500	12.7	0.250	6.4	0.210 x 0.218	5.3 x 5.5	0.125	3.2	1000
61RR250188	61RR250188B	0.437	11.1	0.07	1.8	0.500	12.7	0.250	6.4	0.210 x 0.218	5.3 x 5.5	0.187	4.8	500

**27TPF Series  
Two-Piece Rivet**

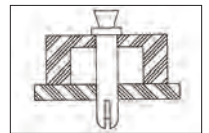
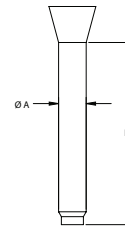
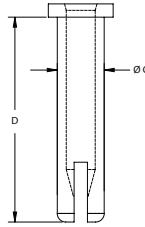


Specifications:

- Material: UL94 V-2 Nylon 6/6
- Color: Natural

Features:

- For use with edge connector assembly
- Body item "A" is inserted through the connector and through the chassis. Pin item "B" is then pushed or tapped into the body to secure the connector to the chassis
- Pin can be removed to allow replacement of the connector
- Body and Pin sold separately



Piece A

Piece B

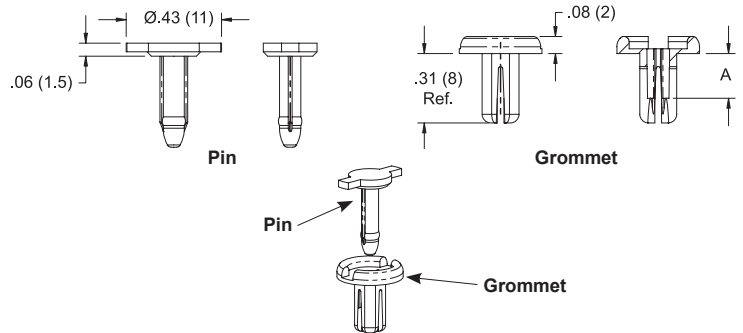
**Piece A - Body**

Item No.	C		D		Bulk Pack Qty
	in	mm	in	mm	
27TPF0001A	0.109	2.8	0.305	7.7	1000
27TPF0002A	0.110	2.8	0.350	8.9	1000
27TPF0003A	0.110	2.8	0.480	12.2	1000
27TPF0004A	0.096	2.4	0.340	8.6	1000

**Piece B - Pin**

Item No.	B		A		Bulk Pack Qty
	in	mm	in	mm	
27TPF0001B	0.330	8.4	0.069	1.8	1000
27TPF0002B	0.360	9.1	0.069	1.8	1000
27TPF0003B	0.455	11.6	0.069	1.8	1000
27TPF0004B	0.340	8.6	0.062	1.6	1000

**RRR Series  
Removable Rivet**



Specifications:

- Material: UL94 V-0 Nylon 66/6
- Color: Black

Features:

- Pin and grommet are supplied unassembled
- Pin is removable by pulling on the side tabs
- Can be used in a round or square hole

Item No.	Mounting Hole Options (Round Hole)		Mounting Hole Options Square Hole		Total Holding Thickness		A Ref.		Bulk Pack Qty
	in	mm	in	mm	in	mm	in	mm	
RRR-1	0.188 - 0.208	4.8 - 5.3	0.177	4.5	0.059 - 0.138	1.5 - 3.5	0.14	3.6	1000
RRR-2	0.188 - 0.208	4.8 - 5.3	0.177	5.5	0.138 - 0.217	3.5 - 5.5	0.17	4.4	1000





# PUSH RIVETS

## RP/PPR/61PR Series Push Rivet

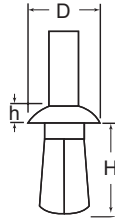



Fig. 1

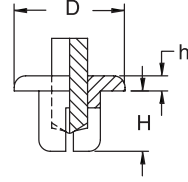
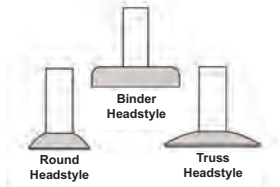


Fig. 2



### Specifications:

- Material: See Table
- Color: See Table

### Features:

- Install by placing rivet into hole and pushing plunger into the rivet to expand legs to lock in place
- See installation tools on pages 127 - 128



Item No.		Ø Hole		Total Holding Thickness		Ø D		h		H		Fig.	Head Style	Material	Bulk Pack Qty	
Black	White	Natural	in	mm	in	mm	in	mm	in	mm						
093011059902	—	093011000002	0.118	3.0	0.039 - 0.157	1.0 - 4.0	0.197	5.0	0.051	1.3	0.224	5.7	1	—	Nylon 6/6	250
RP100B	RP100W	—	0.118	3.0	0.079 - 0.118	2.0 - 3.0	0.118	3.0	0.079	2.0	0.177	4.5	2	—	Nylon 6	1000
PPR-3055B	—	—	0.118	3.0	0.118 - 0.157	3.0 - 4.0	0.228	5.8	0.079	2.0	0.220	5.6	2	—	Nylon 6	1000
RP105B	RP105W	—	0.118	3.0	0.118 - 0.157	3.0 - 4.0	0.228	5.8	0.079	2.0	0.220	5.6	2	—	Nylon 6	1000
—	—	• 61PR900000	0.125	3.2	0.031 - 0.140	0.8 - 3.6	0.187	4.8	0.047	1.2	0.190	4.8	1	Round	Nylon 6/6	1000
—	—	• 61PR900100	0.130	3.3	0.031 - 0.140	0.8 - 3.6	0.218	5.5	0.060	1.52	0.225	5.7	1	Round	Nylon 6/6	1000
093012059902	—	093012000002	0.138	3.5	0.039 - 0.197	1.0 - 5.0	0.236	6.0	0.051	1.3	0.268	6.8	1	—	Nylon 6/6	250
093000269902	—	093000200002	0.142	3.6	0.079 - 0.217	2.0 - 5.5	0.303	7.7	0.079	2.0	0.276	7.0	1	—	Nylon 6/6	250
093013059902	—	093013000002	0.157	4.0	0.059 - 0.236	1.5 - 6.0	0.256	6.5	0.059	1.5	0.311	7.9	1	—	Nylon 6/6	250
PPR-4050B	RP110W	—	0.157	4.0	0.098 - 0.138	2.5 - 3.5	0.315	8.0	0.087	2.2	0.197	5.0	2	—	Nylon 6	1000
RP115B	RP115W	—	0.157	4.0	0.138 - 0.177	3.5 - 4.5	0.157	4.0	0.091	2.3	0.236	6.0	2	—	Nylon 6	1000
093000469902	—	—	0.157	4.0	0.157 - 0.256	4.0 - 6.5	0.256	6.5	0.256	6.5	0.315	8.0	1	—	Nylon 6/6	250
—	—	• 61PR100100	0.156	4.0	0.187 - 0.250	4.8 - 6.4	0.218	5.5	0.050	1.3	0.312	7.9	1	Binder	Nylon 6/6	1000
—	—	• 61PR100300	0.156	4.0	0.218 - 0.312	5.5 - 7.9	0.218	5.5	0.050	1.3	0.359	9.1	1	Binder	Nylon 6/6	1000
—	—	• 61PR100800	0.156	4.0	0.218 - 0.383	5.5 - 9.7	0.218	5.5	0.05	1.3	0.421	10.7	1	Binder	Nylon 6/6	1000
—	—	• 61PR600100	0.160	4.1	0.062 - 0.180	1.6 - 4.6	0.295	7.5	0.05	1.3	0.230	5.8	1	Round	Nylon 6/6	1000
—	—	• 61PR106000	0.160	4.1	0.218 - 0.312	5.5 - 7.9	0.375	9.5	0.05	1.3	0.355	8.9	1	Binder	Nylon 6/6	1000
—	—	• 61PR600000	0.182	4.6	0.130 - 0.290	3.3 - 7.4	0.28	7.1	0.05	1.3	0.380	9.7	1	Truss	Nylon 6/6	500
—	—	• 61PR200800	0.187	4.8	0.031 - 0.200	0.8 - 5.1	0.275	7.0	0.075	1.9	0.295	7.5	1	Round	Nylon 6/6	1000
PPR-5B	PPR-5	—	0.189	4.8	0.039 - 0.374	1.0 - 9.5	0.280	7.1	0.063	1.6	0.421	10.7	1	—	Nylon 6/6	1000
PPR-4850B	—	—	0.189	4.8	0.047 - 0.157	1.2 - 3.0	0.390	9.9	0.130	3.3	0.201	5.1	2	—	Nylon 6	1000
—	—	• 61PR200100	0.187	4.8	0.062 - 0.125	1.6 - 3.2	0.430	10.9	0.120	3.1	0.216	5.5	1	Binder	Nylon 6/6	1000
—	—	• 61PR300200	0.187	4.8	0.062 - 0.125	1.6 - 3.2	0.281	7.1	0.075	1.9	0.230	5.8	1	Round	Nylon 6/6	1000
093001069902	—	093001000002	0.189	4.8	0.063 - 0.185	1.6 - 4.7	0.343	8.7	0.098	2.5	0.291	7.4	1	—	Nylon 6/6	250
—	—	• 61PR100400	0.187	4.8	0.062 - 0.187	1.6 - 4.8	0.281	7.1	0.05	1.3	0.296	7.5	1	Truss	Nylon 6/6	1000
—	—	• 61PR300100	0.187	4.8	0.062 - 0.187	1.6 - 4.8	0.281	7.1	0.075	1.9	0.295	7.5	1	Round	Nylon 6/6	1000
—	—	• 61PR010410	0.187	4.8	0.062 - 0.187	1.6 - 4.8	0.375	9.5	0.080	2.0	0.281	7.1	1	Round	Nylon 6/6	1000
—	—	• 61PR102100	0.187	4.8	0.062 - 0.187	1.6 - 4.8	0.375	9.5	0.080	2.0	0.295	7.5	1	Round	Nylon 6/6	1000
—	—	• 61PR200300	0.187	4.8	0.062 - 0.187	1.6 - 4.8	0.435	11.1	0.075	1.9	0.285	7.2	1	Truss	Nylon 6/6	1000
—	—	• 61PR700200	0.187	4.8	0.062 - 0.187	1.6 - 4.8	0.437	11.1	0.075	1.9	0.295	7.5	1	Truss	Nylon 6/6	500
—	—	• 61PR300300	0.187	4.8	0.078 - 0.375	2.0 - 9.5	0.281	7.1	0.047	1.2	0.450	11.4	1	Round	Nylon 6/6	1000
—	—	• 61PR400600	0.187	4.8	0.078 - 0.375	2.0 - 9.5	0.312	7.9	0.062	1.6	0.445	11.3	1	Binder	Nylon 6/6	1000
—	—	• 61PR300600	0.187	4.8	0.078 - 0.375	2.0 - 9.5	0.320	8.1	0.109	2.8	0.455	11.6	1	Round	Nylon 6/6	1000
093016059902	—	093016000002	0.189	4.8	0.098 - 0.354	2.5 - 9.0	0.472	12.0	0.102	2.6	0.465	11.8	1	—	Nylon 6/6	250
—	—	• 61PR200200	0.187	4.8	0.125 - 0.187	3.2 - 4.8	0.435	11.1	0.075	1.9	0.281	7.1	1	Truss	Nylon 6/6	1000
—	—	• 61PR010310	0.187	4.8	0.156 - 0.281	4.0 - 7.1	0.375	9.5	0.080	2.0	0.380	9.7	1	Round	Nylon 6/6	500
—	—	• 61PR200000	0.187	4.8	0.156 - 0.281	4.0 - 7.1	0.435	11.1	0.075	1.9	0.380	9.7	1	Truss	Nylon 6/6	1000
—	—	• 61PR700100	0.187	4.8	0.156 - 0.281	4.0 - 7.1	0.437	11.1	0.075	1.9	0.380	9.7	1	Truss	Nylon 6/6	1000
PPR-2B	—	PPR-2	0.189	4.8	0.157 - 0.280	4.0 - 7.1	0.429	10.9	0.059	1.5	0.382	9.7	1	—	Nylon 6/6	1000
093000869902	—	093000800002	0.189	4.8	0.157 - 0.343	4.0 - 8.7	0.189	4.8	0.047	1.2	0.433	11.0	1	—	Nylon 6/6	250
—	—	• 61PR300000	0.187	4.8	0.312 - 0.440	7.9 - 11.2	0.281	7.1	0.075	1.9	0.535	13.6	1	Binder	Nylon 6/6	500
—	—	• 61PR300400	0.187	4.8	0.312 - 0.440	7.9 - 11.2	0.320	8.1	0.109	2.8	0.535	13.6	1	Round	Nylon 6/6	1000
—	—	• 61PR300500	0.187	4.8	0.375 - 0.500	9.5 - 12.7	0.281	7.1	0.080	2.0	0.625	15.9	1	Binder	Nylon 6/6	500
—	—	• 61PR300700	0.187	4.8	0.375 - 0.500	9.5 - 12.7	0.320	8.1	0.109	2.8	0.609	15.5	1	Round	Nylon 6/6	500
—	—	• 61PR300800	0.187	4.8	0.375 - 0.750	9.5 - 19.1	0.320	8.1	0.115	2.9	0.850	21.6	1	Binder	Nylon 6/6	500
093014059902	—	093014000002	0.197	5.0	0.059 - 0.276	1.5 - 7.0	0.335	8.5	0.071	1.8	0.362	9.2	1	—	Nylon 6/6	250
PPR-93-7B	—	PPR-93-7	0.197	5.0	0.059 - 0.197	1.5 - 5.0	0.280	7.1	0.079	2.0	0.291	7.4	1	—	Nylon 6/6	1000
PPR-5060B	RP135W	—	0.197	5.0	0.118 - 0.157	3.0 - 4.0	0.370	9.4	0.110	2.8	0.236	6.0	2	—	Nylon 6	1000
PPR-93-14B	—	—	0.197	5.0	0.118 - 0.276	3.0 - 7.0	0.437	11.1	0.079	2.0	0.433	11.0	1	—	Nylon 6/6	1000
RP130B	RP130W	—	0.197	5.0	0.157 - 0.197	4.0 - 5.0	0.197	5.0	0.110	2.8	0.197	5.0	2	—	Nylon 6	1000
—	RP140W	—	0.201	5.1	0.157 - 0.197	4.0 - 5.0	0.370	9.4	0.110	2.8	0.276	7.0	2	—	Nylon 6	1000
PPR-5080B	—	—	0.201	5.1	0.197 - 0.236	5.0 - 6.0	0.370	9.4	0.110	2.8	0.315	8.0	2	—	Nylon 6	1000
RP145B	RP145W	—	0.201	5.1	0.197 - 0.236	5.0 - 6.0	0.197	5.0	0.110	2.8	0.315	8.0	2	—	Nylon 6	1000
RP150B	RP150W	—	0.201	5.1	0.236 - 0.276	6.0 - 7.0	0.197	5.0	0.110	2.8	0.354	9.0	2	—	Nylon 6	1000
RP155B	RP155W	—	0.201	5.1	0.276 - 0.315	7.0 - 8.0	0.197	5.0	0.110	2.8	0.394	10.0	2	—	Nylon 6	1000
—	—	• 61PR010510	0.215	5.5	0.078 - 0.300	2.0 - 7.6	0.630	16.0	0.080	2.0	0.415	10.5	1	Truss	Nylon 6/6	500
—	—	• 61PR100000	0.218	5.5	0.093 - 0.350	2.4 - 9.5	0.380	9.7	0.080	2.0	0.450	11.4	1	Round	Nylon 6/6	1000

(Continued on next page >)



# PUSH RIVETS / INSTALLATION TOOLS

## RP/PPR/61PR Series (continued) Push Rivet

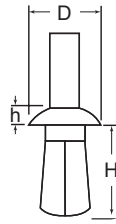



Fig. 1

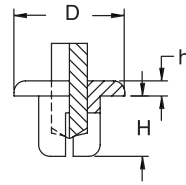
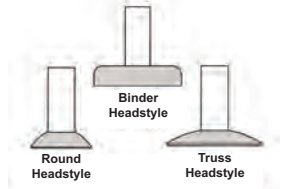


Fig. 2



**Specifications:**

- Material: See Table
- Color: See Table

**Features:**

- Install by placing rivet into hole and pushing plunger into the rivet to expand legs to lock in place
- See installation tools on pages 127 - 128



Item No.		Ø Hole		Total Holding Thickness		D		h		H		Fig.	Head Style	Material	Bulk Pack Qty	
Black	White	in	mm	in	mm	in	mm	in	mm	in	mm					
PPR-1B	---	PPR-1	0.217	5.5	0.098 - 0.157	2.5 - 4.0	0.370	9.4	0.079	2.0	0.449	11.4	1	---	Nylon 6/6	1000
---	---	61PR100200	0.218	5.5	0.094 - 0.312	2.4 - 7.9	0.437	11.1	0.100	2.5	0.464	11.8	1	Binder	Nylon 6/6	1000
---	---	61PR010000	0.218	5.5	0.187 - 0.250	4.8 - 6.4	0.375	9.5	0.080	2.0	0.343	8.7	1	Truss	Nylon 6/6	1000
---	---	61PR010110	0.226	5.7	0.125 - 0.312	3.2 - 7.9	0.375	9.5	0.080	2.0	0.468	11.4	1	Round	Nylon 6/6	1000
---	---	61PR100500	0.226	5.7	0.125 - 0.312	3.2 - 7.9	0.376	9.5	0.080	2.0	0.467	11.8	1	Truss	Nylon 6/6	1000
---	---	61PR700300	0.226	5.7	0.125 - 0.312	3.2 - 7.9	0.437	11.1	0.075	1.9	0.468	11.4	1	Truss	Nylon 6/6	500
---	---	61PR500500	0.227	5.8	0.031 - 0.062	0.8 - 1.6	0.375	9.5	0.223	5.7	0.170	4.3	1	Button	Nylon 6/6	1000
093015059902	---	093015000002	0.236	6.0	0.079 - 0.315	2.0 - 8.0	0.394	10.0	0.087	2.2	0.413	10.5	1	---	Nylon 6/6	250
PPR-6060B	---	---	0.236	6.0	0.098 - 0.157	2.5 - 4.0	0.429	10.9	0.059	1.5	0.240	6.1	2	---	LDPE/HDPE	1000
093002469902	---	093002400002	0.236	6.0	0.118 - 0.276	3.0 - 7.0	0.433	11.0	0.079	2.0	0.394	10.0	1	---	Nylon 6/6	250
---	---	61PR400700	0.245	6.2	0.140 - 0.550	6.6 - 14.0	0.375	9.5	0.100	2.5	0.625	15.9	1	Round	Nylon 6/6	1000
---	---	PPR-9	0.252	6.4	0.059 - 0.252	1.5 - 6.4	0.437	11.1	0.185	4.7	0.366	9.3	1	---	Nylon 6/6	1000
---	---	61PR700900	0.250	6.4	0.062 - 0.125	1.6 - 3.2	0.370	9.4	0.080	2.0	0.218	5.5	1	Round	Nylon 6/6	1000
---	---	61PR400900	0.250	6.4	0.078 - 0.275	2.0 - 7.0	0.494	12.6	0.305	7.8	0.375	9.5	1	Button	Nylon 6/6	1000
---	---	61PR800000	0.250	6.4	0.093 - 0.312	2.4 - 7.9	0.468	11.9	0.080	2.0	0.500	12.7	1	Truss	Nylon 6/6	500
---	---	61PR400300	0.250	6.4	0.093 - 0.312	2.4 - 7.9	0.468	11.9	0.080	2.0	0.500	12.7	1	Binder	Nylon 6/6	1000
---	---	61PR010300	0.250	6.4	0.093 - 0.312	2.4 - 7.9	0.625	15.9	0.109	2.8	0.485	12.3	1	Binder	Nylon 6/6	500
---	---	61PR800300	0.250	6.4	0.109 - 0.156	2.8 - 4.0	0.500	12.7	0.313	7.9	0.375	9.5	1	Round	Nylon 6/6	1000
---	---	61PR400800	0.250	6.4	0.125 - 0.437	3.2 - 11.1	0.468	11.9	0.080	2.0	0.585	14.9	1	Binder	Nylon 6/6	500
---	---	61PR400200	0.250	6.4	0.156 - 0.330	4.0 - 8.4	0.468	11.9	0.080	2.0	0.375	9.5	1	Binder	Nylon 6/6	1000
093002669902	---	093002600002	0.252	6.4	0.157 - 0.374	4.0 - 9.5	0.433	11.0	0.079	2.0	0.472	12.0	1	---	Nylon 6/6	250
---	---	PPR-4	0.252	6.4	0.280 - 0.500	7.1 - 12.7	0.569	11.9	0.079	2.0	0.622	15.8	1	---	Nylon 6/6	1000
---	---	61PR800100	0.250	6.4	0.281 - 0.500	7.1 - 12.7	0.468	11.9	0.080	2.0	0.620	15.8	1	Truss	Nylon 6/6	1000
---	---	61PR010400	0.250	6.4	0.281 - 0.500	7.1 - 12.7	0.615	15.6	0.109	2.8	0.620	15.8	1	Binder	Nylon 6/6	1000
---	---	61PR400100	0.250	6.4	0.350 - 0.500	8.9 - 12.7	0.370	9.4	0.080	2.0	0.620	15.8	1	Round	Nylon 6/6	1000
---	---	61PR400000	0.250	6.4	0.350 - 0.500	8.9 - 12.7	0.468	11.9	0.080	2.0	0.620	15.8	1	Binder	Nylon 6/6	500
---	---	61PR300900	0.275	7.0	0.062 - 0.600	1.6 - 15.2	0.370	9.4	0.080	2.0	0.640	16.3	1	Round	Nylon 6/6	500
---	---	61PR010100	0.275	7.0	0.093 - 0.350	2.4 - 8.9	0.620	15.8	0.109	2.8	0.480	12.2	1	Binder	Nylon 6/6	500
---	---	61PR010200	0.280	7.1	0.062 - 0.350	1.6 - 8.9	0.485	12.3	0.075	1.9	0.468	11.9	1	Truss	Nylon 6/6	500
093001869902	---	093001800002	0.280	7.1	0.157 - 0.472	4.0 - 12.0	0.669	17.0	0.098	2.5	0.689	17.5	1	---	Nylon 6/6	250
---	---	61PR010500	0.290	7.4	0.093 - 0.187	2.4 - 4.8	0.620	15.8	0.109	2.8	0.300	7.6	1	Binder	Nylon 6/6	1000
093017059902	---	093017000002	0.315	8.0	0.118 - 0.394	3.0 - 10.0	0.531	13.5	0.118	3.0	0.512	13.0	1	---	Nylon 6/6	250

## 61PRT Push Rivet Installation Tool

**Specifications:**

- Material: ABS
- Color: Tools are color coded for identification

**Features:**

- Tough and lightweight
- Provides faster assembly and more accurate placement of push rivets
- Large plunger head and easy grip handle reduce operator fatigue
- Multiple sizes available to cover all standard drive rivets
- Rivets do not have to be predriven
- To install; the rivet is loaded in tool and inserted in prepared hole, pressure on the plunger frees the pin and expands the rivet in the assembly



Item No.	Pin OD		Color
	in	mm	
61PRT0075	0.075	1.9	Red
61PRT0093	0.093	2.4	Black
61PRT0125	0.125	3.2	Yellow
61PRT0150	0.150	3.9	Green



## RIVET INSTALLATION TOOLS / PUSH IN FASTENERS

## 61PPRT Series

## Pneumatic Drive Rivet Insertion Tool

## Features:

- Suited for hard to reach or delicate assemblies found on all kinds of mechanical and electrical components, appliances, relays, switches and more
- Durable and lightweight
- Features an easy grip, non-slip straight case for single hand, fatigue free operation
- Designed to use with standard shop air, operating pressure range is 50 to 70 PSI with instant cycling time
- One tool will drive all standard rivet sizes, three interchangeable driver attachments are included; Mandrel sizes are 0.075", 0.125" and 0.150"



Item No.	Description
61PPRT100	Pneumatic Rivet Insertion Tool (With 3 Driver Attachments)

## DF Series


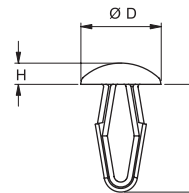
## Drive Fastener

## Specifications:

- Material: See Table
- Color: Natural

## Features:

- Multi-purpose front loaded fastener
- Can be used as a decorative hole plug
- Inserts easily by hand
- Hollow body increases flexibility for ease of insertion and removal



Item No.		Ø Hole		Total Holding Thickness		Ø D		H		L Ref.		Bulk Pack Qty
UL94 HB Acetal	UL94 V-0 Nylon 6/6	in	mm	in	mm	in	mm	in	mm	in	mm	
DF-137-010	DFVO-137-010	0.126	3.2	0.039 - 0.177	1.0 - 4.5	0.315	8.0	0.059	1.5	0.512	13.0	1000
DF-137-020	DFVO-137-020	0.153	3.9	0.039 - 0.197	1.0 - 5.0	0.354	9.8	0.063	1.6	0.551	14.0	1000
DF-137-030	DFVO-137-030	0.185	4.7	0.039 - 0.216	1.0 - 5.5	0.394	10.0	0.067	1.7	0.590	15.0	1000
DF-137-031	DFVO-137-031	0.185	4.7	0.039 - 0.216	1.0 - 5.5	0.433	11.0	0.114	2.9	0.590	15.0	1000
DF-137-040	DFVO-137-040	0.252	6.4	0.059 - 0.256	1.5 - 6.5	0.472	12.0	0.079	2.0	0.669	17.0	1000
DF-137-050	DFVO-137-050	0.307	7.8	0.059 - 0.275	1.5 - 7.0	0.551	14.0	0.087	2.2	0.748	19.0	1000
DF-137-060	DFVO-137-060	0.216	5.5	0.236 - 0.354	6.0 - 9.0	0.472	12.0	0.079	2.0	0.689	17.5	1000

## 27SNC Series

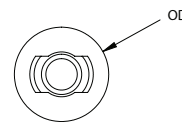
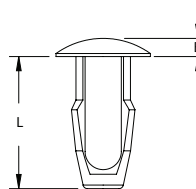
## Snap Fastener

## Specifications:

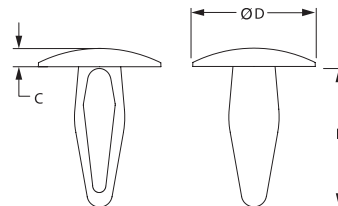
- Material: Acetal
- Color: Natural

## Features:

- The combination of Celcon Acetal material and a resilient body design give these parts a positive "snap" and more definite grip when assembled



Item No	Ø Hole		Total Holding Thickness		Ø D		B		L		Bulk Pack Qty
	in	mm	in	mm	in	mm	in	mm	in	mm	
27SNC1250032	0.125	3.2	0.032	0.8	0.250	6.4	0.060	1.5	0.250	6.4	1000
27SNC1250062	0.125	3.2	0.062	1.6	0.250	6.4	0.060	1.5	0.281	7.1	1000
27SNC1250093	0.125	3.2	0.093	2.4	0.250	6.4	0.060	1.5	0.313	7.9	1000
27SNC1250125	0.125	3.2	0.125	3.2	0.250	6.4	0.060	1.5	0.344	8.7	1000
27SNC1560032	0.156	4.0	0.032	0.8	0.313	7.9	0.060	1.5	0.281	7.1	1000
27SNC1560062	0.156	4.0	0.062	1.6	0.313	7.9	0.060	1.5	0.313	7.9	1000
27SNC1560093	0.156	4.0	0.093	2.4	0.313	7.9	0.060	1.5	0.344	8.7	1000
27SNC1560125	0.156	4.0	0.125	3.2	0.313	7.9	0.060	1.5	0.390	9.9	1000
27SNC1560156	0.156	4.0	0.156	4.0	0.313	7.9	0.060	1.5	0.406	10.3	1000
27SNC1870032	0.187	4.8	0.032	0.8	0.313	7.9	0.060	1.5	0.313	7.9	1000
27SNC1870062	0.187	4.8	0.062	1.6	0.313	7.9	0.060	1.5	0.344	8.7	1000
27SNC1870093	0.187	4.8	0.093	2.4	0.313	7.9	0.060	1.5	0.375	9.5	1000
27SNC1870125	0.187	4.8	0.125	3.2	0.313	7.9	0.060	1.5	0.406	10.3	1000
27SNC1870156	0.187	4.8	0.156	4.0	0.313	7.9	0.060	1.5	0.438	11.1	1000
27SNC1870187	0.187	4.8	0.187	4.8	0.313	7.9	0.060	1.5	0.469	11.9	1000
27SNC2190032	0.219	5.6	0.032	0.8	0.344	8.7	0.060	1.5	0.391	9.9	1000
27SNC2190062	0.219	5.6	0.062	1.6	0.344	8.7	0.060	1.5	0.422	10.7	1000
27SNC2190093	0.219	5.6	0.093	2.4	0.344	8.7	0.060	1.5	0.453	11.5	1000
27SNC2190125	0.219	5.6	0.125	3.2	0.344	8.7	0.060	1.5	0.484	12.3	1000
27SNC2190156	0.219	5.6	0.156	4.0	0.344	8.7	0.060	1.5	0.516	13.1	1000
27SNC2190187	0.219	5.6	0.187	4.8	0.344	8.7	0.060	1.5	0.547	13.9	1000
27SNC2500032	0.250	6.4	0.032	0.8	0.500	12.7	0.060	1.5	0.406	10.3	1000
27SNC2500062	0.250	6.4	0.062	1.6	0.500	12.7	0.060	1.5	0.422	10.7	1000
27SNC2500093	0.250	6.4	0.093	2.4	0.500	12.7	0.060	1.5	0.453	11.5	1000
27SNC2500125	0.250	6.4	0.125	3.2	0.500	12.7	0.060	1.5	0.484	12.3	1000
27SNC2500156	0.250	6.4	0.156	4.0	0.500	12.7	0.060	1.5	0.516	13.1	1000
27SNC2500187	0.250	6.4	0.187	4.8	0.500	12.7	0.060	1.5	0.546	13.9	1000


**MMB/ARW/091/27AC Series  
Mounting Button**


## Specifications:

- Material: UL94 V-2 Nylon 6/6
- Color: See Table

Item No.		Ø Hole		Total Holding Thickness		Ø D		C		E		Bulk Pack Qty
Black	Natural	in	mm	in	mm	in	mm	in	mm	in	mm	
• 27AC0010B	• 27AC0010	0.062 - 0.065	1.6 - 1.7	0.010 - 0.031	0.3 - 0.8	0.100	2.5	0.020	0.5	0.125	3.2	1000
• 27AC0027B	• 27AC0027	0.062 - 0.065	1.6 - 1.7	0.010 - 0.031	0.3 - 0.8	0.100	2.5	0.020	0.5	0.187	4.8	1000
• 27AC0022B	• 27AC0022	0.085 - 0.090	2.2 - 2.3	0.032 - 0.107	0.8 - 2.7	0.125	3.2	0.030	0.8	0.187	4.8	1000
091000059902	091000000002	0.110	2.8	0.031 - 0.142	0.8 - 3.6	0.307	7.8	0.047	1.2	0.471	12.0	500
• 27AC0015B	• 27AC0015	0.118 - 0.122	3.0 - 3.1	0.062 - 0.125	1.6 - 3.2	0.280	7.1	0.060	1.5	0.390	9.9	1000
• 27AC0020B	• 27AC0020	0.120 - 0.135	2.5 - 3.2	0.062 - 0.125	1.6 - 3.2	0.270	6.9	0.040	1.0	0.330	8.4	1000
MMB-125-01BK	MMB-125-01	0.125	3.2	0.080 - 0.100	2.0 - 2.5	0.272	6.9	0.039	1.0	0.331	8.4	1000
• 27AC0022B	• 27AC0002	0.131 - 0.135	3.3 - 3.4	0.062 - 0.125	1.6 - 3.2	0.270	6.9	0.060	1.5	0.395	10.0	1000
• 27AC0013B	• 27AC0013	0.130 - 0.132	3.3 - 3.4	0.125 - 0.140	3.2 - 3.6	0.270	6.9	0.070	1.8	0.310	7.9	1000
MMB-136-01BK	MMB-136-01	0.136	3.5	0.120 - 0.160	2.9 - 4.0	0.406	10.3	0.067	1.7	0.437	11.1	1000
091000259902	091000200002	0.138	3.5	0.034 - 0.157	0.9 - 4.0	0.406	10.3	0.097	2.5	0.433	11.0	500
091000359902	091000300002	0.138	3.5	0.034 - 0.157	0.9 - 4.0	0.406	10.3	0.189	4.8	0.433	11.0	500
091000159902	091000100002	0.138	3.5	0.094 - 0.228	2.4 - 5.8	0.299	7.6	0.043	1.1	0.512	13.0	500
• 27AC0014B	• 27AC0014	0.145 - 0.150	3.7	0.290 - 0.300	7.4 - 7.6	0.270	6.9	0.070	1.8	0.530	13.5	1000
• 27AC0034B	• 27AC0034	0.147	3.7	0.220 - 0.240	5.6 - 6.1	0.270	6.9	0.070	1.8	0.414	10.5	1000
• 27AC0003B	• 27AC0003	0.151 - 0.161	3.8 - 4.1	0.062 - 0.125	1.6 - 3.2	0.280	7.1	0.040	1.0	0.390	9.9	1000
• 27AC0004B	• 27AC0004	0.151 - 0.161	3.8 - 4.1	0.062 - 0.145	1.6 - 3.7	0.280	7.1	0.080	2.0	0.400	10.2	1000
• 27AC0032B	• 27AC0032	0.155 - 0.162	3.9 - 4.1	0.300 - 0.310	7.6 - 7.9	0.270	6.9	0.070	1.8	0.535	13.6	1000
• 27AC0018B	• 27AC0018	0.160 - 0.165	4.1 - 4.2	0.032 - 0.125	0.8 - 3.2	0.280	7.1	0.080	2.0	0.400	10.2	1000
• 27AC0030B	• 27AC0030	0.160 - 0.165	4.1 - 4.2	0.032 - 0.125	0.8 - 3.2	0.300	7.6	0.110	2.8	0.400	10.2	1000
• 27AC0001B	• 27AC0001	0.182 - 0.192	4.6 - 4.9	0.062 - 0.125	1.6 - 3.2	0.360	9.1	0.060	1.5	0.400	10.2	1000
• 27AC0011B	• 27AC0011	0.182 - 0.192	4.6 - 4.9	0.165 - 0.185	4.2 - 4.7	0.375	9.5	0.060	1.5	0.515	13.1	1000
• 27AC0033B	• 27AC0033	0.182 - 0.192	4.6 - 4.9	0.165 - 0.185	4.2 - 4.7	0.472	12.0	0.060	1.5	0.525	13.3	1000
• 27AC0031B	• 27AC0031	0.182 - 0.192	4.6 - 4.9	0.200 - 0.250	5.1 - 6.4	0.270	6.9	0.070	1.8	0.525	13.3	1000
• 27AC0006B	• 27AC0006	0.182 - 0.192	4.6 - 4.9	0.310 - 0.330	7.8 - 7.9	0.370	9.4	0.060	1.5	0.531	13.5	1000
MMB-187-01BK	MMB-187-01	0.187	4.7	0.098 - 0.157	2.5 - 4.0	0.500	12.7	0.087	2.2	0.429	10.9	1000
091000659902	091000600002	0.189	4.8	0.035 - 0.157	0.9 - 4.0	0.374	9.5	0.059	1.5	0.433	11.0	500
• 27AC0012B	• 27AC0012	0.195 - 0.200	5.0 - 5.1	0.035 - 0.065	0.9 - 1.7	0.370	9.4	0.056	1.4	0.350	8.9	1000
• 27AC0028B	• 27AC0028	0.192 - 0.212	4.9 - 5.4	0.062 - 0.125	1.6 - 3.2	0.375	9.5	0.060	1.5	0.450	11.4	1000
091001069902	091001000002	0.197	5.0	0.020 - 0.118	0.5 - 3.0	0.531	13.5	0.102	2.6	0.567	14.4	250
091000459902	091000400002	0.197	5.0	0.059 - 0.138	1.5 - 3.5	0.374	9.5	0.063	1.6	0.433	11.0	500
091000769902	091000700002	0.197	5.0	0.118 - 0.236	3.0 - 6.0	0.543	13.8	0.087	2.2	0.567	14.4	250
MMB-210-01BK	MMB-210-01	0.210	5.3	0.097 - 0.157	2.5 - 4.0	0.551	14.0	0.118	3.0	0.551	14.0	1000
• 27AC0007B	• 27AC0007	0.213 - 0.223	5.4 - 5.7	0.062 - 0.125	1.6 - 3.2	0.370	9.4	0.060	1.5	0.540	13.7	1000
• 27AC0005B	• 27AC0005	0.213 - 0.223	5.4 - 5.7	0.125 - 0.187	3.2 - 4.7	0.370	9.4	0.060	1.5	0.450	11.4	1000
MMB-132-01BK	MMB-132-01	0.215	5.5	0.062 - 0.157	1.6 - 3.2	0.37	9.4	0.059	1.5	0.453	11.5	1000
091001259902	091001200002	0.228	5.8	0.236 - 0.335	6.0 - 8.5	0.591	15.0	0.118	3.0	0.709	18.0	250
• 27AC0026B	• 27AC0026	0.240 - 0.260	6.1 - 6.6	0.095 - 0.218	2.4 - 5.5	0.750	19.1	0.055	1.4	0.606	15.4	500
• 27AC0021B	• 27AC0021	0.250 - 0.260	6.4 - 6.6	0.125 - 0.250	3.2 - 6.4	0.500	12.7	0.050	1.3	0.630	16.0	500
• 27AC0009B	• 27AC0009	0.250 - 0.261	6.4 - 6.6	0.125 - 0.187	3.2 - 4.7	0.480	12.2	0.060	1.5	0.562	14.3	500
• 27AC0016B	• 27AC0016	0.250 - 0.262	6.4 - 6.7	0.360 - 0.380	9.1 - 9.7	0.620	15.7	0.065	1.7	0.767	19.5	500
• 27AC0024B	• 27AC0024	0.250 - 0.263	6.4 - 6.7	0.500 - 0.750	12.7 - 19.1	0.610	15.5	0.068	1.7	1.135	25.9	1000
MMB-250-01BK	MMB-250-01	0.250	6.4	0.098 - 0.220	2.5 - 5.6	0.500	12.7	0.087	2.2	0.642	16.3	1000
091001159902	091001100002	0.256	6.5	0.118 - 0.276	3.0 - 7.0	0.551	14.0	0.098	2.5	0.748	19.0	250
091001359902	091001300002	0.260	6.6	0.031 - 0.197	0.8 - 5.0	0.500	12.7	0.067	1.7	0.571	14.5	250
091001559902	091001500002	0.283	7.2	0.079 - 0.217	2.0 - 5.5	0.563	14.3	0.079	2.0	0.669	17.0	250
• 27AC0029B	• 27AC0029	0.330 - 0.340	8.4 - 8.6	0.125 - 0.350	3.2 - 8.9	0.475	12.1	0.070	1.8	0.895	22.7	500
• 27AC0019B	• 27AC0019	0.330 - 0.340	8.4 - 8.6	0.125 - 0.350	3.2 - 8.9	0.685	17.5	0.070	1.8	0.895	22.7	1000
• 27AC0023B	• 27AC0023	0.335 - 0.345	8.5 - 8.8	0.062 - 0.140	1.6 - 3.6	0.866	22.0	0.050	1.3	0.450	11.4	500
• 27AC0017B	• 27AC0017	0.335 - 0.340	8.5 - 8.6	0.062 - 0.340	1.6 - 8.6	0.683	17.4	0.070	1.8	0.900	22.9	1000
091001659902	091001650002	0.370	9.4	0.118 - 0.354	3.0 - 9.0	0.787	20.0	0.102	2.6	0.945	24.0	250



# PUSH IN FASTENERS

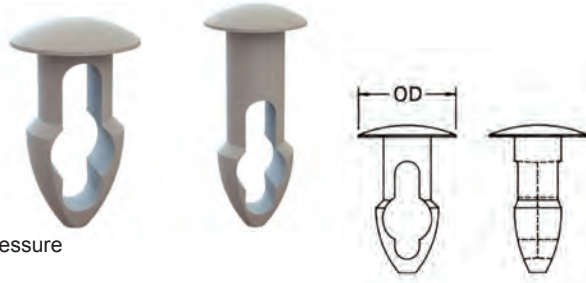
## 27KY Series Key Hole Clips

Specifications:

- Material: UL94 V-2 Nylon 6/6
- Color: Natural

Features:


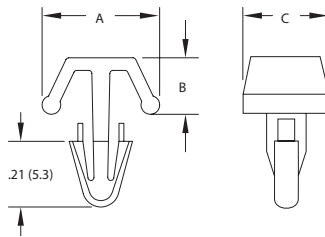
- Key-hole shaped interior allows the part to fit more completely for easy assembly with finger pressure
- Tapered, bullet style point slides into hole easily



Item No.	Ø Hole		Total Holding Thickness		OD	Bulk Pack Qty
	in	mm	in	mm		
27KY1250093	0.125	3.175	0.093	2.368	0.250	1000
27KY1250125	0.125	3.175	0.125	3.175	0.250	1000
27KY1250156	0.125	3.175	0.156	3.986	0.250	1000
27KY1250187	0.125	3.175	0.188	4.778	0.250	1000
27KY1250219	0.125	3.175	0.219	5.561	0.250	1000
27KY1250250	0.125	3.175	0.250	6.350	0.250	1000
27KY1560062	0.156	3.986	0.062	1.575	0.312	1000
27KY1560093	0.156	3.986	0.093	2.368	0.312	1000
27KY1560125	0.156	3.986	0.125	3.175	0.312	1000
27KY1560156	0.156	3.986	0.156	3.986	0.312	1000
27KY1560187	0.156	3.986	0.187	4.778	0.312	1000
27KY1560218	0.156	3.986	0.218	5.561	0.312	1000
27KY1560250	0.156	3.986	0.250	6.350	0.312	1000
27KY1560281	0.156	3.986	0.281	7.143	0.312	1000
27KY1560312	0.156	3.986	0.312	7.936	0.312	1000
27KY1560343	0.156	3.986	0.343	8.728	0.312	1000
27KY1560375	0.156	3.986	0.375	9.520	0.312	1000
27KY1870093	0.187	4.778	0.093	2.368	0.312	1000
27KY1870125	0.187	4.778	0.125	3.175	0.312	1000
27KY1870156	0.187	4.778	0.156	3.986	0.312	1000
27KY1870187	0.187	4.778	0.187	4.778	0.312	1000
27KY1870219	0.187	4.778	0.219	5.561	0.312	1000
27KY1870250	0.187	4.778	0.250	6.350	0.312	1000
27KY18702507	0.187	4.778	0.250	6.350	0.469	1000
27KY1870281	0.187	4.778	0.281	7.143	0.312	1000
27KY1870312	0.187	4.778	0.312	7.936	0.312	1000
27KY1870343	0.187	4.778	0.344	8.728	0.312	1000

Item No.	Ø Hole		Total Holding Thickness		OD	Bulk Pack Qty
	in	mm	in	mm		
27KY1870375	0.187	4.778	0.375	9.520	0.312	1000
27KY2190093	0.219	5.561	0.093	2.368	0.343	1000
27KY2190125	0.219	5.561	0.125	3.175	0.343	1000
27KY2190156	0.219	5.561	0.156	3.986	0.343	1000
27KY2190187	0.219	5.561	0.187	4.778	0.343	1000
27KY2190219	0.219	5.561	0.291	7.391	0.343	1000
27KY2190250	0.219	5.561	0.250	6.350	0.343	1000
27KY2190281	0.219	5.561	0.281	7.143	0.343	1000
27KY2190312	0.219	5.561	0.312	7.936	0.343	1000
27KY2190343	0.219	5.561	0.343	8.728	0.344	1000
27KY2190375	0.219	5.561	0.375	9.520	0.344	1000
27KY2500093	0.250	6.350	0.093	2.368	0.500	1000
27KY2500125	0.250	6.350	0.125	3.175	0.500	1000
27KY2500156	0.250	6.350	0.156	3.986	0.500	1000
27KY2500187	0.250	6.350	0.187	4.778	0.500	1000
27KY2500219	0.250	6.350	0.219	5.561	0.500	500
27KY2500250	0.250	6.350	0.250	6.350	0.500	1000
27KY2500281	0.250	6.350	0.281	7.143	0.500	1000
27KY2500312	0.250	6.350	0.312	7.936	0.500	1000
27KY2500343	0.250	6.350	0.343	8.728	0.500	1000
27KY2500375	0.250	6.350	0.375	9.520	0.500	500
27KY2500406	0.250	6.350	0.406	10.312	0.500	1000
27KY2500437	0.250	6.350	0.437	11.104	0.500	1000
27KY2500468	0.250	6.350	0.468	11.896	0.500	1000
27KY2500500	0.250	6.350	0.500	12.688	0.500	500
27KY2810406	0.281	7.143	0.406	10.312	0.500	1000

## MB Series Mounting Button

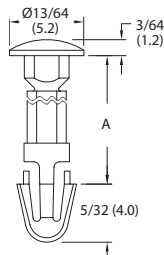


Specifications:

- Material: UL94 V-2 Nylon 6/6
- Color: Natural

Item No.	Ø Hole		Total Holding Thickness		A Ref.		B Ref.		C		Bulk Pack Qty
	in	mm	in	mm	in	mm	in	mm	in	mm	
MB-1-156	0.156	4.0	0.031 - 0.093	0.8 - 2.4	0.391	9.9	0.188	4.8	0.31	7.9	1000
MB-3-156	0.156	4.0	0.093 - 0.156	2.4 - 4.0	0.391	9.9	0.188	4.8	0.31	7.9	1000
MB-5-156	0.156	4.0	0.156 - 0.219	4.0 - 5.6	0.391	9.9	0.188	4.8	0.31	7.9	1000
MB-7-156	0.156	4.0	0.219 - 0.281	5.6 - 7.1	0.391	9.9	0.188	4.8	0.31	7.9	1000
MB-9-156	0.156	4.0	0.281 - 0.343	7.1 - 8.7	0.391	9.9	0.188	4.8	0.31	7.9	1000
MB-11-156	0.156	4.0	0.343 - 0.406	8.7 - 10.3	0.391	9.9	0.188	4.8	0.31	7.9	1000
MB-1-187	0.187	4.8	0.031 - 0.093	0.8 - 2.4	0.484	12.3	0.188	4.8	0.31	7.9	1000
MB-3-187	0.187	4.8	0.093 - 0.156	2.4 - 4.0	0.484	12.3	0.188	4.8	0.31	7.9	1000
MB-5-187	0.187	4.8	0.156 - 0.219	4.0 - 5.6	0.484	12.3	0.188	4.8	0.31	7.9	1000
MB-7-187	0.187	4.8	0.219 - 0.281	5.6 - 7.1	0.484	12.3	0.188	4.8	0.31	7.9	1000
MB-9-187	0.187	4.8	0.281 - 0.343	7.1 - 8.7	0.484	12.3	0.188	4.8	0.31	7.9	1000
MB-11-187	0.187	4.8	0.343 - 0.406	8.7 - 10.3	0.484	12.3	0.188	4.8	0.31	7.9	1000

## SLPA Series Snap Lock Pin with Arrowhead



Specifications:

- Material: UL94 V-2 Nylon 6/6
- Color: Natural

Features:

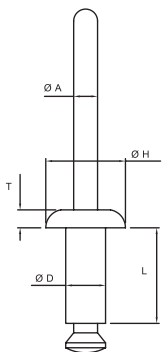
- Fixes connectors to PCB's
- Easily installed by hand

Item No.	Ø Hole		A		Bulk Pack Qty
	in	mm	in	mm	
SLPA125-187-01	0.125	3.2	0.187	4.7	1000
SLPA125-250-01	0.125	3.2	0.250	6.4	1000
SLPA125-312-01	0.125	3.2	0.312	7.9	1000
SLPA125-375-01	0.125	3.2	0.375	9.5	1000
SLPA125-500-01	0.125	3.2	0.500	12.7	1000
SLPA125-625-01	0.125	3.2	0.625	15.9	1000
SLPA125-750-01	0.125	3.2	0.750	19.1	1000



**CR**  
Expansion Blind Rivet

**PUSH IN FASTENERS / RIVETS**



**Specifications:**

- Material: Rivet; Nylon 6/6, Mandrel; Polycarbonate
- Color: Black; Mandrel: Clear

**Features:**

- Set without the need for access to back of panel
- Set by pulling the mandrel head into the rivet body, expanding the rivet body and causing it to flare against the reverse side
- When sufficient force is applied, the mandrel will snap at its break point
- Installed with a pop rivet installation tool (not offered)

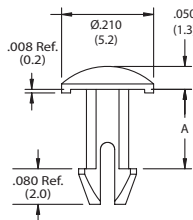
Item No.	Hole Ø		Panel Thickness		Ø D		L		Ø H		T		Ø A		Pack Qty
	In	mm	In	mm	In	mm	In	mm	In	mm	In	mm	In	mm	
CR32-1-1	0.130	3.3	0.040 - 0.160	1.0 - 4.0	0.130	3.2	0.250	6.4	0.250	6.4	0.060	1.4	0.080	2.1	1000
CR32-2-1	0.130	3.3	0.160 - 0.280	4.1 - 7.0	0.130	3.2	0.380	9.6	0.250	6.4	0.060	1.4	0.080	2.1	1000
CR32-3-1	0.130	3.3	0.280 - 0.390	7.0 - 10.0	0.130	3.2	0.500	12.7	0.250	6.4	0.060	1.4	0.080	2.1	1000
CR40-1-1	0.160	4.1	0.040 - 0.160	1.0 - 4.0	0.160	4.0	0.250	6.4	0.310	8.0	0.070	1.8	0.090	2.4	1000
CR40-2-1	0.160	4.1	0.160 - 0.280	4.1 - 7.0	0.160	4.0	0.380	9.6	0.310	8.0	0.070	1.8	0.090	2.4	1000
CR40-3-1	0.160	4.1	0.280 - 0.390	7.0 - 10.0	0.160	4.0	0.500	12.7	0.310	8.0	0.070	1.8	0.090	2.4	1000
CR48-1-1	0.190	4.9	0.060 - 0.200	1.5 - 5.0	0.190	4.8	0.310	8.0	0.380	9.6	0.080	2.0	0.110	2.8	500
CR48-2-1	0.190	4.9	0.200 - 0.310	5.0 - 8.0	0.190	4.8	0.440	11.2	0.380	9.6	0.080	2.0	0.110	2.8	500
CR48-3-1	0.190	4.9	0.310 - 0.430	8.0 - 11.0	0.190	4.8	0.570	14.4	0.380	9.6	0.080	2.0	0.110	2.8	500
CR56-1-1	0.220	5.7	0.080 - 0.220	2.0 - 5.5	0.220	5.6	0.380	9.6	0.470	12.0	0.090	2.2	0.130	3.4	500
CR56-2-1	0.220	5.7	0.220 - 0.330	5.5 - 8.5	0.220	5.6	0.500	12.7	0.470	12.0	0.090	2.2	0.130	3.4	500
CR56-3-1	0.220	5.7	0.330 - 0.470	8.5 - 12.0	0.220	5.6	0.630	15.9	0.470	12.0	0.090	2.2	0.130	3.4	500

**SLP Series**  
Snap Lock Pin

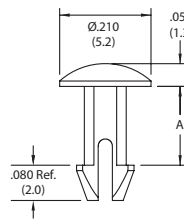


**Specifications:**

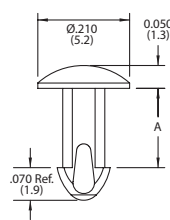
- Material: UL94 V-2 Nylon 6/6
- Color: Natural




Type 1



Type 2




Type 3



Item No.			Ø Hole	Panel Thickness A	Ø Head	Bulk Pack Qty
Type 1	Type 2	Type 3				
SLP100-177-01	SLP-1-177-01	SLP-2-177-01	0.098	0.177	0.210	1000
SLP100-221-01	SLP-1-221-01	SLP-2-221-01	0.098	0.221	0.210	1000
SLP100-236-01	SLP-1-236-01	SLP-2-236-01	0.098	0.236	0.210	1000
SLP100-245-01	SLP-1-245-01	SLP-2-245-01	0.098	0.245	0.210	1000
SLP100-307-01	SLP-1-307-01	SLP-2-307-01	0.098	0.307	0.210	1000
SLP100-316-01	SLP-1-316-01	SLP-2-316-01	0.098	0.316	0.210	1000
SLP100-330-01	SLP-1-330-01	SLP-2-330-01	0.098	0.33	0.210	1000
SLP100-413-01	SLP-1-413-01	SLP-2-413-01	0.098	0.413	0.210	1000
SLP100-638-01	SLP-1-638-01	SLP-2-638-01	0.098	0.638	0.210	1000
—	SLP125-187-01	—	0.125	0.187	0.200	1000

**HSR Series**  
Heat Sink Spring Mount Rivet

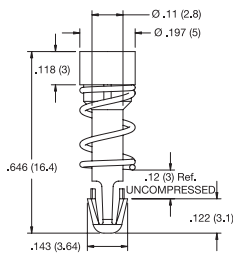


**Specifications:**

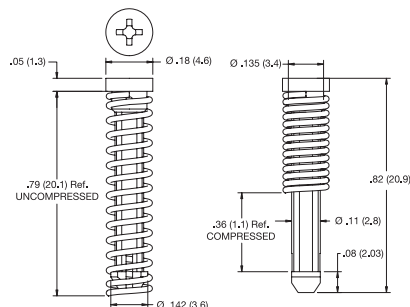
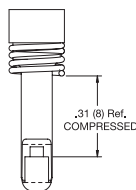
- Material: UL94 V-2 Nylon 6/6
- Color: Natural

**Features:**

- Fastens a heat sink to a processor chip on a PCB
- The spring provides continuous pressure to the heat sink until thermal adhesive cures
- HSR-2 can be installed by using a phillips head screwdriver



HSR-1



HSR-2

Item No.	Heat Sink Ø Hole		PCB Ø Hole		Spring Material	Bulk Pack Qty
	In	mm	In	mm		
HSR-1	0.125 - 0.157	3.2 - 4.0	0.118	3.0	Spring Steel, Chrome Plating	1000
HSR-2	0.120 - 0.140	3.1 - 3.5	0.122	13.1	Stainless Steel	1000



PUSH IN FASTENERS

27PIF Series Push In Fasteners

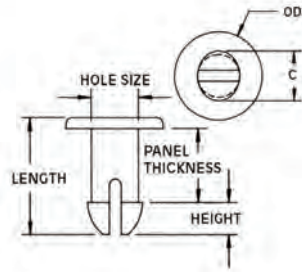


Specifications:

- Material: UL94 V-2 Nylon 6/6
- Color: Natural

Features:

- Provides an inexpensive, fast, convenient method to join plastic, light sheet metal, insulating materials, circuit boards, or any other thin, lightweight material
- Specially designed legs provide compression and expansion to lock fastener into pre-punched holes
- Vibration, abrasion and corrosion resistant
- Features large heads for easier assembly and can be reused



Item No.	Ø Hole		Panel Thickness		OD		Height		C		Length		Bulk Pack Qty
	in	mm	in	mm	in	mm	in	mm	in	mm	in	mm	
27PIF0021	0.080	2.0	0.200	5.1	0.186	4.7	0.065	1.7	0.104	2.6	0.297	7.5	1000
27PIF0030	0.089	2.3	0.125	3.2	0.135	3.4	0.070	1.8	0.110	2.8	0.235	6.0	1000
27PIF0041	0.089	2.3	0.121	3.1	0.312	7.9	0.085	2.2	0.145	3.7	0.246	6.3	1000
27PIF0035	0.089	2.3	0.125	3.2	0.312	7.9	0.070	1.8	0.110	2.8	0.235	6.0	1000
27PIF0036	0.090	2.3	0.066	1.7	0.187	4.8	0.075	1.9	0.100	2.5	0.179	4.6	1000
27PIF0110	0.090	2.3	0.140	3.6	0.187	4.8	0.090	2.3	0.135	3.4	0.300	7.6	1000
27PIF0059	0.090	2.3	0.145	3.7	0.187	4.8	0.065	1.7	0.105	2.7	0.255	6.5	1000
27PIF0130	0.090	2.3	0.245	6.2	0.187	4.7	0.060	1.5	0.135	3.4	0.375	9.5	1000
27PIF0115	0.090	2.3	0.307	7.8	0.200	5.1	0.080	2.0	0.130	3.3	0.437	11.1	1000
27PIF0117	0.090	2.3	0.638	16.2	0.200	5.1	0.080	2.0	0.130	3.3	0.768	19.5	1000
27PIF0108	0.093	2.4	0.460	11.7	0.155	3.9	0.085	2.2	0.135	3.4	0.595	15.1	1000
27PIF0039	0.093	2.4	0.115	2.9	0.250	6.4	0.085	2.2	0.145	3.7	0.240	6.1	1000
27PIF0038	0.093	2.4	0.055	1.4	0.281	7.1	0.078	2.0	0.100	2.5	0.165	4.2	1000
27PIF0040	0.093	2.4	0.093	2.4	0.281	7.1	0.068	1.7	0.105	2.7	0.194	4.9	1000
27PIF0056	0.095	2.4	0.315	8.0	0.141	3.6	0.075	1.9	0.135	3.4	0.450	11.4	1000
27PIF0013	0.095	2.4	0.533	13.5	0.187	4.8	0.087	2.2	0.130	3.3	0.675	17.2	1000
27PIF0019	0.095	2.4	0.445	11.3	0.250	6.4	0.085	2.2	0.145	3.7	0.590	15.0	1000
27PIF0069	0.095	2.4	0.095	2.4	0.312	7.9	0.075	1.9	0.145	3.7	0.218	5.5	1000
27PIF0012	0.096	2.4	0.268	6.8	0.175	4.5	0.090	2.3	0.140	3.6	0.400	10.2	1000
27PIF0114	0.110	2.8	0.813	20.7	0.248	6.3	0.140	3.6	0.144	3.7	1.017	25.8	1000
27PIF0075	0.112	2.8	0.550	14.0	0.250	6.4	0.135	3.4	0.145	3.7	0.745	18.9	1000
27PIF0128	0.112	2.8	0.670	17.0	0.250	6.4	0.135	3.4	0.145	3.7	0.865	22.0	1000
27PIF0047	0.115	2.9	0.121	3.1	0.203	5.2	0.105	2.7	0.145	3.7	0.260	6.6	1000
27PIF0044	0.115	2.9	0.135	3.4	0.203	5.2	0.135	3.4	0.140	3.6	0.295	7.5	1000
27PIF0043	0.115	2.9	0.156	4.0	0.203	5.2	0.135	3.4	0.140	3.6	0.320	8.1	1000
27PIF0011	0.115	2.9	0.208	5.3	0.203	5.2	0.083	2.1	0.140	3.6	0.320	8.1	1000
27PIF0032	0.115	2.9	0.235	6.0	0.203	5.2	0.066	1.7	0.145	3.7	0.341	8.7	1000
27PIF0045	0.115	2.9	0.235	6.0	0.203	5.2	0.070	1.8	0.137	3.5	0.345	8.8	1000
27PIF0046	0.115	2.9	0.250	6.4	0.203	5.2	0.106	2.7	0.145	3.7	0.395	10.0	1000
27PIF0077	0.118	3.0	0.320	8.1	0.234	6.0	0.084	2.1	0.145	3.7	0.437	11.1	1000
27PIF0023	0.120	3.1	0.075	1.9	0.187	4.8	0.060	1.5	0.150	3.8	0.190	4.8	1000
27PIF0123	0.120	3.0	0.170	4.3	0.203	5.2	0.083	2.1	0.170	4.3	0.295	7.5	1000
27PIF0122	0.120	3.0	0.195	5.0	0.203	5.2	0.083	2.1	0.170	4.3	0.320	8.1	1000
27PIF0104	0.120	3.1	0.750	19.1	0.234	0.2	0.082	2.1	0.164	4.2	0.875	22.2	1000
27PIF0121	0.120	3.0	0.602	15.3	0.312	7.9	0.080	2.0	0.165	4.2	0.732	18.6	1000
27PIF0120	0.124	3.2	0.080	2.0	0.234	6.0	0.060	1.5	0.180	4.6	0.180	4.6	1000
27PIF0026	0.124	3.2	0.080	2.0	0.234	6.0	0.070	1.8	0.180	4.6	0.205	5.2	1000
27PIF0020	0.124	3.2	0.080	2.0	0.234	6.0	0.080	2.0	0.180	4.6	0.200	5.1	1000
27PIF0025	0.124	3.2	1.010	25.7	0.234	6.0	0.082	2.1	0.164	4.2	1.130	28.7	500
27PIF0018	0.128	3.3	0.230	5.8	0.203	5.2	0.098	2.5	0.156	4.0	0.365	9.3	1000
27PIF0042	0.130	3.3	0.190	4.8	0.203	5.2	0.090	2.3	0.180	4.6	0.320	8.1	1000
27PIF0029	0.130	3.3	0.210	5.3	0.203	5.2	0.091	2.3	0.179	4.6	0.342	8.7	1000
27PIF0095	0.145	3.7	0.130	3.3	0.594	15.1	0.125	3.2	0.205	5.2	0.305	7.8	1000
27PIF0010	0.148	3.8	0.220	5.6	0.500	12.7	0.110	2.8	0.200	5.1	0.400	10.2	500
27PIF0015	0.152	3.9	0.030	0.8	0.328	8.3	0.130	3.3	0.162	4.1	0.200	5.1	1000
27PIF0114	0.157	4.0	0.440	11.2	0.391	9.9	0.113	2.9	0.200	5.1	0.613	15.6	1000
27PIF0109	0.160	4.1	0.080	2.0	0.234	5.9	0.060	1.5	0.200	5.1	0.180	4.6	1000
27PIF0107	0.160	4.1	0.195	5.0	0.310	7.9	0.200	5.1	0.200	5.1	0.450	11.4	1000
27PIF0017	0.160	4.1	0.130	3.3	0.344	8.7	0.110	2.8	0.200	5.1	0.270	6.9	1000
27PIF0049	0.160	4.1	0.450	11.4	0.344	8.7	0.160	4.1	0.200	5.1	0.680	17.3	1000
27PIF0033	0.160	4.1	0.505	12.8	0.375	9.5	0.130	3.3	0.200	5.1	0.705	17.9	1000
27PIF0048	0.160	4.1	0.315	8.0	0.391	9.9	0.113	2.9	0.208	5.3	0.488	12.4	1000
27PIF0102	0.165	4.2	0.050	1.3	0.300	7.6	0.137	3.5	0.202	5.1	0.337	8.6	1000
27PIF0081	0.165	4.2	0.125	3.2	0.343	8.7	0.137	3.5	0.202	5.1	0.310	7.9	1000
27PIF0051	0.165	4.2	0.065	1.7	0.344	8.7	0.137	3.5	0.202	5.1	0.325	8.3	1000
27PIF0050	0.165	4.2	0.125	3.2	0.344	8.7	0.137	3.5	0.202	5.1	0.305	7.8	1000
27PIF0119	0.165	4.2	1.062	27.0	0.375	9.5	0.177	4.5	0.202	5.1	1.269	32.2	500
27PIF0027	0.165	4.2	1.062	27.0	0.375	9.5	0.177	4.5	0.202	5.1	1.303	33.1	500
27PIF0080	0.165	4.2	1.125	28.6	0.375	9.5	0.170	4.3	0.202	5.1	1.365	34.7	500
27PIF0079	0.172	4.4	0.950	24.1	0.563	14.3	0.174	4.4	0.228	5.8	1.200	30.5	500
27PIF0053	0.175	4.5	0.242	6.2	0.344	8.7	0.174	4.4	0.224	5.7	0.490	12.5	1000
27PIF0113	0.175	4.4	0.560	14.2	0.344	8.7	0.145	3.7	0.224	5.7	0.765	19.4	1000
27PIF0028	0.175	4.5	0.875	22.2	0.344	8.7	0.174	4.4	0.224	5.7	1.115	28.3	500
27PIF0127	0.175	4.4	0.465	11.8	0.437	11.1	0.176	4.5	0.224	5.7	0.711	18.1	1000
27PIF0055	0.180	4.6	0.555	14.1	0.344	8.7	0.145	3.7	0.225	5.7	0.770	19.6	1000
27PIF0052	0.180	4.6	0.556	14.1	0.344	8.7	0.153	3.9	0.225	5.7	0.780	19.8	1000
27PIF0037	0.180	4.6	0.636	16.2	0.375	9.5	0.180	4.6	0.220	5.6	0.875	22.2	1000
27PIF0106	0.180	4.6	0.340	8.6	0.380	9.7	0.180	4.6	0.220	5.6	0.580	14.7	1000
27PIF0116	0.180	4.6	0.320	8.1	0.750	19.1	0.180	4.6	0.220	5.6	0.559	14.2	1000
27PIF0034	0.180	4.6	0.636	16.2	0.750	19.1	0.180	4.6	0.220	5.6	0.875	22.2	500
27PIF0124	0.192	4.9	1.010	25.7	0.375	9.5	0.125	3.2	0.235	6.0	1.187	30.2	1000
27PIF0125	0.192	4.9	1.510	38.4	0.375	9.5	0.125	3.2	0.235	6.0	1.687	42.9	1000
27PIF0111	0.195	5.0	0.130	3.3	0.320	8.1	0.110	2.8	0.220	5.6	0.290	7.4	1000
27PIF0112	0.195	5.0	0.180	4.6	0.320	8.1	0.110	2.8	0.220	5.6	0.340	8.6	1000
27PIF0076	0.197	5.0	0.129	3.3	0.469	11.9	0.148	3.8	0.238	6.1	0.399	10.1	1000
27PIF0058	0.200	5.1	0.121	3.1	0.469	11.9	0.153	3.9	0.238	6.1	0.324	8.2	1000
27PIF0060	0.200	5.1	0.156	3.9	0.469	11.9	0.125	3.2	0.228	5.8	0.333	8.5	1000

(Continued on next page > )



# PUSH IN FASTENERS / SCREW ANCHORS

## 27PIF Series (continued) Push In Fasteners

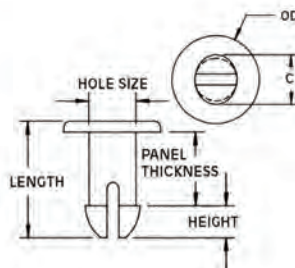


**Specifications:**

- Material: UL94 V-2 Nylon 6/6
- Color: Natural

**Features:**

- Provides an inexpensive, fast, convenient method to join plastic, light sheet metal, insulating materials, circuit boards, or any other thin, lightweight material
- Specially designed legs provide compression and expansion to lock fastener into pre-punched holes
- Vibration, abrasion and corrosion resistant
- Features large heads for easier assembly and can be reused



Item No.	Ø Hole		Panel Thickness		OD		Height		C		Length		Bulk Pack Qty
	in	mm	in	mm	in	mm	in	mm	in	mm	in	mm	
27PIF0061	0.203	5.2	0.368	9.4	0.344	8.7	0.105	2.7	0.236	6.0	0.540	13.7	1000
27PIF0078	0.217	5.5	0.250	6.4	0.406	10.3	0.100	2.5	0.278	7.1	0.395	10.0	1000
27PIF0031	0.230	5.8	0.503	12.8	0.391	9.9	0.210	5.3	0.295	7.5	1.083	27.5	500
27PIF0062	0.230	5.8	1.730	43.9	0.391	9.9	0.222	5.6	0.295	7.5	2.010	51.1	1000
27PIF0088	0.239	6.1	0.219	5.6	0.500	12.7	0.175	4.4	0.277	7.0	0.445	11.3	1000
27PIF0063	0.240	6.1	0.276	7.0	0.453	11.5	0.142	3.6	0.295	7.5	0.460	11.7	500
27PIF0066	0.240	6.1	0.330	8.4	0.453	11.5	0.187	4.8	0.295	7.5	0.555	14.1	500
27PIF0090	0.240	6.1	0.281	7.1	0.500	12.7	0.176	4.5	0.280	7.1	0.513	13.0	1000
27PIF0092	0.240	6.1	0.345	8.8	0.500	12.7	0.177	4.5	0.281	7.1	0.578	14.7	1000
27PIF0098	0.240	6.1	0.438	11.1	0.500	12.7	0.176	4.5	0.281	7.1	0.672	17.1	1000
27PIF0096	0.240	6.1	0.466	11.8	0.500	12.7	0.183	4.6	0.280	7.1	0.701	17.8	500
27PIF0097	0.240	6.1	0.498	12.7	0.500	12.7	0.162	4.1	0.283	7.2	0.713	18.1	500
27PIF0085	0.241	6.1	0.127	3.2	0.500	12.7	0.185	4.7	0.281	7.1	0.361	9.2	1000
27PIF0087	0.241	6.1	0.189	4.8	0.500	12.7	0.156	4.0	0.278	7.1	0.395	10.0	1000
27PIF0089	0.241	6.1	0.250	6.4	0.500	12.7	0.175	4.4	0.283	7.2	0.487	12.4	1000
27PIF0091	0.241	6.1	0.314	8.0	0.500	12.7	0.152	3.9	0.281	7.1	0.520	13.2	500
27PIF0086	0.242	6.2	0.156	4.0	0.500	12.7	0.170	4.3	0.281	7.1	0.380	9.7	1000
27PIF0093	0.242	6.2	0.375	9.5	0.500	12.7	0.166	4.2	0.281	7.1	0.609	15.5	1000
27PIF0064	0.243	6.2	0.300	7.6	0.453	11.5	0.170	4.3	0.298	7.6	0.535	13.6	1000
27PIF0083	0.243	6.2	0.064	1.6	0.500	12.7	0.138	3.5	0.280	7.1	0.262	6.7	500
27PIF0022	0.243	6.2	0.064	1.6	0.500	12.7	0.185	4.7	0.280	7.1	0.370	9.4	500
27PIF0094	0.243	6.2	0.400	10.2	0.500	12.7	0.175	4.4	0.282	7.2	0.638	16.2	500
27PIF0084	0.245	6.2	0.099	2.5	0.500	12.7	0.168	4.3	0.280	7.1	0.324	8.2	1000
27PIF0118	0.245	6.2	0.250	6.4	0.500	12.7	0.187	4.8	0.290	7.4	0.497	12.6	1000
27PIF0071	0.245	6.2	0.250	6.4	0.594	15.1	0.187	4.8	0.290	7.4	0.497	12.6	500
27PIF0072	0.245	6.2	0.365	9.3	0.594	15.1	0.187	4.8	0.290	7.4	0.622	15.8	500
27PIF0024	0.245	6.2	0.365	9.3	0.594	15.1	0.187	4.8	0.295	7.5	0.685	17.4	500
27PIF0065	0.245	6.2	0.480	12.2	0.594	15.1	0.175	4.5	0.293	7.4	0.715	18.2	500
27PIF0100	0.250	6.4	1.543	39.2	0.375	9.5	0.205	5.2	0.295	7.5	1.875	47.6	500
27PIF0054	0.255	6.5	0.197	5.0	0.344	8.7	0.185	4.7	0.295	7.5	0.415	10.5	1000
27PIF0073	0.260	6.6	0.171	4.3	0.344	8.7	0.187	4.8	0.295	7.5	0.380	9.7	1000
27PIF0067	0.260	6.6	0.171	4.3	0.500	12.7	0.187	4.8	0.295	7.5	0.405	10.3	1000
27PIF0070	0.260	6.6	0.171	4.3	0.594	15.1	0.187	4.8	0.295	7.5	0.418	10.6	500
27PIF0105	0.270	6.9	1.065	27.1	0.625	15.9	0.360	9.1	0.360	9.1	1.500	38.1	1000
27PIF0074	0.275	7.0	0.405	10.3	0.594	15.1	0.160	4.1	0.315	8.0	0.620	15.8	500
27PIF0101	0.285	7.2	0.154	3.9	0.680	17.3	0.255	6.5	0.347	8.8	0.473	12.0	1000
27PIF0016	0.288	7.3	0.260	6.6	0.687	17.5	0.265	6.7	0.355	9.0	0.586	14.9	500
27PIF0068	0.290	7.4	0.140	3.6	0.687	17.5	0.243	6.2	0.360	9.1	0.468	11.9	1000
27PIF0082	0.290	7.4	0.250	6.4	0.687	17.5	0.258	6.6	0.360	9.1	0.585	14.9	500
27PIF0057	0.305	7.7	0.120	3.1	0.438	11.1	0.236	6.0	0.380	9.7	0.426	10.8	1000
27PIF0131	0.344	8.7	0.203	5.2	0.406	10.3	0.280	7.1	0.375	9.5	0.530	13.5	1000
27PIF0126	0.350	8.9	0.768	19.5	0.492	12.5	0.172	4.4	0.415	10.5	1.140	29.0	1000
27PIF0099	0.360	9.1	1.020	25.9	0.500	12.7	0.380	9.7	0.475	12.1	1.460	37.1	1000

## 61WA Screw Anchors

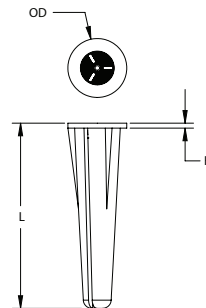


**Specifications:**

- Material: UL94 V-2 Nylon 6/6
- Color: Natural


**Features:**

- For use with metal, sheet metal, or wood screws (not included)
- Can be used in wood, masonry block, concrete, tile, brick or sheet metal
- Twist resisting flange for use in thin wall and hollow materials
- Can be color coded for size identification



Item No.	Screw Size	Hole Size		OD		H		L		Bulk Pack Qty
		in	mm	in	mm	in	mm	in	mm	
61WA210875	#6-8	0.188	4.8	0.313	7.9	0.037	0.9	0.875	22.2	1000
61WA281700	#10-12	0.250	6.4	0.375	9.5	0.037	0.9	1.078	27.4	1000
61WA351385	#14-16	0.313	7.9	0.438	11.1	0.037	0.9	1.375	31.9	1000

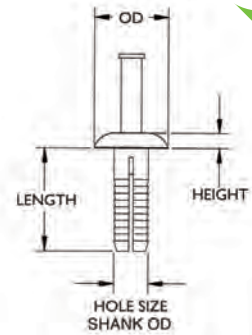


**ANCHOR RIVETS****61APF/APM/APR/APT****Anchor Rivets with Plastic Drive Pins****Specifications:**



- Body Material: Impact Modified Nylon
- Pin Material: Acetal
- Color: White

**Features:**

- Fast, easy installation
- High strength
- For solid or hollow materials including wood, concrete, plaster, metal, plastic, tile block or mortar



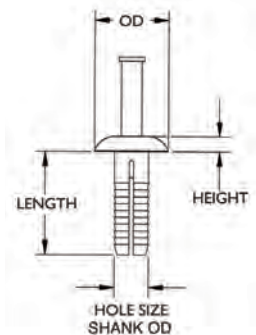
Item No.	Head Style	Shank Ø / Hole Size		Length		OD		Height		Bulk Pack Qty
		in	mm	in	mm	in	mm	in	mm	
61APM18075	Mushroom	0.188	4.8	0.750	19.1	0.563	14.3	0.110	2.8	1000
61APM25075	Mushroom	0.250	6.4	0.750	19.1	0.563	14.3	0.110	2.8	1000
61APM25100	Mushroom	0.250	6.4	1.000	25.4	0.563	14.3	0.110	2.8	1000
61APM25150	Mushroom	0.250	6.4	1.500	38.1	0.563	14.3	0.110	2.8	1000
61APR18075	Round	0.188	4.8	0.750	19.1	0.438	11.1	0.125	3.2	1000
61APR25075	Round	0.250	6.4	0.750	19.1	0.438	11.1	0.125	3.2	1000
61APR25100	Round	0.250	6.4	1.000	25.4	0.438	11.1	0.125	3.2	1000
61APR25150	Round	0.250	6.4	1.500	38.1	0.438	11.1	0.125	3.2	1000
61APT18075	Truss	0.188	4.8	0.750	19.1	0.625	15.9	0.110	2.8	1000
61APT25075	Truss	0.250	6.4	0.750	19.1	0.625	15.9	0.110	2.8	1000
61APT25100	Truss	0.250	6.4	1.000	25.4	0.625	15.9	0.110	2.8	1000
61APT25125	Truss	0.250	6.4	1.250	31.8	0.625	15.9	0.110	2.8	1000
61APT25150	Truss	0.250	6.4	1.500	38.1	0.625	15.9	0.110	2.8	1000
61APF25056	Flat	0.250	6.4	0.563	14.3	0.438	11.1	0.108	2.7	1000
61APF25075	Flat	0.250	6.4	0.750	19.1	0.438	11.1	0.108	2.7	1000

**61ASM/ASR/AST****Anchor Rivets with Steel Drive Pins****Specifications:**

- Body Material: Impact Modified Nylon
- Drive Pin Material: Zinc Plated Steel
- Color: White

**Features:**

- Fast, easy installation
- High strength
- Provides thermal and electrical insulation
- High pullout force

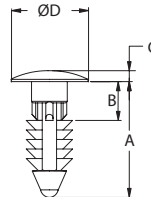



Item No.	Head Style	Shank Ø / Hole Size		Length		OD		Height		Bulk Pack Qty
		in	mm	in	mm	in	mm	in	mm	
61ASM18075	Mushroom	0.188	4.8	0.750	19.1	0.563	14.3	0.110	2.8	1000
61ASM18100	Mushroom	0.188	4.8	1.000	25.4	0.563	14.3	0.110	2.8	1000
61ASM25075	Mushroom	0.250	6.4	0.750	19.1	0.563	14.3	0.110	2.8	1000
61ASM25100	Mushroom	0.250	6.4	1.000	25.4	0.563	14.3	0.110	2.8	1000
61ASM25150	Mushroom	0.250	6.4	1.500	38.1	0.563	14.3	0.110	2.8	1000
61ASR18075	Round	0.188	4.8	0.750	19.1	0.438	11.1	0.125	3.2	1000
61ASR18100	Round	0.188	4.8	1.000	25.4	0.438	11.1	0.125	3.2	1000
61ASR25075	Round	0.250	6.4	0.750	19.1	0.438	11.1	0.125	3.2	1000
61ASR25100	Round	0.250	6.4	1.000	25.4	0.438	11.1	0.125	3.2	1000
61ASR25150	Round	0.250	6.4	1.500	38.1	0.438	11.1	0.125	3.2	1000
61AST18075	Truss	0.188	4.8	0.750	19.1	0.625	15.9	0.110	2.8	1000
61AST18100	Truss	0.188	4.8	1.000	25.4	0.625	15.9	0.110	2.8	1000
61AST25075	Truss	0.250	6.4	0.750	19.1	0.625	15.9	0.110	2.8	1000
61AST25100	Truss	0.250	6.4	1.000	25.4	0.625	15.9	0.110	2.8	1000
61AST25150	Truss	0.250	6.4	1.500	38.1	0.625	15.9	0.110	2.8	1000



# PAWL LOCKS / FIR TREE RIVETS

## PL Series Pawl Lock

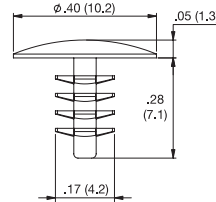

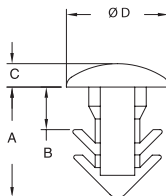


Specifications:

- Material: UL94 V-2 Nylon 6/6
- Color: Natural

Item No.	Ø Hole		B		Ø D		A		C		Bulk Pack Qty
	in	mm	in	mm	in	mm	in	mm	in	mm	
PL-250-10-01	0.250	6.4	0.125	3.2	0.500	12.7	0.606	15.4	0.078	2.0	1000
PL-250-12-01	0.250	6.4	0.264	6.7	0.500	12.7	0.751	19.1	0.070	1.8	1000
PL-250-20-01	0.216	5.5	0.082	2.1	0.354	9.0	0.984	25.0	0.070	1.8	1000

## MPLE/FPF Series Mini Pawl Lock



Specifications:

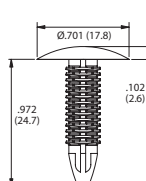
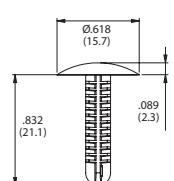
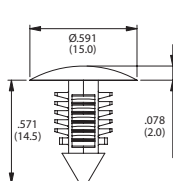
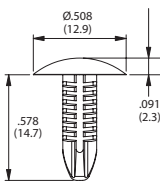
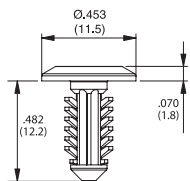

- Material: UL94 V-2 Nylon 6/6
- Color: Natural

MPLE

FPF

Item No.	Ø Hole		B		Ø D		A		C		Bulk Pack Qty
	in	mm	in	mm	in	mm	in	mm	in	mm	
MPLE-3.2M-01	0.126	3.2	0.08	2.0	0.19	4.8	0.19	4.8	0.04	1.1	1000
MPLE-32M/35M-01	0.126 - 0.138	3.2 - 3.5	0.08	2.0	0.19	4.8	0.20	5.2	0.04	1.1	1000
FPF-7-01	0.139	3.5	—	—	0.40	10.2	0.28	7.1	0.05	1.3	1000

## BPF Series Barbed Push Fastener



Type 1

Type 2

Type 3

Type 4

Type 5

Specifications:

- Material: Nylon 6/6
- Color: Black

Item No.	Ø Hole		Panel Thickness		Ø Head		Lock Length		Head Thickness		Type	Flame Rating	Bulk Pack Qty
	in	mm	in	mm	in	mm	in	mm	in	mm			
BPF-A414	0.185	4.7	0.031 - 0.118	0.8 - 3.0	0.453	11.5	0.482	12.2	0.070	1.8	1	UL94 V-0	1000
BPF-F4410	0.197	5.0	0.059 - 0.295	1.5 - 7.5	0.508	12.9	0.578	14.7	0.091	2.3	2	UL94 V-2	1000
BPF-F3T31	0.197	5.0	0.079 - 0.394	2.0 - 10.0	0.618	15.7	0.832	21.1	0.089	2.3	4	UL94 V-0	1000
BPF-F2495	0.276	7.0	0.125 - 0.236	3.2 - 6.0	0.591	15.0	0.571	14.5	0.078	2.0	3	UL94 V-0	1000
BPF-F1G12	0.276	7.0	0.079 - 0.591	2.0 - 15.0	0.701	17.8	0.972	24.7	0.102	2.6	5	UL94 V-0	1000

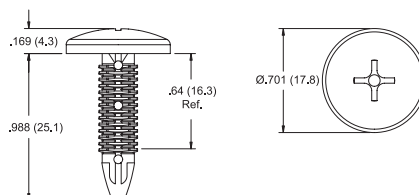
## BPFR Series Removable Fir-Tree Rivet

Specifications:

- Material: UL94 V-0 Nylon 6/6
- Color: Black

Features:

- Removable from threaded holes using a phillips head screwdriver



Item No.	Threaded Hole	Non-Threaded Hole		Minimum Panel Thickness		Bulk Pack Qty
		in	mm	in	mm	
BPFR-1	5/16 (M8)	0.276	7.0	0.236	6.0	1000



# FIR TREE RIVETS

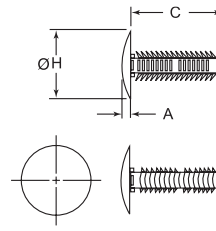
## XT/RBF/27MXT/27XT Series Fir Tree Rivets

### Specifications:

- Material: UL94 V-2 Nylon 6/6
- Color: Black

### Features:

- Ribbed design ensures fast and easy installation while securely holding onto various materials like wood, metal, foam, rubber and plastic
- When pushed into a hole the flexible ribs deflect then spring back to lock securely in place



Item No.	Ø Hole		Panel Thickness		Ø H		C		A		Bulk Pack Qty
	in	mm	in	mm	in	mm	in	mm	in	mm	
• 27MXT003003	0.118	3.0	0.062 - 0.118	1.6 - 3.0	0.330	8.4	0.191	4.9	0.062	1.6	1000
• 27MXT003006	0.118	3.0	0.062 - 0.236	1.6 - 6.0	0.330	8.4	0.298	7.6	0.062	1.6	1000
• 27MXT003003	0.118	3.0	0.062 - 0.394	1.6 - 10.0	0.330	8.4	0.459	11.7	0.062	1.6	1000
• 27XT1250125	0.125	3.2	0.062 - 0.125	1.6 - 3.2	0.344	8.7	0.208	5.3	0.062	1.6	1000
• 27XT1250250	0.125	3.2	0.062 - 0.250	1.6 - 6.4	0.344	8.7	0.321	8.2	0.062	1.6	1000
• 27XT1250375	0.125	3.2	0.062 - 0.375	1.6 - 9.5	0.344	8.7	0.458	11.6	0.062	1.6	1000
• 27XT1250625	0.125	3.2	0.062 - 0.625	1.6 - 15.9	0.344	8.7	0.708	18.0	0.062	1.6	1000
• 27MXT004006	0.157	4.0	0.062 - 0.236	1.6 - 6.0	0.440	11.2	0.328	8.3	0.078	2.0	1000
• 27MXT004010	0.157	4.0	0.062 - 0.394	1.6 - 10.0	0.440	11.2	0.482	12.2	0.078	2.0	1000
• RBF-4-8-6-8	0.157	4.0	0.080 - 0.170	2.1 - 4.3	0.315	8.0	0.339	8.6	0.039	1.0	1000
• RBF-4-8-6-12	0.157	4.0	0.080 - 0.170	2.1 - 4.3	0.472	12.0	0.339	8.6	0.059	1.5	1000
• RBF-4-8-6-16	0.157	4.0	0.080 - 0.170	2.1 - 4.3	0.630	16.0	0.339	8.6	0.079	2.0	1000
• RBF-4-11-1-8	0.157	4.0	0.080 - 0.280	2.1 - 7.2	0.315	8.0	0.437	11.1	0.039	1.0	1000
• RBF-4-11-1-12	0.157	4.0	0.080 - 0.280	2.1 - 7.2	0.472	12.0	0.437	11.1	0.059	1.5	1000
• RBF-4-11-1-16	0.157	4.0	0.080 - 0.280	2.1 - 7.2	0.630	16.0	0.437	11.1	0.079	2.0	1000
• RBF-4-15-8	0.157	4.0	0.220 - 0.420	5.7 - 10.7	0.315	8.0	0.591	15.0	0.039	1.0	1000
• RBF-4-15-12	0.157	4.0	0.220 - 0.420	5.7 - 10.7	0.472	12.0	0.591	15.0	0.059	1.5	1000
• RBF-4-15-16	0.157	4.0	0.220 - 0.420	5.7 - 10.7	0.630	16.0	0.591	15.0	0.079	2.0	1000
• RBF-4-8-8-8	0.188	4.8	0.080 - 0.170	2.1 - 4.3	0.315	8.0	0.339	8.6	0.039	1.0	1000
• RBF-4-8-8-12	0.188	4.8	0.080 - 0.170	2.1 - 4.3	0.472	12.0	0.339	8.6	0.059	1.5	1000
• RBF-4-8-8-16	0.188	4.8	0.080 - 0.170	2.1 - 4.3	0.630	16.0	0.339	8.6	0.079	2.0	1000
• 27XT1880250	0.188	4.8	0.062 - 0.250	1.6 - 6.4	0.500	12.7	0.348	8.8	0.078	2.0	1000
• RBF-4-8-11-1-8	0.188	4.8	0.080 - 0.280	2.1 - 7.2	0.315	8.0	0.437	11.1	0.039	1.0	1000
• RBF-4-8-11-1-12	0.188	4.8	0.080 - 0.280	2.1 - 7.2	0.472	12.0	0.437	11.1	0.059	1.5	1000
• RBF-4-8-11-1-16	0.188	4.8	0.080 - 0.280	2.1 - 7.2	0.630	16.0	0.437	11.1	0.079	2.0	1000
• 27XT1880375	0.188	4.8	0.062 - 0.375	1.6 - 9.5	0.500	12.7	0.473	12.0	0.078	2.0	1000
• RBF-4-8-15-8	0.188	4.8	0.220 - 0.420	5.7 - 10.7	0.315	8.0	0.591	15.0	0.039	1.0	1000
• RBF-4-8-15-12	0.188	4.8	0.220 - 0.420	5.7 - 10.7	0.472	12.0	0.591	15.0	0.059	1.5	1000
• RBF-4-8-15-16	0.188	4.8	0.220 - 0.420	5.7 - 10.7	0.630	16.0	0.591	15.0	0.079	2.0	1000
• 27XT1880500	0.188	4.8	0.062 - 0.500	1.6 - 12.7	0.500	12.7	0.598	15.2	0.078	2.0	1000
• 27XT1880625	0.188	4.8	0.062 - 0.625	1.6 - 15.9	0.500	12.7	0.723	18.4	0.078	2.0	1000
• 27XT1880750	0.188	4.8	0.062 - 0.750	1.6 - 19.1	0.500	12.7	0.848	21.5	0.078	2.0	1000
• 27MXT005006	0.197	5.0	0.062 - 0.236	1.6 - 6.0	0.550	14.0	0.336	8.5	0.078	2.0	1000
• 27MXT005010	0.197	5.0	0.062 - 0.394	1.6 - 10.0	0.550	14.0	0.484	12.3	0.078	2.0	1000
• 27MXT005026	0.197	5.0	0.062 - 1.024	1.6 - 24.0	0.550	14.0	1.116	28.4	0.078	2.0	1000
• 27XT2030375	0.203	5.2	0.070 - 0.250	1.8 - 6.4	0.625	15.9	0.375	9.5	0.100	2.5	1000
• 27MXT006006	0.236	6.0	0.062 - 0.236	1.6 - 6.0	0.661	16.8	0.364	9.3	0.078	2.0	1000
• 27MXT006018	0.236	6.0	0.062 - 0.709	1.6 - 18.0	0.661	16.8	0.849	21.3	0.078	2.0	1000
• 27MXT006050	0.236	6.0	0.062 - 1.969	1.6 - 50.0	0.661	16.8	2.114	53.7	0.078	2.0	1000
• RBF-6-4-8-6-8	0.250	6.4	0.080 - 0.170	2.1 - 4.3	0.315	8.0	0.339	8.6	0.039	1.0	1000
• RBF-6-4-8-6-12	0.250	6.4	0.080 - 0.170	2.1 - 4.3	0.472	12.0	0.339	8.6	0.059	1.5	1000
• RBF-6-4-8-6-16	0.250	6.4	0.080 - 0.170	2.1 - 4.3	0.630	16.0	0.339	8.6	0.079	2.0	1000
• 27XT2500250	0.250	6.4	0.062 - 0.250	1.6 - 6.4	0.700	17.8	0.391	9.9	0.100	2.5	1000
• RBF-6-4-11-1-8	0.250	6.4	0.080 - 0.280	2.1 - 7.2	0.315	8.0	0.437	11.1	0.039	1.0	1000
• RBF-6-4-11-1-12	0.250	6.4	0.080 - 0.280	2.1 - 7.2	0.472	12.0	0.437	11.1	0.059	1.5	1000
• RBF-6-4-11-1-16	0.250	6.4	0.080 - 0.280	2.1 - 7.2	0.630	16.0	0.437	11.1	0.079	2.0	1000
• 27XT2500375	0.250	6.4	0.062 - 0.375	1.6 - 9.5	0.700	17.8	0.506	12.9	0.100	2.5	1000
• RBF-6-4-15-8	0.250	6.4	0.220 - 0.420	5.7 - 10.7	0.315	8.0	0.591	15.0	0.039	1.0	1000
• RBF-6-4-15-12	0.250	6.4	0.220 - 0.420	5.7 - 10.7	0.472	12.0	0.591	15.0	0.059	1.5	1000
• RBF-6-4-15-16	0.250	6.4	0.220 - 0.420	5.7 - 10.7	0.630	16.0	0.591	15.0	0.079	2.0	1000
• 27XT2500500	0.250	6.4	0.062 - 0.500	1.6 - 12.7	0.700	17.8	0.630	16.0	0.100	2.5	1000
• 27XT2500625	0.250	6.4	0.062 - 0.625	1.6 - 15.9	0.700	17.8	0.755	19.2	0.100	2.5	1000
• 27XT2500750	0.250	6.4	0.062 - 0.750	1.6 - 19.1	0.700	17.8	0.880	22.4	0.100	2.5	1000
• 27XT2500875	0.250	6.4	0.062 - 0.875	1.6 - 22.2	0.700	17.8	1.004	25.5	0.100	2.5	1000
• 27XT2501000	0.250	6.4	0.062 - 1.000	1.6 - 25.4	0.700	17.8	1.120	28.4	0.100	2.5	1000
• 27XT2501250	0.250	6.4	0.062 - 1.250	1.6 - 31.8	0.700	17.8	1.380	35.1	0.100	2.5	1000
• 27XT2501500	0.250	6.4	0.062 - 1.500	1.6 - 38.1	0.700	17.8	1.632	41.5	0.100	2.5	1000
• 27XT2501750	0.250	6.4	0.062 - 1.750	1.6 - 44.45	0.700	17.8	1.882	47.8	0.100	2.5	1000
• 27XT2502000	0.250	6.4	0.062 - 2.000	1.6 - 50.8	0.787	20.0	2.132	54.2	0.100	2.5	1000
• 27XT2810250	0.281	7.1	0.062 - 0.250	1.6 - 6.4	0.787	20.0	0.384	9.8	0.100	2.5	1000
• RBF-7-1-11-1-8	0.281	7.1	0.080 - 0.280	2.1 - 7.2	0.315	8.0	0.437	11.1	0.039	1.0	1000
• RBF-7-1-11-1-12	0.281	7.1	0.080 - 0.280	2.1 - 7.2	0.472	12.0	0.437	11.1	0.059	1.5	1000
• RBF-7-1-11-1-16	0.281	7.1	0.080 - 0.280	2.1 - 7.2	0.630	16.0	0.437	11.1	0.079	2.0	1000
• 27XT2810375	0.281	7.1	0.062 - 0.375	1.6 - 9.5	0.787	20.0	0.515	13.1	0.100	2.5	1000
• RBF-7-1-15-8	0.281	7.1	0.150 - 0.420	3.8 - 10.7	0.315	8.0	0.591	15.0	0.039	1.0	1000
• RBF-7-1-15-12	0.281	7.1	0.150 - 0.420	3.8 - 10.7	0.472	12.0	0.591	15.0	0.059	1.5	1000
• RBF-7-1-15-16	0.281	7.1	0.150 - 0.420	3.8 - 10.7	0.630	16.0	0.591	15.0	0.079	2.0	1000
• 27XT2810500	0.281	7.1	0.062 - 0.500	1.6 - 12.7	0.787	20.0	0.642	16.3	0.100	2.5	1000

(Continued on next page >)



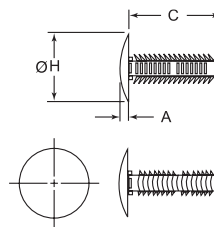
**XT/RBF/27MXT/27XT Series (continued)  
Fir Tree Rivets**

**Specifications:**

- Material: UL94 V-2 Nylon 6/6
- Color: Black

**Features:**

- Ribbed design ensures fast and easy installation while securely holding onto various materials like wood, metal, foam, rubber and plastic
- When pushed into a hole the flexible ribs deflect then spring back to lock securely in place



Item No.	Ø Hole		Panel Thickness		Ø H		C		A		Bulk Pack Qty
	in	mm	in	mm	in	mm	in	mm	in	mm	
RBF-7.1-19-8	0.281	7.1	0.270 - 0.560	6.9 - 14.2	0.315	8.0	0.748	19.0	0.039	1.0	1000
RBF-7.1-19-12	0.281	7.1	0.270 - 0.560	6.9 - 14.2	0.472	12.0	0.748	19.0	0.059	1.5	1000
RBF-7.1-19-16	0.281	7.1	0.270 - 0.560	6.9 - 14.2	0.630	16.0	0.748	19.0	0.079	2.0	1000
27XT2810625	0.281	7.1	0.062 - 0.625	1.6 - 15.9	0.787	20.0	0.767	19.5	0.100	2.5	1000
• 27XT2810750	0.281	7.1	0.062 - 0.750	1.6 - 19.1	0.787	20.0	0.894	22.7	0.100	2.5	1000
• 27XT2810875	0.281	7.1	0.062 - 0.875	1.6 - 22.2	0.787	20.0	1.021	25.9	0.100	2.5	1000
• 27XT2811000	0.281	7.1	0.062 - 1.000	1.6 - 25.4	0.787	20.0	1.147	29.1	0.100	2.5	1000
• 27XT2811250	0.281	7.1	0.062 - 1.250	1.6 - 31.8	0.787	20.0	1.401	35.6	0.100	2.5	1000
• 27XT2811500	0.281	7.1	0.062 - 1.500	1.6 - 38.1	0.787	20.0	1.651	41.9	0.100	2.5	1000
• 27XT2811750	0.281	7.1	0.062 - 1.750	1.6 - 44.5	0.787	20.0	1.901	48.3	0.100	2.5	1000
XT2812000A	0.281	7.1	0.062 - 2.000	1.6 - 50.8	0.787	20.0	2.153	54.7	0.100	2.5	1000
• 27XT3120250	0.312	7.9	0.062 - 0.250	1.6 - 6.35	0.874	22.2	0.410	10.4	0.100	2.5	1000
• 27XT3120375	0.312	7.9	0.062 - 0.375	1.6 - 9.53	0.874	22.2	0.529	13.4	0.100	2.5	1000
• 27XT3120500	0.312	7.9	0.062 - 0.500	1.6 - 12.7	0.874	22.2	0.655	16.6	0.100	2.5	1000
• 27XT3120625	0.312	7.9	0.062 - 0.625	1.6 - 15.9	0.874	22.2	0.783	19.9	0.100	2.5	1000
• 27XT3120750	0.312	7.9	0.062 - 0.750	1.6 - 19.1	0.874	22.2	0.894	22.7	0.100	2.5	1000
• 27XT3120875	0.312	7.9	0.062 - 0.875	1.6 - 22.2	0.874	22.2	1.036	26.3	0.100	2.5	1000
• 27XT3121000	0.312	7.9	0.062 - 1.000	1.6 - 25.4	0.874	22.2	1.163	29.5	0.100	2.5	1000
• 27XT3121250	0.312	7.9	0.062 - 1.250	1.6 - 31.8	0.874	22.2	1.416	36.0	0.100	2.5	1000
• 27XT3121500	0.312	7.9	0.062 - 1.500	1.6 - 38.1	0.874	22.2	1.669	42.4	0.100	2.5	1000
• 27XT3121750	0.312	7.9	0.062 - 1.750	1.6 - 44.5	0.874	22.2	1.930	49.0	0.100	2.5	1000
• 27XT3150500	0.315	8.0	0.062 - 0.500	1.6 - 12.7	0.886	22.5	0.669	17.0	0.100	2.5	1000
• 27XT3750250	0.375	9.5	0.062 - 0.250	1.6 - 6.35	1.000	25.4	0.445	11.3	0.100	2.5	1000
• 27XT3750375	0.375	9.5	0.062 - 0.375	1.6 - 9.50	1.000	25.4	0.570	14.5	0.100	2.5	1000
• 27XT3750500	0.375	9.5	0.062 - 0.500	1.6 - 9.53	1.000	25.4	0.689	17.5	0.100	2.5	1000
XT3750625A	0.375	9.5	0.062 - 0.625	1.6 - 12.7	1.000	25.4	0.816	20.7	0.100	2.5	1000
• 27XT3750750	0.375	9.5	0.062 - 0.750	1.6 - 19.1	1.000	25.4	0.943	24.0	0.100	2.5	1000
• 27XT3750875	0.375	9.5	0.062 - 0.875	1.6 - 22.2	1.000	25.4	1.070	27.2	0.100	2.5	1000
• 27XT3751000	0.375	9.5	0.062 - 1.000	1.6 - 25.4	1.000	25.4	1.196	30.4	0.100	2.5	1000
XT3751250A	0.375	9.5	0.062 - 1.250	1.6 - 31.8	1.000	25.4	1.451	36.9	0.100	2.5	1000
• 27XT3751500A	0.375	9.5	0.062 - 1.500	1.6 - 38.1	1.000	25.4	1.705	43.3	0.100	2.5	1000
XT3751750A	0.375	9.5	0.062 - 1.750	1.6 - 44.5	1.000	25.4	1.959	49.8	0.100	2.5	1000
• 27XT3752000A	0.375	9.5	0.062 - 2.000	1.6 - 50.8	1.000	25.4	2.213	56.2	0.100	2.5	1000

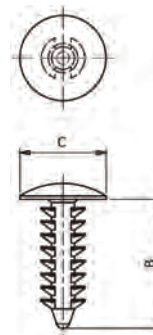
**497 Series  
Fir Tree Rivets - Clear**

**Specifications:**

- Material: Polypropylene
- Color: Clear

**Features:**

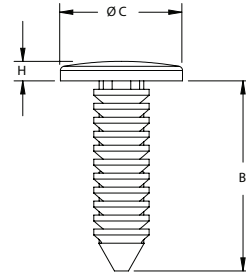

- Ideal for threaded, non-threaded, drilled or punched holes
- Designed to be non-removable
- Good for Point of Purchase displays



Item No.	Ø Hole		Panel Thickness		B		Ø C		Head Height		Bulk Pack Qty
	in	mm	in	mm	in	mm	in	mm	in	mm	
497394	0.118	3.0	0.157 - 0.650	4.0 - 16.5	0.728	18.5	0.217	5.5	0.039	1.0	1000
495222	0.189	4.8	0.028 - 0.512	0.7 - 13.0	0.681	17.3	0.433	11.0	0.067	1.7	1000
495221	0.236	6.0	0.098 - 0.472	2.5 - 12.0	0.803	20.4	0.701	17.8	0.098	2.5	1000
497395	0.236	6.0	0.079 - 0.315	2.0 - 8.0	0.500	12.7	0.610	15.5	0.039	1.0	1000
497396	0.236	6.0	0.098 - 0.315	2.5 - 8.0	0.591	15.0	0.630	16.0	0.079	2.0	1000
495223	0.236	6.0	0.091 - 0.350	2.3 - 8.9	0.610	15.5	0.701	17.8	0.094	2.4	1000
495224	0.252	6.4	0.421 - 1.134	10.7 - 28.8	1.381	35.1	0.701	17.8	0.098	2.5	1000
495225	0.252	6.4	0.106 - 0.287	2.7 - 7.3	0.626	15.9	0.752	19.1	0.031	0.8	1000
495226	0.276	7.0	0.028 - 0.787	0.7 - 20.0	1.075	27.3	0.709	18.0	0.079	2.0	1000
495227	0.276	7.0	0.079 - 0.984	2.0 - 25.0	1.370	34.8	1.181	30.0	0.087	2.2	1000
497397	0.283	7.2	0.059 - 0.551	1.5 - 14.0	0.835	21.2	0.748	19.0	0.094	2.4	1000
497398	0.295	7.5	0.106 - 0.669	2.7 - 17.0	0.827	21.0	0.748	19.0	0.079	2.0	1000



## FIR TREE RIVETS

27RT Series  
Fir Tree Rivets

## Specifications:

- Material: Nylon 6/6
- \* Material: Polypropylene
- Color: See Table

## Features:

- Ideal for threaded, non-threaded, drilled or punched hole
- Designed to be non-removable

Item No.		Ø Hole		Panel Thickness		B		Ø C		H		Bulk Pack Qty
Black	Natural	in	mm	in	mm	in	mm	in	mm	in	mm	
468809	468833	0.118	3.0	0.157 - 0.650	4.0 - 16.5	0.728	18.5	0.217	5.5	0.039	1.0	1000
468811	468835	0.138	3.5	0.028 - 0.197	0.7 - 5.0	0.374	9.5	0.358	9.1	0.059	1.5	1000
167102069902	—	0.138	3.5	0.028 - 0.197	0.7 - 5.0	0.374	9.5	0.358	9.1	—	—	100
• 27RT1560432	—	0.156	4.0	0.030 - 0.234	0.8 - 6.0	0.432	11.0	0.360	9.1	0.060	1.5	1000
167102569902	167102500002	0.157	4.0	0.028 - 0.236	0.7 - 6.0	0.433	11.0	0.358	9.1	—	—	100
• 27RT160400	—	0.160	4.1	0.040 - 0.250	1.0 - 6.4	0.426	10.8	0.359	9.1	0.060	1.5	1000
• 27RT187310	—	0.187	4.8	0.030 - 0.150	0.8 - 3.8	0.300	7.6	0.445	11.3	0.068	1.7	1000
• 27RT187675	—	0.187	4.8	0.030 - 0.512	0.8 - 13.0	0.680	17.3	0.437	11.1	0.070	1.8	1000
• 27RT187680	—	0.187	4.8	0.030 - 0.512	0.8 - 13.0	0.680	17.3	0.492	12.5	0.067	1.7	1000
• 27RT187640	—	0.187	4.8	0.125 - 0.365	3.2 - 9.3	0.640	16.3	0.437	11.1	0.070	1.8	1000
• 27RT187500	—	0.188	4.8	0.025 - 0.365	0.6 - 9.3	0.500	12.7	0.375	9.5	0.070	1.8	1000
• 27RT187550	—	0.188	4.8	0.030 - 0.330	0.8 - 8.4	0.560	14.2	0.435	11.0	0.068	1.7	1000
• 27RT187700PPB*	—	0.188	4.8	0.125 - 0.450	3.2 - 11.4	0.700	17.8	0.300	7.6	0.065	1.7	1000
460436	—	0.189	4.8	0.024 - 0.363	0.6 - 9.2	0.500	12.7	0.375	9.5	0.071	1.8	1000
167103569902	167103500002	0.189	4.8	0.028 - 0.315	0.7 - 8.0	0.480	12.2	0.433	11.0	—	—	100
167104069902	167104000002	0.189	4.8	0.028 - 0.315	0.7 - 8.0	0.480	12.2	0.748	19.0	—	—	100
167103069902	167103000002	0.189	4.8	0.028 - 0.512	0.7 - 13.0	0.681	17.3	0.433	11.0	—	—	100
468813	468837	0.189	4.8	0.028 - 0.512	0.7 - 13.0	0.681	17.3	0.433	11.0	0.067	1.7	1000
460437	—	0.189	4.8	0.031 - 0.331	0.8 - 8.4	0.563	14.3	0.437	11.1	0.067	1.7	1000
463609	—	0.193	4.9	0.094 - 0.291	2.4 - 7.4	0.492	12.5	0.441	11.2	0.043	1.1	100
468814	468838	0.197	5.0	0.047 - 0.236	1.2 - 6.0	0.433	11.0	0.630	16.0	0.079	2.0	1000
468815	468839	0.197	5.0	0.067 - 0.315	1.7 - 8.0	0.500	12.7	0.433	11.0	0.039	1.0	1000
167105069902	167105000002	0.217	5.5	0.059 - 0.559	1.5 - 14.2	0.776	19.7	0.512	13.0	—	—	100
167104569902	167104500002	0.217	5.5	0.059 - 0.559	1.5 - 14.2	0.776	19.7	0.650	16.5	—	—	100
• 27RT218774	—	0.218	5.5	0.060 - 0.560	1.5 - 14.2	0.774	19.7	0.650	16.5	0.090	2.3	1000
468816	468840	0.236	6.0	0.079 - 0.315	2.0 - 8.0	0.500	12.7	0.610	15.5	0.039	1.0	1000
167106069902	167106000002	0.236	6.0	0.091 - 0.744	2.3 - 18.9	0.610	15.5	0.701	17.8	—	—	100
468820	468844	0.236	6.0	0.091 - 0.350	2.3 - 8.9	0.610	15.5	0.701	17.8	0.094	2.4	1000
468817	468841	0.236	6.0	0.098 - 0.315	2.5 - 8.0	0.591	15.0	0.630	16.0	0.079	2.0	1000
167107069902	167107000002	0.236	6.0	0.098 - 0.472	2.5 - 12.0	0.803	20.4	0.701	17.8	—	—	100
468821	468845	0.236	6.0	0.098 - 0.472	2.5 - 12.0	0.803	20.4	0.701	17.8	0.098	2.5	1000
167107269902	167107200002	0.236	6.0	0.098 - 0.799	2.5 - 20.3	1.059	26.9	0.701	17.8	—	—	100
167106569902	167106500002	0.236	6.0	0.126 - 0.406	3.2 - 10.3	0.626	15.9	0.500	12.7	—	—	100
468819	468843	0.236	6.0	0.138 - 0.748	3.5 - 19.0	0.945	24.0	0.500	12.7	0.059	1.5	1000
• 27RT250425	—	0.250	6.4	0.020 - 0.218	0.50 - 5.53	0.425	10.8	0.720	18.3	0.098	2.5	1000
• 27RT250425A	—	0.250	6.4	0.020 - 0.218	0.50 - 5.53	0.425	10.8	0.433	11	0.039	1.0	1000
• 27RT250900	—	0.250	6.4	0.062 - 0.480	1.6 - 12.2	0.787	20.0	0.492	12.5	0.067	1.7	1000
• 27RT250440	—	0.250	6.4	0.105 - 0.300	2.7 - 7.6	0.470	11.9	0.700	17.8	0.100	2.5	1000
468824	468848	0.252	6.4	0.106 - 0.287	2.7 - 7.3	0.626	15.9	0.752	19.1	0.031	0.8	1000
460439	—	0.250	6.4	0.106 - 0.299	2.7 - 7.6	0.437	11.1	0.701	17.8	0.098	2.5	1000
• 27RT250625	—	0.250	6.4	0.120 - 0.140	3.0 - 3.6	0.628	16.0	0.503	12.8	0.050	1.3	1000
460440	—	0.250	6.4	0.150 - 0.531	3.8 - 13.5	0.744	18.9	0.701	17.8	0.106	2.7	1000
• 27RT250800	—	0.250	6.4	0.150 - 0.535	3.8 - 13.6	0.780	19.8	0.700	17.8	0.100	2.5	1000
• 27RT250810	—	0.250	6.4	0.150 - 0.535	3.8 - 13.6	0.783	19.9	0.495	12.6	0.074	1.9	1000
167107569902	167107500002	0.276	7.0	0.059 - 0.551	1.5 - 14.0	0.835	21.2	0.748	19.0	—	—	100
167108069902	167108000002	0.276	7.0	0.059 - 1.000	1.5 - 25.4	1.201	30.5	0.748	19.0	—	—	100
468826	468850	0.276	7.0	0.079 - 0.984	2.0 - 25.0	1.370	34.8	1.181	30.0	0.087	2.2	1000
468828	468852	0.276	7.0	0.276 - 0.283	7.0 - 7.2	0.744	18.9	0.626	15.9	0.039	1.0	1000
• 27RT2811220	—	0.281	7.13	0.078 - 1.000	2.0 - 25.4	1.220	31.0	0.490	12.4	0.093	2.4	1000
• 27RT2811000	—	0.281	7.13	0.084 - 0.500	2.1 - 12.7	0.890	22.6	0.625	15.9	0.110	2.8	1000
• 27RT2811000	—	0.281	7.13	0.093 - 0.500	2.4 - 12.7	0.890	22.6	0.625	15.9	0.110	2.8	1000
• 27RT281975	—	0.281	7.13	0.170 - 0.770	4.3 - 19.6	0.975	24.8	0.695	17.7	0.090	2.3	1000
495230	497397	0.283	7.2	0.059 - 0.551	1.5 - 14.0	0.835	21.2	0.748	19.0	0.094	2.4	1000
495231	495233	0.283	7.2	0.059 - 1.000	1.5 - 25.4	1.201	30.5	0.748	19.0	0.079	2.0	1000
468799	—	0.295	7.5	0.106 - 0.669	2.7 - 17.0	0.827	21.0	0.748	19.0	0.079	2.0	1000
460441	—	0.307	7.8	0.094 - 0.500	2.4 - 12.7	0.890	22.6	0.626	15.9	0.110	2.8	1000
• 27RT3121516	—	0.312	7.92	0.084 - 10.125	2.1 - 28.6	1.507	38.3	0.619	15.7	0.114	2.9	1000
167013069902	167013000002	0.315	8.0	0.130 - 0.500	3.3 - 12.7	0.661	16.8	0.500	12.7	—	—	100
468829	468853	0.315	8.0	0.130 - 0.500	3.3 - 12.7	0.661	16.8	0.500	12.7	0.059	1.5	1000
167108569902	—	0.343	8.7	0.055 - 0.512	1.4 - 13.0	0.752	19.1	0.630	16.0	—	—	100
468830	—	0.343	8.7	0.055 - 0.512	1.4 - 13.0	0.752	19.1	0.630	16.0	0.091	2.3	1000
167109569902	167109500002	0.394	10.0	0.059 - 0.787	1.5 - 20.0	1.110	28.2	0.858	21.8	—	—	100
167109069902	167109000002	0.394	10.0	0.114 - 0.567	2.9 - 14.4	0.819	20.8	1.000	25.4	—	—	100
468831	468855	0.394	10.0	0.059 - 0.787	1.5 - 20.0	1.110	28.2	0.858	21.8	0.138	3.5	1000
• 27RT406820	—	0.406	10.31	0.115 - 0.565	2.9 - 14.4	0.820	20.8	1.000	25.4	0.080	2.0	1000

FIR TREE RIVETS



**BHF Series**  
Fir Tree Clip Fastener

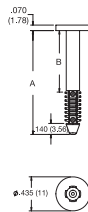



Fig. 1

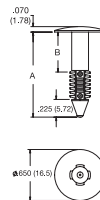


Fig. 2

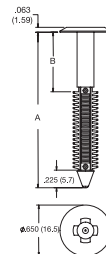


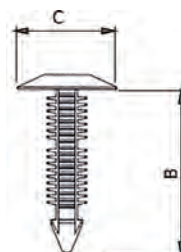
Fig. 3

Specifications:

- Material: UL94 V-2 Nylon 6/6
- Color: Black

Item No.	Fig.	Ø Hole		Panel Thickness		B		A		Bulk Pack Qty
		in	mm	in	mm	in	mm	in	mm	
BHF-1	1	0.187	4.8	0.035 - 0.385	0.9 - 9.8	0.02	.5	0.560	14.2	1000
BHF-2	1	0.187	4.8	0.125 - 0.475	3.2 - 12.1	0.11	2.8	0.650	16.5	1000
BHF-3	1	0.187	4.8	0.425 - 0.775	10.8 - 19.7	0.41	10.4	0.950	24.1	1000
BHF-4	1	0.187	4.8	0.800 - 1.150	20.3 - 29.2	0.79	19.9	1.330	33.7	1000
BHF-5	2	0.250	6.4	0.035 - 0.335	0.9 - 8.5	0.02	.5	0.590	15.1	1000
BHF-6	2	0.250	6.4	0.095 - 0.395	2.4 - 10.0	0.08	2.0	0.650	16.6	1000
BHF-7	2	0.250	6.4	0.325 - 0.625	8.3 - 15.9	0.31	7.9	0.880	22.5	1000
BHF-8	2	0.250	6.4	0.525 - 0.825	13.3 - 21.0	0.51	12.9	1.080	27.6	1000
BHF-9	3	0.281	7.1	0.075 - 0.475	1.9 - 12.1	0.06	1.5	0.740	18.7	1000
BHF-10	3	0.281	7.1	0.475 - 0.875	12.1 - 22.2	0.46	11.7	1.140	28.8	1000
BHF-11	3	0.281	7.1	0.075 - 1.025	1.9 - 26.0	0.06	1.5	1.280	32.6	1000
BHF-12	3	0.281	7.1	0.275 - 1.225	7.0 - 31.1	0.26	6.6	1.480	37.7	1000
BHF-13	3	0.281	7.1	0.575 - 1.525	14.6 - 38.7	0.56	14.2	1.780	45.3	1000
BHF-14	3	0.281	7.1	0.775 - 1.725	19.7 - 43.8	0.76	19.3	2.000	50.8	1000

**167 Series**  
Fir Tree Fasteners



Specifications:

- Material: Nylon 6/6
- Color: See Table

Features:

- Ideal for threaded, non-threaded, drilled or punched holes

Item No.	Black	Natural	Ø Hole		Panel Thickness		B		Ø C		Bulk Pack Qty
			in	mm	in	mm	in	mm	in	mm	
167201069902	167201000002		0.106	2.7	0.059 - 0.157	1.5 - 4.0	0.276	7.0	0.236	6.0	100
167201569902	167201500002		0.106	2.7	0.059 - 0.315	1.5 - 8.0	0.433	11.0	0.236	6.0	100
167202069902	167202000002		0.106	2.7	0.059 - 0.591	1.5 - 15.0	0.709	18.0	0.236	6.0	100
167002069902	167002000002		0.118	3.0	0.138 - 0.248	3.5 - 6.3	0.307	7.8	0.236	6.0	100
167002569902	167002500002		0.118	3.0	0.157 - 0.472	4.0 - 12.0	0.571	14.5	0.217	5.5	100
167002769902	167002700002		0.118	3.0	0.157 - 0.650	4.0 - 16.5	0.728	18.5	0.213	5.4	100
167203069902	167203000002		0.130	3.3	0.059 - 0.177	1.5 - 4.5	0.315	8.0	0.394	10.0	100
167003069902	167003000002		0.157	4.0	0.035 - 0.315	0.9 - 8.0	0.531	13.5	0.374	9.5	100
167204069902	167204000002		0.161	4.1	0.039 - 0.098	1.0 - 2.5	0.236	6.0	0.472	12.0	100
167204569902	167204500002		0.161	4.1	0.059 - 0.217	1.5 - 5.5	0.394	10.0	0.472	12.0	100
167205069902	167205000002		0.161	4.1	0.079 - 0.394	2.0 - 10.0	0.591	15.0	0.472	12.0	100
167003569902	167003500002		0.187	4.8	0.035 - 0.209	0.9 - 5.3	0.437	11.1	0.433	11.0	100
167004069902	167004000002		0.189	4.8	0.098 - 0.598	2.5 - 15.2	0.701	17.8	0.469	11.9	100
167004569902	167004500002		0.189	4.8	0.079 - 0.394	2.0 - 10.0	0.642	16.3	0.433	11.0	100
167005069902	167005000002		0.197	5.0	0.047 - 0.236	1.2 - 6.0	0.433	11.0	0.630	16.0	100
468815	167005500002		0.197	5.0	0.067 - 0.315	1.7 - 8.0	0.500	12.7	0.433	11.0	100
—	167006000002		0.197	5.0	0.059 - 0.480	1.5 - 12.2	0.701	17.8	0.748	19.0	50
167206069902	167206000002		0.220	5.6	0.079 - 0.276	2.0 - 7.0	0.472	12.0	0.512	13.0	100
167206569902	167206500002		0.220	5.6	0.059 - 0.591	1.5 - 15.0	0.787	20.0	0.512	13.0	100
167207069902	167207000002		0.220	5.6	0.039 - 1.060	1.0 - 27.0	1.260	32.0	0.512	13.0	100
167208069902	167208000002		0.232	5.9	0.079 - 0.217	2.0 - 5.5	0.433	11.0	0.669	17.0	100
167208569902	167208500002		0.232	5.9	0.039 - 0.394	1.0 - 10.0	0.591	15.0	0.669	17.0	100
167209069902	167209000002		0.232	5.9	0.079 - 0.748	2.0 - 19.0	0.945	24.0	0.669	17.0	100
167006569902	167006500002		0.236	6.0	0.079 - 0.315	2.0 - 8.0	0.500	12.7	0.610	15.5	100
167006769902	—		0.236	6.0	0.094 - 0.319	2.4 - 8.1	0.500	12.7	0.748	19.0	100
167007069902	—		0.236	6.0	0.098 - 0.394	2.5 - 10.0	0.709	18.0	0.512	13.0	100
167007569902	167007500002		0.236	6.0	0.138 - 0.748	3.5 - 19.0	0.945	24.0	0.500	12.7	100
167008569902	167008500002		0.236	6.0	0.067 - 1.025	1.7 - 31.8	1.441	36.6	1.000	25.4	100
167009069902	167009000002		0.252	6.4	0.035 - 1.004	0.9 - 26.5	1.500	38.1	0.496	12.6	100
167210069902	167210000002		0.269	6.8	0.059 - 0.354	1.5 - 9.0	0.531	14.0	0.512	13.0	100
167010069902	167010000002		0.276	7.0	0.051 - 0.441	1.3 - 11.2	0.705	17.9	0.937	23.8	100
167011069902	167011000002		0.276	7.0	0.094 - 0.469	2.4 - 11.9	0.744	18.9	0.626	15.9	100
167011569902	167011500002		0.276	7.0	0.098 - 0.866	2.5 - 22.0	1.311	33.3	0.598	15.2	100
167012069902	167012000002		0.276	7.0	0.051 - 0.902	1.3 - 22.9	1.260	32.0	0.760	19.3	100
167012569902	167012500002		0.276	7.0	0.531 - 0.921	13.5 - 23.4	1.189	30.2	1.252	31.8	100



27XTS Series  
Fir Tree Rivet

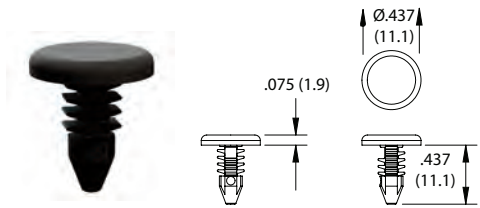


Fig. 1

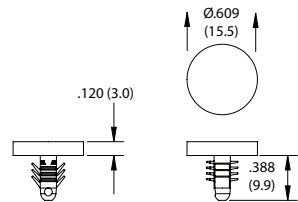


Fig. 2

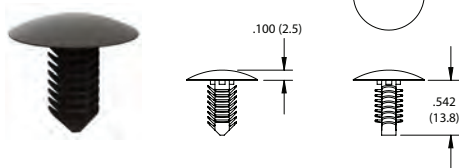


Fig. 3

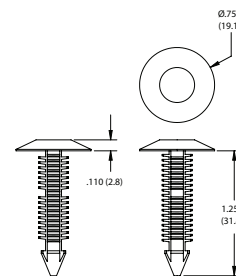


Fig. 4

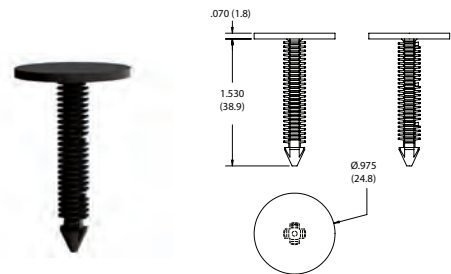


Fig. 5

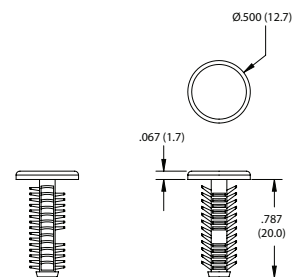


Fig. 6

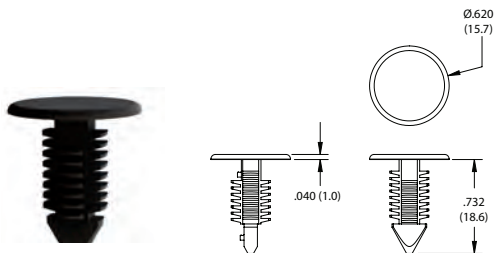


Fig. 7

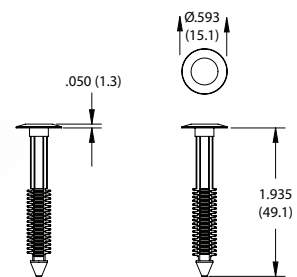


Fig. 8

Specifications:

- Material: UL94 V-2 Nylon 6/6
- Color: Black

Features:

- Fast & easy installation while securely holding into various materials like wood, metal, foam, rubber and plastic
- Resistant to corrosion, oil, abrasion and most chemicals

Item No.	Figure	Hole Size		Panel Thickness		Length		Bulk Pack Qty
		in	mm	in	mm	in	mm	
27XTS1870442	1	0.182 - 0.192	4.6 - 4.9	0.035 - 0.210	0.9 - 5.3	0.437	11.1	1000
27XTS2500394	2	0.240 - 0.260	6.1 - 6.6	0.075 - 0.185	1.9 - 4.7	0.388	9.9	1000
27XTS2500561	3	0.245 - 0.255	6.2 - 6.8	0.070 - 0.400	1.8 - 10.2	0.542	13.8	500
27XTS2501250	4	0.250	6.4	0.070 - 0.875	1.3 - 22.2	1.250	31.8	1000
27XTS2501430	5	0.250	6.4	0.078 - 1.000	2.0 - 25.4	1.530	38.9	1000
27XTS2500787	6	0.250	6.4	0.125 - 0.687	3.2 - 17.5	0.787	20.0	500
27XTS2800710	7	0.250	6.4	0.200 - 0.500	5.1 - 12.7	0.732	18.6	1000
27XTS2812020	8	0.281	7.1	0.810 - 1.580	20.6 - 40.1	1.935	49.15	1000



FIR TREE / RATCHET RIVETS

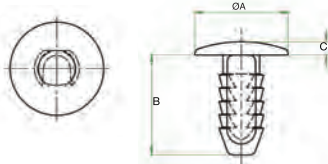
092 Series  
Fir Tree Rivet

Specifications:

- Material: Nylon 6/6
- Color: See Table

Features:

- Easily installed by hand



Item No.		Ø Hole		Panel Thickness		Ø A		B		C		Bulk Pack Qty
Natural	Black	in	mm	in	mm	in	mm	in	mm	in	mm	
092000200002	092000259902	0.228	5.8	0.118 - 0.591	3.0 - 15.0	0.630	16.0	0.748	19.0	0.079	2.0	500
092000400002	092000459902	0.276	7.0	0.118 - 0.748	3.0 - 19.0	0.709	18.0	0.906	23.0	0.079	2.0	500

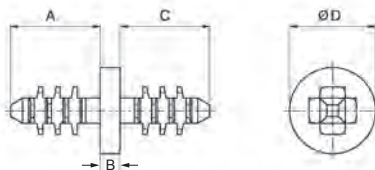
4952 Series  
Double Ended Fir Tree Rivet

Specifications:

- Material: UL94 V-2 Nylon 6/6
- Color: Black

Features:

- Allows two panels to be connected from the center so that no fastener head is visible



Item No.	Ø Hole		Panel Thickness A Side		Panel Thickness C Side		A		C		B		Ø D		Bulk Pack Qty
	in	mm	in	mm	in	mm	in	mm	in	mm	in	mm	in	mm	
495218	0.157	4.0	0.102 - 0.248	2.6 - 6.3	0.102 - 0.248	2.6 - 6.3	0.307	7.8	0.307	7.8	0.071	1.8	0.295	7.5	1000
495219	0.295	7.5	0.118 - 0.315	3.0 - 8.0	0.118 - 0.315	3.0 - 8.0	0.689	17.5	0.689	17.5	0.039	1.0	0.748	19.0	1000
495220	0.315	8.0	0.126 - 0.315	3.2 - 9.5	0.142 - 0.748	3.6 - 19.0	0.457	11.6	0.858	21.8	0.043	1.1	0.500	12.7	1000

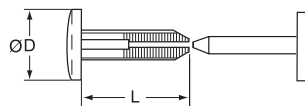
BR/27QB Series  
Ratchet Fasteners

Specifications:

- Material: UL94 V-2 Nylon 6/6
- Color: See Table

Features:

- Quick to install
- Interlocking teeth provide strong locking capability



Item No.		Ø D Ref.	L Ref.	Ø Hole	Panel Thickness	Bulk Pack Qty
Natural	Black					
27QB375750N	27QB375750B	0.375	0.500	0.250	0.500 - 0.812	1000
27QB371000N	27QB371000B	0.375	0.750	0.250	0.780 - 1.375	1000
27QB625750N	27QB625750B	0.625	0.500	0.250	0.500 - 0.812	1000
27QB621000N	27QB621000B	0.625	0.750	0.250	0.780 - 1.375	1000
27QB375250N	27QB375250B	0.375	0.218	0.250	0.235 - 0.297	1000
27QB375375N	27QB375375B	0.375	0.343	0.250	0.346 - 0.500	1000
27QB625250N	27QB625250B	0.625	0.218	0.250	0.235 - 0.297	1000
27QB625375N	27QB625375B	0.625	0.343	0.250	0.346 - 0.500	1000
BR2-226-01	BR2-226-01BK	0.406	0.226	0.281	0.235 - 0.297	1000

Item No.		Ø D Ref.	L Ref.	Ø Hole	Panel Thickness	Bulk Pack Qty
Natural	Black					
BR2-344-01	BR2-344-01BK	0.406	0.343	0.281	0.346 - 0.500	1000
BR2-488-01	BR2-488-01BK	0.406	0.500	0.281	0.500 - 0.812	1000
BR2-768-01	BR2-768-01BK	0.406	0.750	0.281	0.781 - 1.375	1000
BR1-226-01	BR1-226-01BK	0.750	0.226	0.281	0.235 - 0.297	1000
BR1-344-01	BR1-344-01BK	0.750	0.344	0.281	0.346 - 0.500	1000
BR1-488-01	BR1-488-01BK	0.750	0.488	0.281	0.500 - 0.812	1000
BR1-768-01	BR1-768-01BK	0.750	0.768	0.281	0.781 - 1.375	1000
27QB700375AN	27QB700375AB	1.000	0.343	0.281	0.347 - 0.500	1000
27QB1300600N	27QB1300600B	1.375	0.437	0.437	0.437 - 0.750	1000

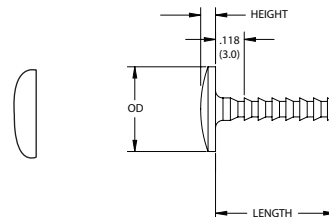
27MRF/27AMR Series  
Adjustable Mini Rivets

Specifications:

- Material: UL94 V-2 Nylon 6/6
- Color: Natural

Features:

- Two-Piece male/female rivet come in variable lengths to hold multiple thicknesses



Female Mini Rivet

Adjustable Mini Rivet

Item No.	Description	OD		Length		Height		Hole Ø		Panel Thickness		Mating Female Rivet	Bulk Pack Qty
		in	mm	in	mm	in	mm	in	mm	in	mm		
27MRF09	Female Mini Rivet	0.375	9.5	—	—	0.075	1.9	—	—	—	—	—	1000
27MRF12	Female Mini Rivet	0.500	12.7	—	—	0.100	2.5	—	—	—	—	—	1000
27AMR0940375	Male Mini Rivet	0.354	9.0	0.375	9.5	0.062	1.6	0.094	2.4	0.070 - 0.290	1.8 - 7.4	27MRF12	1000
27AMR0940500	Male Mini Rivet	0.354	9.0	0.500	12.7	0.062	1.6	0.094	2.4	0.062 - 0.375	1.6 - 9.5	27MRF09	1000
27AMR1252187	Male Mini Rivet	0.500	12.7	2.312	58.7	0.062	1.6	0.125	3.2	0.125 - 2.188	3.2 - 55.6	27MRF09	1000





# MALE / FEMALE RIVETS

## MBR/27MRM/27MRF Series Mini Barbed Rivets

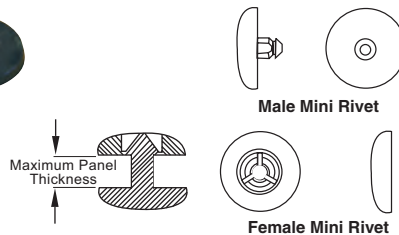
**Specifications:**

- Material: UL94 V-2 Nylon 6/6
- Color: See Table



**Features:**

- Quick to install by simply pressing together
- Male and female parts sold separately
- Ideal for outdoor environments
- Resistant to corrosion, oil, abrasion and most chemicals



Item No.	Ø Hole	Max Panel Thickness		Head Ø		Head Thickness		Mating Part	Bulk Pack Qty		
		in	mm	in	mm	in	mm				
<b>Male</b>											
• 27MRM060010	• 27MRM060010B	0.063	1.6	0.010	0.25	0.250	6.4	0.050	1.3	• 27MRF06 or • 27MRF06B	1000
• 27MRM060020	• 27MRM060020B	0.063	1.6	0.020	0.51	0.250	6.4	0.050	1.3	• 27MRF06 or • 27MRF06B	1000
• 27MRM060030	• 27MRM060030B	0.063	1.6	0.030	0.76	0.250	6.4	0.050	1.3	• 27MRF06 or • 27MRF06B	1000
• 27MRM060045	• 27MRM060045B	0.063	1.6	0.045	1.14	0.250	6.4	0.050	1.3	• 27MRF06 or • 27MRF06B	1000
• 27MRM060062	• 27MRM060062B	0.063	1.6	0.062	1.57	0.250	6.4	0.050	1.3	• 27MRF06 or • 27MRF06B	1000
• 27MRM060075	• 27MRM060075B	0.063	1.6	0.075	1.91	0.250	6.4	0.050	1.3	• 27MRF06 or • 27MRF06B	1000
<b>Female</b>											
• 27MRF06	• 27MRF06B	—	—	—	—	0.250	6.4	0.050	1.3	• 27MRM06XXXX	1000
<b>Male</b>											
• 27MRM090020	• 27MRM090020B	0.094	2.4	0.020	0.5	0.375	9.5	0.075	1.9	• 27MRF09 or • 27MRF09B	1000
• 27MRM090032	• 27MRM090032B	0.094	2.4	0.032	0.8	0.375	9.5	0.075	1.9	• 27MRF09 or • 27MRF09B	1000
• 27MRM090045	• 27MRM090045B	0.094	2.4	0.045	1.1	0.375	9.5	0.075	1.9	• 27MRF09 or • 27MRF09B	1000
• 27MRM090062	• 27MRM090062B	0.094	2.4	0.062	1.6	0.375	9.5	0.075	1.9	• 27MRF09 or • 27MRF09B	1000
• 27MRM090075	• 27MRM090075B	0.094	2.4	0.075	1.9	0.375	9.5	0.075	1.9	• 27MRF09 or • 27MRF09B	1000
• 27MRM090090	• 27MRM090090B	0.094	2.4	0.090	2.3	0.375	9.5	0.075	1.9	• 27MRF09 or • 27MRF09B	1000
• 27MRM090112	• 27MRM090112B	0.094	2.4	0.125	3.2	0.375	9.5	0.075	1.9	• 27MRF09 or • 27MRF09B	1000
• 27MRM090312	• 27MRM090312B	0.094	2.4	0.312	7.9	0.375	9.5	0.075	1.9	• 27MRF09 or • 27MRF09B	1000
<b>Female</b>											
• 27MRF09	• 27MRF09B	—	—	—	—	0.375	9.5	0.075	1.9	• 27MRM09XXXX	1000
<b>Male</b>											
• 27MRM125032	• 27MRM125032B	0.125	3.2	0.030	0.8	0.500	12.7	0.100	2.5	• 27MRF12 or • 27MRF12B	1000
• 27MRM125045	• 27MRM125045B	0.125	3.2	0.045	1.1	0.500	12.7	0.100	2.5	• 27MRF12 or • 27MRF12B	1000
• 27MRM125062	• 27MRM125062B	0.125	3.2	0.062	1.6	0.500	12.7	0.100	2.5	• 27MRF12 or • 27MRF12B	1000
• 27MRM125075	• 27MRM125075B	0.125	3.2	0.075	1.6	0.500	12.7	0.100	2.5	• 27MRF12 or • 27MRF12B	1000
MBRP1-100-01	—	0.125	3.2	0.100	2.5	0.500	12.7	0.100	2.5	• 27MRF12 or • 27MRF12B	1000
• 27MRM125125	• 27MRM125125B	0.125	3.2	0.125	3.2	0.500	12.7	0.100	2.5	• 27MRF12 or • 27MRF12B	1000
• 27MRM125143	• 27MRM125143B	0.125	3.2	0.143	3.6	0.500	12.7	0.100	2.5	• 27MRF12 or • 27MRF12B	1000
• 27MRM125187	• 27MRM125187B	0.125	3.2	0.187	4.8	0.500	12.7	0.100	2.5	• 27MRF12 or • 27MRF12B	1000
MBRP1-250-01	—	0.125	3.2	0.250	6.4	0.500	12.7	0.09	2.3	MBRR1-01	1000
• 27MRM125325	• 27MRM125325B	0.125	3.2	0.325	8.3	0.500	12.7	0.100	2.5	• 27MRF12 or • 27MRF12B	1000
<b>Female</b>											
MBRR1-01	—	—	—	—	—	0.400	10.2	0.100	2.5	MBRP1-XXX	1000
• 27MRF12	• 27MRF12B	—	—	—	—	0.500	12.7	0.100	2.5	• 27MRM125XXXX	1000

## 27STF/27STM Series Snap Tacks

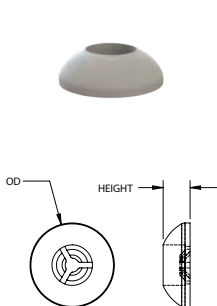


Fig. 1

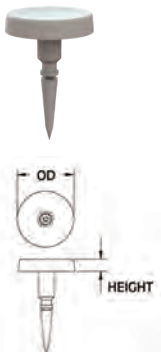


Fig. 2

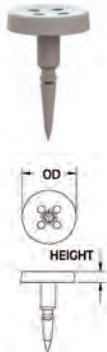
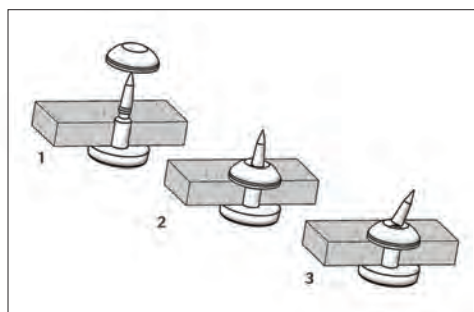


Fig. 3



**Specifications:**

- Material: Tack: Acetal, Button: UL94 V-2 Nylon 6/6
- Color: Natural

**Features:**

- Sharp tack is inserted into the second detent of the retainer; once assembled, sharp end is broken off for final assembly
- Sharp point pierces soft material without the use of tools

Item No.	Fig.	Description	OD		Height		Ø Hole		Panel Thickness		Bulk Pack Qty
			in	mm	in	mm	in	mm	in	mm	
27STF375	1	Female Retainer	0.375	9.5	0.125	3.2	0.125	3.2	—	—	1000
27STM430062	2	Male Tack	0.438	11.1	0.094	2.4	0.125	3.2	0.062	1.6	1000
27STM430125	2	Male Tack	0.438	11.1	0.094	2.4	0.125	3.2	0.125	1.2	1000
27STM430188	2	Male Tack	0.438	11.1	0.094	2.4	0.125	3.2	0.188	4.8	1000
27STMB430188	3	Button Male Tack	0.438	11.1	0.094	2.4	0.125	3.2	0.188	4.8	1000



MALE / FEMALE RIVETS

27MRF/27MRM Series  
Male / Female Rivet

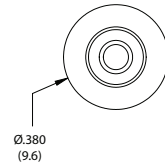
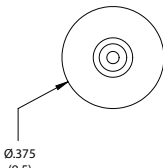
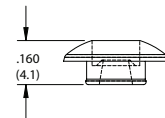


Fig. 1

Fig. 2



Specifications:

- Material: UL94 V-2 Nylon 6/6
- Color: Natural

Features:

- Two-Piece male/female rivet is difficult to remove without damaging

Item No.	Fig.	Description	Ø Hole		Bulk Pack Qty
			in	mm	
27MRF22	1	Female Retainer	0.213	5.4	1000
27MRM218125	2	Male Rivet	—	—	1000

27DM/27TM Series  
Male / Female Snap Tacks

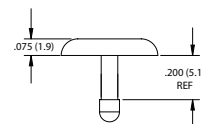
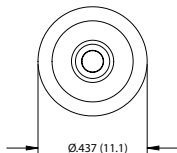
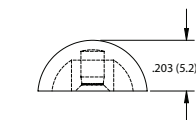


Fig. 1

Fig. 2



Specifications:

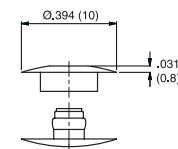
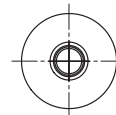
- Material: UL94 V-2 Nylon 6/6
- Color: Natural

Features:

- Locking mechanism is totally enclosed to prevent tampering
- Can be used for a variety of thin panel fastening applications

Item No.	Fig.	Ø Hole		Panel Thickness		Bulk Pack Qty
		in	mm	in	mm	
27DM070	1	0.080	2.0	0.188	4.8	1000
27TM070188	2	0.080	2.0	0.188	4.8	1000

8201 Series  
Male / Female Push Clips



Specifications:

- Material: Nylon 6/6
- Color: See Table


Features:

- Low profile on both sides of the assembly
- Holds flat panels together
- Fast and easy clip in design
- Pack quantity includes 1000 each of male and female parts

White	Item No.	Black	Ø Hole		Maximum Panel Thickness		Bulk Pack Qty
			in	mm	in	mm	
8201020008VR		8201020001VR	0.236	6.0	0.087	2.2	1000
8201030008VR		8201030001VR	0.236	6.0	0.126	3.2	1000
8201040008VR		8201040001VR	0.236	6.0	0.165	4.2	1000
8201050008VR		8201050001VR	0.236	6.0	0.205	5.2	1000



## MALE / FEMALE FASTENERS

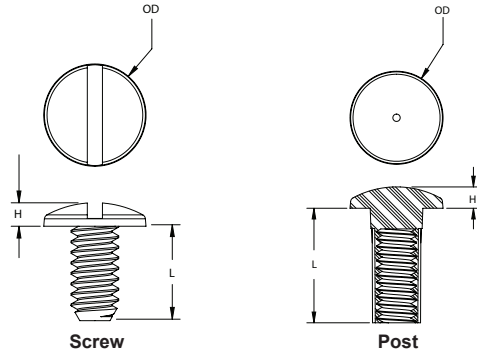
01POST/27POST  
Post and Screws

## Specifications:

- Material: Polycarbonate
- Color: Clear

## Features:

- Strong and durable for industrial applications
- Screw and post are used together; they are sold separately




## Screw

Item No.	Thread	OD		H		L		Bulk Pack Qty
		in	mm	in	mm	in	mm	
010832POST025PC	#8-32	0.355	9.0	0.093	2.4	0.250	6.4	1000
010832POST037PC	#8-32	0.406	10.3	0.093	2.4	0.375	9.5	1000

## Post

Item No.	Thread	Ø Post		L		OD		H		Mating Screw	Bulk Pack Qty
		in	mm	in	mm	in	mm	in	mm		
27POST8320250	#8-32	0.218	5.5	0.250	6.4	0.350	8.9	0.093	2.4	010832POST025PC	1000
27POST8320375	#8-32	0.218	5.5	0.375	9.5	0.406	10.3	0.093	2.4	010832POST037PC	1000
27POST8320500	#8-32	0.218	5.5	0.500	12.7	0.406	10.3	0.093	2.4	010832POST037PC	1000
27POST8320625	#8-32	0.218	5.5	0.625	15.9	0.406	10.3	0.093	2.4	010832POST037PC	1000
27POST8320750	#8-32	0.218	5.5	0.750	19.1	0.406	10.3	0.093	2.4	010832POST037PC	1000
27POST8320875	#8-32	0.218	5.5	0.875	22.2	0.406	10.3	0.093	2.4	010832POST037PC	1000
27POST8321000	#8-32	0.218	5.5	1.000	25.4	0.406	10.3	0.093	2.4	010832POST037PC	1000

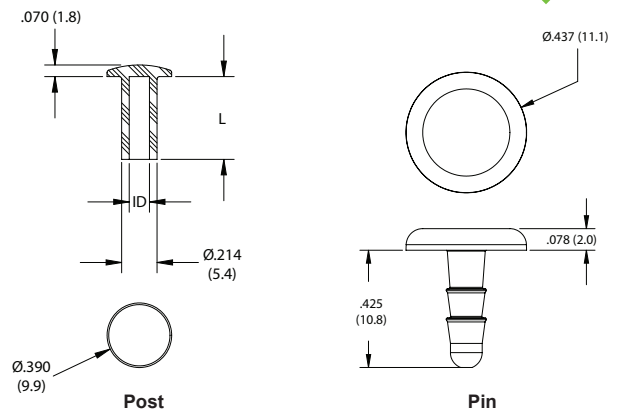
27POSTNT/27PP  
Post and Pin

## Specifications:

- Material: Post: Polyethylene
- Material: Pin: Polycarbonate
- Color: White

## Features:

- A cost effective way for binding applications
- One size pin fits all lengths of posts; sold separately



## Post

Item No.	ID		L		Bulk Pack Qty
	in	mm	in	mm	
27POSTNT0500	0.122	3.1	0.500	12.7	1000
27POSTNT0625	0.122	3.1	0.625	15.9	1000
27POSTNT0750	0.122	3.1	0.750	19.1	1000
27POSTNT1000	0.122	3.1	1.000	25.4	1000
27POSTNT1250	0.122	3.1	1.250	31.8	500

## Pin

Item No.	Bulk Pack Qty
27PP001	1000



MALE / FEMALE FASTENERS / GROMMET NUTS

27RSFP/27RSFK Series  
Sign Fastener System

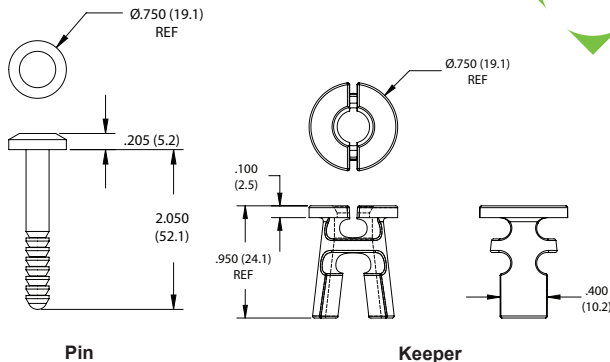


Specifications:

- Material: Impact Modified Nylon 6/6
- Color: White

Features:

- For rapid assembly and dis-assembly
- Squeeze the bottom of the keeper to slide the pin in



Item No.	Description	Ø Hole		Panel Thickness		Bulk Pack Qty
		in	mm	in	mm	
27RSFP001	Pin	0.312	7.9	1.000 - 1.750	25.4 - 44.5	1000
27RSFK001	Keeper	0.312	7.9	1.000 - 1.750	25.4 - 44.5	1000

8501 Series  
SR1990 Snap Fasteners

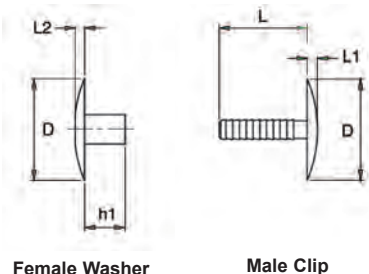


Specifications:

- Material:  
Female Washer: Low-Density Polyethylene  
Male Clip: Polypropylene
- Color: See Table

Features:

- Pack quantity includes 1000 each of male and female parts
- Ideal for fixing corrugated panel



Item No.	Black	White	Clear	Ø Hole		Panel Thickness		Ø D	L	L1	L2	h1	Bulk Pack Qty
				in	mm	in	mm						
8502160901VR	8502160908VR	8502160900VR	0.315 - 0.787	8.0 - 20.0	0.236 - 0.394	6.0 - 10.0	1.181	0.551	0.118	0.118	0.236	1000	
8502260901VR	8502260908VR	8502260900VR	0.315 - 0.787	8.0 - 20.0	0.236 - 0.394	6.0 - 22.0	1.181	1.102	0.118	0.118	0.236	1000	
8502440901VR	8502440908VR	8502440900VR	0.315 - 0.787	8.0 - 20.0	0.787 - 1.575	20.0 - 40.0	1.181	1.732	0.118	0.118	0.236	1000	
8501160901VR	8501160908VR	8501160900VR	0.315 - 0.787	8.0 - 20.0	0.472 - 0.709	12.0 - 18.0	1.181	0.551	0.118	0.118	0.472	1000	
8501260901VR	8501260908VR	8501260900VR	0.315 - 0.787	8.0 - 20.0	0.472 - 1.181	12.0 - 30.0	1.181	1.102	0.118	0.118	0.472	1000	
8501440901VR	8501440908VR	8501440900VR	0.315 - 0.787	8.0 - 20.0	0.472 - 1.811	12.0 - 46.0	1.181	1.732	0.118	0.118	0.472	1000	
8501150901VR	8501150908VR	8501150900VR	0.197 - 0.630	5.0 - 10.0	0.000 - 0.315	0.0 - 8.0	0.591	0.591	0.079	0.138	0.000	1000	
8501220901VR	8501220908VR	8501220900VR	0.197 - 0.630	5.0 - 10.0	0.000 - 0.630	0.0 - 16.0	0.591	0.866	0.079	0.138	.0000	1000	

60SGN Series  
Square Head Round Hole Grommet Nuts

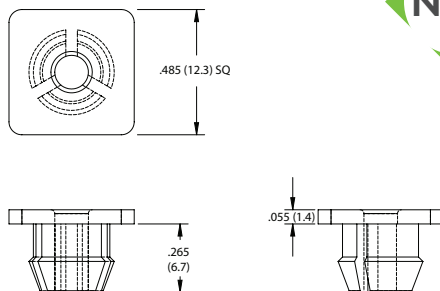


Specifications:

- Material: UL94 V-2 Nylon 6/6
- Color: Natural

Features:

- Provides a corrosion and vibration resistant connection
- Insulates areas of assembly from electrical and thermal transfer
- Eliminates the need for a nut; good for blind mounting
- Mounts with a self-tapping screw

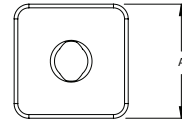



Item No.	Ø Hole		Panel Thickness		Screw Size	Bulk Pack Qty
	in	mm	in	mm		
60SGN03300	0.300	7.6	0.031 - 0.135	0.8 - 3.4	#6	1000



# GROMMET NUTS

## 60SGN/SRSG Series Square Head Square Hole Grommet Nuts

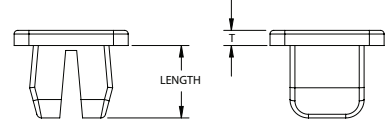


Specifications:

- Material: UL94 V-2 Nylon 6/6
- Color: Natural

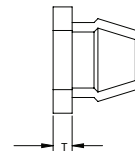
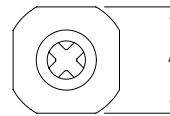
Features:

- Provides a corrosion and vibration resistant connection
- Insulates areas of assembly from electrical and thermal transfer
- Mounts with a self-tapping screw
- Eliminates the need for a nut; good for blind mounting



Item No.	Rect Hole Size		Panel Thickness		Screw Size	A x A		T		Length		Bulk Pack Qty
	in	mm	in	mm		in	mm	in	mm	in	mm	
60SGN01135	0.173 x 0.178	4.4 x 4.5	0.031 - 0.078	0.8 - 2.0	#4	0.218	0.050	1.3	0.218	5.5	1000	
60SGN01012	0.173 x 0.178	4.4 x 4.5	0.031 - 0.078	0.8 - 2.0	#4	0.218	0.250	6.4	0.218	5.5	1000	
60SGN01171	0.200 x 0.270	5.1 x 6.9	0.032 - 0.156	0.8 - 4.0	#6	0.312 x 0.437	0.035	0.9	0.312	7.9	1000	
60SGN00912	0.225 x 0.255	5.7 x 6.5	0.031 - 0.125	0.8 - 3.2	#8	0.375	0.187	4.8	0.300	7.6	1000	
60SGN01155	0.245 x 0.250	6.2 x 6.4	0.047 - 0.095	1.2 - 2.4	#2	0.375	0.032	0.8	0.240	6.1	1000	
60SGN00915	0.245 x 0.255	6.2 x 6.5	0.031 - 0.125	0.8 - 3.2	#6-#8	0.375	0.031	0.8	0.281	7.1	1000	
SRSG6-04-01	0.250	6.4	0.031 - 0.125	0.8 - 3.2	#6	0.380	0.040	1.0	0.280	7.1	1000	
60SGN00913	0.250	6.4	0.031 - 0.060	0.8 - 1.5	#8-#10	0.406	0.030	0.8	0.281	7.1	1000	
60SGN01000	0.250 x 0.255	6.4 x 6.5	0.110 - 0.125	2.8 - 3.2	#6	0.375	0.031	0.8	0.265	6.7	1000	
60SGN00006	0.250 x 0.260	6.4 x 6.6	0.031 - 0.115	0.8 - 2.9	#6	0.435	0.094	2.4	0.220	5.6	1000	
60SGN01200	0.250 x 0.260	6.4 x 6.6	0.062 - 0.125	1.6 - 3.2	#6	0.375	0.140	3.6	0.265	6.7	1000	
60SGN01014	0.250 x 0.270	6.4 x 6.9	0.062 - 0.155	1.6 - 3.9	#6	0.375	0.032	0.8	0.312	7.9	1000	
60SGN01176	0.260 x 0.270	6.6 x 6.9	0.093 - 0.187	2.4 - 4.8	#6	0.410	0.040	1.0	0.310	7.9	1000	
60SGN01165	0.270	6.9	0.062 - 0.125	1.6 - 3.2	#6	0.390	0.050	1.3	0.275	7.0	1000	
60SGN00007	0.270	6.9	0.062 - 0.275	1.6 - 7.0	#6	0.375 x 0.500	0.031	0.8	0.435	11.1	1000	
60SGN00914	0.270 x 0.275	6.9 x 7.0	0.031 - 0.109	0.8 - 2.8	#6	0.375	0.305	7.8	0.281	7.1	1000	
60SGN01145	0.270 x 0.310	6.9 x 7.9	0.031 - 0.170	0.8 - 4.3	#8	0.405	0.062	1.6	0.312	7.9	1000	
60SGN01178	0.275	7.0	0.047 - 0.180	1.2 - 4.6	#8	0.375	0.032	0.8	0.327	8.3	1000	
60SGN01177	0.275	7.0	0.187 - 0.250	4.8 - 6.4	#4	0.375	0.035	0.9	0.390	9.9	1000	
60SGN01020	0.275 x 0.280	7.0 x 7.1	0.040 - 0.045	1.0 - 1.1	#8-#10	0.370	0.032	0.8	0.330	8.4	1000	
60SGN01175	0.275 x 0.280	7.0 x 7.1	0.062 - 0.120	1.6 - 3.1	#6	0.390	0.055	1.4	0.281	7.1	1000	
60SGN01170	0.275 x 0.285	6.9 x 7.2	0.031 - 0.125	0.8 - 3.2	#4	0.375	0.050	1.3	0.218	5.5	1000	
60SGN00001	0.275 x 0.290	7.0 x 7.4	0.031 - 0.125	0.8 - 3.2	#8-#10	0.375	0.031	0.8	0.320	8.1	1000	
60SGN00002	0.275 x 0.290	7.0 x 7.4	0.031 - 0.125	0.8 - 3.2	#8-#10	0.375	0.062	1.6	0.320	8.1	500	
60SGN00003	0.275 x 0.290	7.0 x 7.4	0.031 - 0.125	0.8 - 3.2	#8-#10	0.375	0.125	3.2	0.320	8.1	1000	
60SGN00004	0.275 x 0.290	7.0 x 7.4	0.031 - 0.125	0.8 - 3.2	#8-#10	0.375	0.250	6.4	0.320	8.1	500	
SRSG-7S	0.283	7.2	0.031 - 0.130	0.8 - 3.3	#8-#10	0.405	0.032	0.8	0.325	8.3	1000	
SRSG-8S	0.283	7.2	0.031 - 0.130	0.8 - 3.3	#8-#10	0.405	0.062	1.6	0.325	8.3	1000	
60SGN01016	0.285 x 0.295	7.2 x 7.5	0.078 - 0.175	2.0 - 4.5	#8	0.380	0.045	1.1	0.340	8.6	1000	
60SGN01126	0.305 x 0.315	7.8 x 8.0	0.031 - 0.175	0.8 - 4.4	#8	0.470	0.060	1.5	0.300	7.6	500	
60SGN01150	0.310	7.9	0.031 - 0.170	0.8 - 4.3	#10	0.465	0.062	1.6	0.295	7.5	500	
60SGN03400	0.312 x 0.325	7.9 x 8.3	0.171	4.3	#10	0.472	0.059	1.5	0.295	7.5	1000	
60SGN01154	0.320	8.1	0.031 - 0.155	0.8 - 3.9	#10	0.650	0.072	1.8	0.305	7.7	500	
60SGN01185	0.320 x 0.335	8.1 x 8.5	0.032 - 0.234	0.8 - 5.9	#10	0.470	0.055	1.4	0.420	10.7	500	
60SGN01195	0.330 x 0.365	8.4 x 9.3	0.032 - 0.095	0.8 - 2.4	#10	0.493	0.094	2.4	0.295	7.5	500	
60SGN00039	0.330 x 0.343	8.4 x 8.7	0.031 - 0.156	0.8 - 4.0	1/4	0.560	0.062	1.6	0.320	8.1	500	
60SGN01160	0.335 x 0.340	8.5 x 8.6	0.062 - 0.125	1.6 - 3.2	#8	0.512	0.075	1.9	0.315	8.0	1000	
60SGN01190	0.335 x 0.345	8.5 x 8.8	0.062 - 0.171	1.6 - 4.4	#10	0.468	0.095	2.4	0.400	10.2	1000	
60SGN01122	0.350 x 0.355	8.9 x 9.0	0.218 - 0.230	5.5 - 5.8	#8-#10	0.475	0.064	1.6	0.421	10.7	1000	
60SGN01130	0.370 x 0.375	9.4 x 9.5	0.031 - 0.100	0.8 - 2.5	#12	0.620	0.080	2.0	0.275	7.0	1000	
60SGN01180	0.370 x 0.375	9.4 x 9.5	0.062 - 0.120	1.6 - 3.1	1/4	0.625	0.080	2.0	0.281	7.1	500	
60SGN01182	0.370 x 0.375	9.4 x 9.5	0.125 - 0.250	3.2 - 6.4	1/4	0.625	0.080	2.0	0.406	10.3	500	
60SGN00015	0.370 x 0.380	9.4 x 9.7	0.031 - 0.156	0.8 - 4.0	#10	0.625	0.078	2.0	0.325	8.3	1000	
60SGN01125	0.370 x 0.390	9.4 x 9.9	0.064 - 0.187	1.6 - 4.8	#10	0.609	0.085	2.2	0.290	7.4	500	
60SGN01179	0.370 x 0.445	9.4 x 11.3	0.062 - 0.120	1.2 - 4.6	1/4	0.625	0.080	2.0	0.281	7.1	1000	

## 60SGN Series Square Head Double Split Square Hole Grommet Nuts

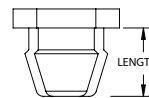


Specifications:

- Material: UL94 V-2 Nylon 6/6
- Color: Natural

Features:

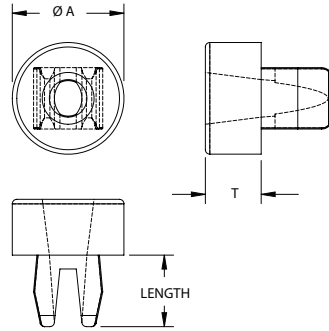
- Provides a corrosion and vibration resistant connection
- Insulates areas of assembly from electrical and thermal transfer
- Mounts with a self-tapping screw



Item No.	Rect Hole Size		Panel Thickness		Screw Size	A x A		T		Length		Bulk Pack Qty
	in	mm	in	mm		in	mm	in	mm	in	mm	
60SGN01015	0.228 x 0.233	5.8 x 5.9	0.250 - 0.271	6.4 - 6.9	#8	0.375	9.5	0.031	0.8	0.406	10.3	1000
60SGN01025	0.250	6.4	0.093 - 0.275	0.9 - 7.0	#8	0.375	9.5	0.047	1.2	0.420	10.7	500
60SGN01030	0.303	7.7	0.031 - 0.145	0.8 - 3.7	#8-#10	0.435	11.1	0.062	1.6	0.270	6.9	1000
60SGN01019	0.305 x 0.310	7.8 x 7.9	0.125 - 0.135	3.2 - 3.4	#8	0.437	11.1	0.062	1.6	0.281	7.1	500
60SGN01018	0.310 x 0.315	7.9 x 8.0	0.110 - 0.115	2.8 - 2.9	#8	0.437	11.1	0.078	2.0	0.281	7.1	500
60SGN01128	0.330	8.4	0.031 - 0.125	0.8 - 3.5	#8	0.505	12.8	0.032	0.8	0.275	7.0	500
60SGN01021	0.375 x 0.390	9.5 x 9.9	0.230	5.5	1/4	0.625	15.9	0.080	2.0	0.438	11.1	1000
60SGN01010	0.377 x 0.382	9.6 x 9.7	0.125 - 0.130	3.2 - 3.3	#10	0.609	15.5	0.082	2.1	0.308	7.8	500
60SGN01181	0.410	10.4	0.031 - 0.062	0.8 - 1.6	1/4	0.630	16.0	0.140	3.6	0.280	7.1	500



**60SGN/SRSG Series**  
**Round Head Square Hole Grommet Nuts**



**Specifications:**

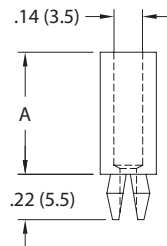
- Material: UL94 V-2 Nylon 6/6
- Color: Natural

**Features:**

- Provides a corrosion and vibration resistant connection
- Eliminates the need for a nut; good for blind mounting
- Mounts with a self-tapping screw

Item No.	Rect Hole Size		Panel Thickness		Screw Size	ØA		T		Length		Bulk Pack Qty
	in	mm	in	mm		in	mm	in	mm	in	mm	
• 60SGN00014	0.169 x 0.177	4.3 x 4.5	0.063		#4	0.264	6.7	0.374	9.5	0.217	5.5	1000
• 60SGN00008	0.267 x 0.272	6.8 x 6.9	0.031 - 0.109	0.8 - 2.8	#8-#10	0.563	14.3	0.563	14.3	0.281	7.1	1000
• 60SGN00009	0.270 x 0.280	6.9 x 7.1	0.062 - 0.165	1.6 - 4.2	#6	0.375	9.5	0.093	2.4	0.300	7.6	1000
• 60SGN02500	0.275 x 0.280	7.0 x 7.1	0.062 - 0.170	1.6 - 4.3	#8	0.495	12.6	0.312	7.9	0.325	8.3	500
• 60SGN00016	0.275 x 0.285	7.0 x 7.2	0.031 - 0.156	0.8 - 4.0	#8-#10	0.500	12.7	0.098	2.5	0.325	8.3	500
• 60SGN00818	0.275 x 0.290	7.0 x 7.4	0.031 - 0.109	0.8 - 2.8	#8-#10	0.547	13.9	1.062	27.0	0.281	7.1	500
• 60SGN00010	0.275 x 0.290	7.0 x 7.4	0.031 - 0.125	0.8 - 3.2	#8-#10	0.500	12.7	0.031	0.8	0.320	8.1	1000
• 60SGN00011	0.275 x 0.290	7.0 x 7.4	0.031 - 0.125	0.8 - 3.2	#8-#10	0.500	12.7	0.062	1.6	0.320	8.1	1000
• 60SGN00012	0.275 x 0.290	7.0 x 7.4	0.031 - 0.125	0.8 - 3.2	#8-#10	0.500	12.7	0.125	3.2	0.320	8.1	1000
• 60SGN00013	0.275 x 0.290	7.0 x 7.4	0.031 - 0.125	0.8 - 3.2	#8-#10	0.500	12.7	0.250	6.4	0.320	8.1	500
• 60SGN00100	0.275 x 0.290	7.0 x 7.4	0.031 - 0.156	0.8 - 4.0	#8-#10	0.437	11.1	0.032	0.8	0.325	8.3	1000
• 60SGN00038	0.275 x 0.290	7.0 x 7.4	0.031 - 0.156	0.8 - 4.0	#8	0.500	12.7	0.375	9.5	0.320	8.1	1000
• 60SGN00072	0.275 x 0.290	7.0 x 7.4	0.031 - 0.156	0.8 - 4.0	#10	0.500	12.7	0.708	18.0	0.315	8.0	1000
• 60SGN00073	0.280 x 0.285	7.1 x 7.2	0.032 - 0.150	0.8 - 3.8	#6	0.250	12.7	0.719	18.3	0.344	8.7	1000
SRSG-1D	0.284	7.2	0.031 - 0.109	0.8 - 2.8	#8-#10	0.490	12.4	0.250	6.4	0.280	7.1	1000
SRSG-2D	0.284	7.2	0.031 - 0.109	0.8 - 2.8	#8-#10	0.490	12.4	0.312	7.9	0.280	7.1	1000
• 60SGN00911	0.281 x 0.286	7.1 x 7.3	0.031 - 0.109	0.8 - 2.8	#8-#10	0.492	12.5	0.375	9.5	0.281	7.1	1000
SRSG-4D	0.284	7.2	0.031 - 0.109	0.8 - 2.8	#8-#10	0.490	12.4	0.500	12.7	0.280	7.1	1000
SRSG-5D	0.284	7.2	0.031 - 0.109	0.8 - 2.8	#8-#10	0.490	12.4	0.625	15.9	0.280	7.1	1000
• 60SGN00910	0.281 x 0.286	7.1 x 7.3	0.031 - 0.109	0.8 - 2.8	#8-#10	0.492	12.5	0.693	17.6	0.281	7.1	1000
SRSG-9D	0.288	7.3	0.031 - 0.156	0.8 - 4.0	#8-#10	0.500	12.7	0.098	2.5	0.325	8.3	1000
SRSG-10D	0.288	7.3	0.031 - 0.156	0.8 - 4.0	#8-#10	0.500	12.7	0.130	3.3	0.325	8.3	1000
SRSG-11D	0.288	7.3	0.031 - 0.156	0.8 - 4.0	#8-#10	0.500	12.7	0.375	9.5	0.325	8.3	1000
• 60SGN01140	0.310	7.9	0.031 - 0.160	0.8 - 4.1	#10	0.500	12.7	0.035	0.9	0.292	7.4	500
• 60SGN01143	0.310	7.9	0.031 - 0.160	0.8 - 4.1	#10	0.500	12.7	0.177	4.5	0.292	7.4	1000
• 60SGN02400	0.325 x 0.330	8.3 x 8.4	0.031 - 0.156	0.8 - 4.0	#10	0.565	14.4	0.062	1.6	0.320	8.1	500
• 60SGN00037	0.347 x 0.350	8.8 x 8.9	0.031 - 0.125	0.8 - 3.2	#8	0.662	16.8	0.043	1.1	0.390	9.9	1000
• 60SGN01121	0.350 x 0.355	8.9 x 9.0	0.032 - 0.125	0.8 - 3.2	#12	0.534	13.6	0.130	3.3	0.281	7.1	1000
• 60SGN01124	0.350 x 0.355	8.9 x 9.0	0.032 - 0.125	0.8 - 3.2	#10	0.563	14.3	0.250	6.4	0.320	8.1	1000
• 60SGN00005	0.375	9.5	0.031 - 0.125	0.8 - 3.2	1/4	0.625	15.9	1.062	27.0	0.281	7.1	1000
• 60SGN02300	0.415 x 0.430	10.5 x 10.9	0.032 - 0.135	0.8 - 3.4	5/16	0.750	19.1	0.062	1.6	0.310	7.9	1000
• 60SGN02700	0.415 x 0.430	10.5 x 10.9	0.071 - 0.250	1.8 - 6.4	5/16	0.750	19.1	0.062	1.6	0.430	10.9	1000
• 60SGN02200	0.425 x 0.429	10.8 x 10.9	0.031 - 0.110	0.8 - 2.8	5/16	0.740	18.8	0.190	4.8	0.312	7.9	1000

**MSNE**  
**Spacer Nut**



**Specifications:**

- Material: UL94 V-2 Nylon 6/6
- Color: Natural

**Features:**

- Square hole prevents rotation
- As screw is engaged, legs spread holding the spacer in place without use of a nut
- Mounts with a self-tapping screw

Item No.	Sq Hole Size		Panel Thickness		Screw Size	A		Bulk Pack Qty
	in	mm	in	mm		in	mm	
MSNE-2-01	0.169	4.3	0.063	1.6	#4	0.125	3.2	1000
MSNE-4M-01	0.169	4.3	0.063	1.6	#4	0.157	4.0	1000
MSNE-3-01	0.169	4.3	0.063	1.6	#4	0.188	4.8	1000
MSNE-6M-01	0.169	4.3	0.063	1.6	#4	0.240	6.1	1000
MSNE-4-01	0.169	4.3	0.063	1.6	#4	0.250	6.4	1000
MSNE-5-01	0.169	4.3	0.063	1.6	#4	0.313	7.9	1000
MSNE-8M-01	0.169	4.3	0.063	1.6	#4	0.313	8.0	1000
MSNE-6-01	0.169	4.3	0.063	1.6	#4	0.375	9.5	1000
MSNE-10M-01	0.169	4.3	0.063	1.6	#4	0.390	9.9	1000
MSNE-12M-01	0.169	4.3	0.063	1.6	#4	0.470	11.9	1000
MSNE-8-01	0.169	4.3	0.063	1.6	#4	0.500	12.7	1000
MSNE-10-01	0.169	4.3	0.063	1.6	#4	0.625	15.9	1000
MSNE-12-01	0.169	4.3	0.063	1.6	#4	0.750	19.1	1000
MSNE-16-01	0.169	4.3	0.063	1.6	#4	1.000	25.4	1000

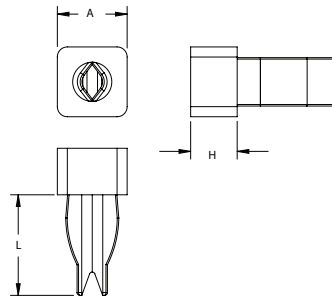
**GROMMET NUTS****60SGC Series  
Closed Screw Spacer  
Grommet Nuts**

## Specifications:

- Material: UL94 V-2 Nylon 6/6
- Color: Natural

## Features:

- Fully encapsulates metal screws, providing electrical insulation and protection
- Creates a low cost, positive connection of thin gauge materials while eliminating cross threading
- Mounts with a self-tapping screw



Item No.	Rect Hole Size		Panel Thickness		Screw Size	A Square		H		L		Bulk Pack Qty
	in	mm	in	mm		in	mm	in	mm	in	mm	
60SGC00001	0.270 x 0.290	6.9 x 7.4	0.020 - 0.140	0.5 - 3.6	#8; #10	0.375	9.53	0.031	0.8	0.540	13.7	1000
60SGC00002	0.270 x 0.290	6.9 x 7.4	0.020 - 0.140	0.5 - 3.6	#8; #10	0.375	9.53	0.062	1.6	0.540	13.7	1000
60SGC00003	0.270 x 0.290	6.9 x 7.4	0.020 - 0.140	0.5 - 3.6	#8; #10	0.375	9.53	0.125	3.2	0.540	13.7	1000
60SGC00004	0.270 x 0.290	6.9 x 7.4	0.020 - 0.140	0.5 - 3.6	#8; #10	0.375	9.53	0.250	6.4	0.540	13.7	500
60SGC00005	0.309 x 0.315	7.9 x 8.0	0.020 - 0.140	0.5 - 3.6	#8; #10	0.437	11.1	0.031	0.8	0.540	13.7	1000
60SGC00006	0.309 x 0.315	7.9 x 8.0	0.020 - 0.140	0.5 - 3.6	#8; #10	0.437	11.1	0.062	1.6	0.540	13.7	1000
60SGC00007	0.309 x 0.315	7.9 x 8.0	0.020 - 0.140	0.5 - 3.6	#8; #10	0.437	11.1	0.125	3.2	0.540	13.7	500
60SGC00008	0.309 x 0.315	7.9 x 8.0	0.020 - 0.140	0.5 - 3.6	#8; #10	0.437	11.1	0.250	6.4	0.540	13.7	1000

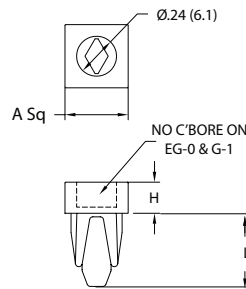
**EG  
Expansion Grommet**

## Specifications:

- Material: UL94 V-2 Nylon 6/6
- Color: Natural

## Features:

- Rectangular hole prevents rotation
- As screw is engaged, legs spread holding the spacer in place without use of a nut
- Fully encapsulates metal screws, providing electrical insulation and protection
- Mounts with a self-tapping screw



Item No.	Rect Hole Size		Panel Thickness		Screw Size	A Square		H		L		Bulk Pack Qty
	in	mm	in	mm		in	mm	in	mm	in	mm	
EG-0-01	0.260 x 0.305	6.6 x 7.8	0.020 - 0.076	0.5 - 1.9	#8; #10	0.38	9.6	0.031	0.8	0.44	11.1	1000
EG-1-01	0.260 x 0.305	6.6 x 7.8	0.020 - 0.076	0.5 - 1.9	#8; #10	0.38	9.6	0.063	1.6	0.44	11.1	1000
EG-2-01	0.260 x 0.305	6.6 x 7.8	0.020 - 0.076	0.5 - 1.9	#8; #10	0.38	9.6	0.125	3.2	0.44	11.1	1000
EG-3-01	0.260 x 0.305	6.6 x 7.8	0.020 - 0.076	0.5 - 1.9	#8; #10	0.38	9.6	0.188	4.8	0.44	11.1	1000
EG-4-01	0.260 x 0.305	6.6 x 7.8	0.020 - 0.076	0.5 - 1.9	#8; #10	0.38	9.6	0.250	6.4	0.44	11.1	1000
EG-5-01	0.260 x 0.305	6.6 x 7.8	0.020 - 0.076	0.5 - 1.9	#8; #10	0.38	9.6	0.313	7.9	0.44	11.1	1000
EG-6-01	0.260 x 0.305	6.6 x 7.8	0.020 - 0.076	0.5 - 1.9	#8; #10	0.38	9.6	0.375	9.5	0.44	11.1	1000
EG-7-01	0.260 x 0.305	6.6 x 7.8	0.020 - 0.076	0.5 - 1.9	#8; #10	0.38	9.6	0.438	11.1	0.44	11.1	1000
EG-8-01	0.260 x 0.305	6.6 x 7.8	0.020 - 0.076	0.5 - 1.9	#8; #10	0.38	9.6	0.500	12.7	0.44	11.1	1000

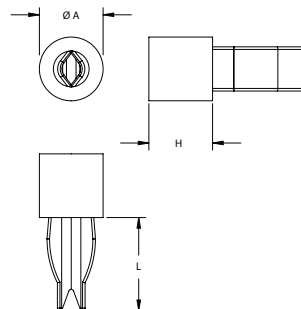
**60SPG/60SGC Series  
Closed Screw Spacer Grommet Nuts**

## Specifications:

- Material: UL94 V-2 Nylon 6/6
- Color: Natural

## Features:

- Insulates areas of assembly from electrical and thermal transfer
- Creates a low cost, positive connection of thin gauge materials while eliminating cross threading
- Mounts with a self-tapping screw



Item No.	Rect Hole Size		Panel Thickness		Screw Size	Ø A		H		L		Bulk Pack Qty
	in	mm	in	mm		in	mm	in	mm	in	mm	
60SPG00010	0.250 x 0.281	6.4 x 7.1	0.020 - 0.140	0.5 - 3.6	#8; #10	0.375	9.5	0.125	3.2	0.438	11.1	500
60SPG00001	0.270 x 0.290	6.9 x 7.4	0.020 - 0.140	0.5 - 3.6	#8; #10	0.375	9.5	0.125	3.2	0.548	13.9	1000
60SPG00002	0.270 x 0.290	6.9 x 7.4	0.020 - 0.140	0.5 - 3.6	#8; #10	0.375	9.5	0.187	4.8	0.548	13.9	1000
60SPG00003	0.270 x 0.290	6.9 x 7.4	0.020 - 0.140	0.5 - 3.6	#8; #10	0.375	9.5	0.250	6.4	0.548	13.9	500
60SPG00004	0.270 x 0.290	6.9 x 7.4	0.020 - 0.140	0.5 - 3.6	#8; #10	0.375	9.5	0.312	7.9	0.548	13.9	1000
60SPG00005	0.270 x 0.290	6.9 x 7.4	0.020 - 0.140	0.5 - 3.6	#8; #10	0.375	9.5	0.375	9.5	0.548	13.9	1000
60SPG00006	0.270 x 0.290	6.9 x 7.4	0.020 - 0.140	0.5 - 3.6	#8; #10	0.375	9.5	0.500	12.7	0.548	13.9	1000



# GROMMET NUTS / ACETAL RIVETS

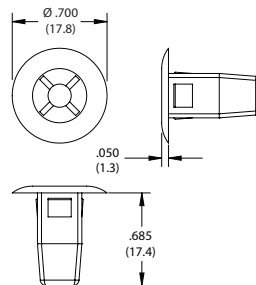
## 60SGN Series Closed Grommet Nuts

Specifications:

- Material: UL94 V-2 Nylon 6/6
- Color: Natural

Features:

- Provides a corrosion and vibration resistant connection
- Insulates areas of assembly from electrical and thermal transfer
- Mounts with a self-tapping screw



Item No.	Sq Hole Size		Panel Thickness		Screw Size	Bulk Pack Qty
	in	mm	in	mm		
60SGN01402	0.355 x 0.355	9.0 - 9.0	0.062 - 0.350	1.6 - 8.8	#10	500


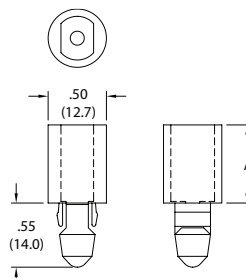
## SN Series Closed Spacer Nut

Specifications:

- Material: UL94 HB Polycarbonate
- Color: Clear

Features:

- Fully encapsulates the screw
- Mounts with a metal #8 self-tapping screw
- When the screw is fully engaged, the bottom tabs break free, allowing expansion of the bottom "wings" and locking it in place



Item No.	Ø Hole		Panel Thickness		Screw Size	Ø Head		A		Bulk Pack Qty
	in	mm	in	mm		in	mm	in	mm	
SN-125	0.312	7.9	0.063	1.6	#8	0.50	12.7	0.125	3.2	1000
SN-187	0.312	7.9	0.063	1.6	#8	0.50	12.7	0.187	4.7	1000
SN-250	0.312	7.9	0.063	1.6	#8	0.50	12.7	0.250	6.4	1000
SN-312	0.312	7.9	0.063	1.6	#8	0.50	12.7	0.312	7.9	1000
SN-375	0.312	7.9	0.063	1.6	#8	0.50	12.7	0.375	9.5	1000
SN-500	0.312	7.9	0.063	1.6	#8	0.50	12.7	0.500	12.7	1000

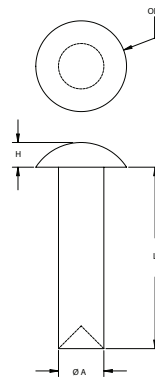
## 26RIV Series Molded Acetal Rivets

Specifications:

- Material: Acetal
- Color: Natural

Features:

- Inserted into punched or predrilled holes and used in structural applications
- Joins different workpieces together
- Resists moisture, solvents, fuel and wear




Item No.	Ø A		OD		H		L		Bulk Pack Qty
	in	mm	in	mm	in	mm	in	mm	
26RIV001	0.085	2.2	0.143	3.6	0.058	1.5	0.125	3.2	1000
26RIV002	0.085	2.2	0.143	3.6	0.058	1.5	0.188	4.8	1000
26RIV003	0.085	2.2	0.143	3.6	0.058	1.5	0.250	6.4	1000
26RIV004	0.085	2.2	0.143	3.6	0.058	1.5	0.313	7.9	1000
26RIV005	0.085	2.2	0.143	3.6	0.058	1.5	0.375	9.5	1000
26RIV006	0.085	2.2	0.143	3.6	0.058	1.5	0.438	11.1	1000
26RIV007	0.085	2.2	0.143	3.6	0.058	1.5	0.500	12.7	1000
26RIV011	0.125	3.2	0.250	6.4	0.068	1.7	0.125	3.2	1000
26RIV012	0.125	3.2	0.250	6.4	0.068	1.7	0.188	4.8	1000
26RIV013	0.125	3.2	0.250	6.4	0.068	1.7	0.250	6.4	1000
26RIV014	0.125	3.2	0.250	6.4	0.068	1.7	0.313	7.9	1000
26RIV015	0.125	3.2	0.250	6.4	0.068	1.7	0.375	9.5	1000
26RIV016	0.125	3.2	0.250	6.4	0.068	1.7	0.438	11.1	1000
26RIV017	0.125	3.2	0.250	6.4	0.068	1.7	0.500	12.7	1000
26RIV018	0.125	3.2	0.250	6.4	0.068	1.7	0.563	14.3	1000
26RIV019	0.125	3.2	0.250	6.4	0.068	1.7	0.625	15.9	1000
26RIV020	0.125	3.2	0.250	6.4	0.068	1.7	0.688	17.5	1000
26RIV021	0.125	3.2	0.218	5.5	0.090	2.3	0.125	3.2	1000
26RIV022	0.125	3.2	0.218	5.5	0.090	2.3	0.188	4.8	1000
26RIV023	0.125	3.2	0.218	5.5	0.090	2.3	0.250	6.4	1000
26RIV024	0.125	3.2	0.218	5.5	0.090	2.3	0.313	7.9	1000
26RIV025	0.125	3.2	0.218	5.5	0.090	2.3	0.375	9.5	1000
26RIV026	0.125	3.2	0.218	5.5	0.090	2.3	0.500	12.7	1000
26RIV050	0.125	3.2	0.255	6.5	0.051	1.3	0.250	6.4	1000
26RIV055	0.125	3.2	0.255	6.5	0.051	1.3	0.375	9.5	1000



**SCREW COVERS & CAPS****HBG Series  
Ohio Nut and Bolt Caps**

## Specifications:

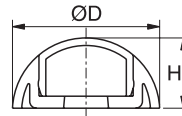
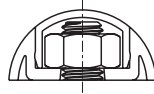
- Material: Elastomeric Polyethylene
- Color: Grey



## Features:

- Low-cost alternative to adjustable swivel glides
- Used in conjunction with Ohio Nut and Bolt parts, capping the head of the bolt with a non-skid, non-marking elastomeric cap

Item No.	Bolt Size	Head Ø		Head Thickness		Bulk Pack Qty
		in	mm	in	mm	
HBG1010A	5/16-18 & M8	0.750	19.1	0.093	2.4	5000
HBG1020A	3/8-16 & M10	0.875	22.2	0.125	3.2	3800
HBG1030A	1/2-13	1.062	27.0	0.156	4.0	2200

**SCC/SCB Series  
Secure Bolt Cover Base & Caps**

## Specifications:

- Material: Polypropylene
- Color: See Table

## Features:

- To cover bolt head or nut
- Cap design snaps securely into base (sold separately)
- Able to mix and match colors for the cap and base

Item No.						Fits Bolt and Nut		Ø D	H	Bulk Pack Qty
White		Black		Red		Std	Metric	in	in	
Cap	Base	Cap	Base	Cap	Base					
SCC003W	SCB003W	SCC003B	SCB003B	SCC003R	SCB003R	—	M6	0.984	0.472	250
SCC005W	SCB005W	SCC005B	SCB005B	SCC005R	SCB005R	5/16	M8	1.260	0.551	250
SCC010W	SCB010W	SCC010B	SCB010B	SCC010R	SCB010R	3/8	M10	1.496	0.669	100
SCC015W	SCB015W	SCC015B	SCB015B	SCC015R	SCB015R	7/16	M12	1.693	0.807	100

Item No.						Fits Bolt and Nut		Ø D	H	Bulk Pack Qty
Blue		Green		Yellow		Std	Metric	in	in	
Cap	Base	Cap	Base	Cap	Base					
SCC003BL	SCB003BL	SCC003G	SCB003G	SCC003Y	SCB003Y	—	M6	0.984	0.472	250
SCC005BL	SCB005BL	SCC005G	SCB005G	SCC005Y	SCB005Y	5/16	M8	1.260	0.551	250
SCC010BL	SCB010BL	SCC010G	SCB010G	SCC010Y	SCB010Y	3/8	M10	1.496	0.669	100
SCC015BL	SCB015BL	SCC015G	SCB015G	SCC015Y	SCB015Y	7/16	M12	1.693	0.807	100

**ESSENTIAL SOLUTIONS****DELIVERED**

VISIT OUR WEBSITE  
[www.essentracomponents.com](http://www.essentracomponents.com)



GIVE US A CALL  
800 847 0486



SEND US AN EMAIL  
[sales@essentracomponents.com](mailto:sales@essentracomponents.com)



SEND US A FAX  
866 561 6617



# SCREW COVERS & CAPS

## POB/POC Series Decorative Screw Covers

**Specifications:**

- Material: Base (POB): Polypropylene
- Color: Natural
- Material: Cap (POC): Polypropylene
- Color: See Table

**Features:**


- An attractive solution to cover screws
- Caps and bases sold separately
- Special colors available – consult factory
- POB bases must be paired with corresponding POC caps for assembly



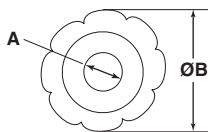
Cap



Base



Base Only

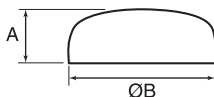


Base

Base Item No.	For Screw Size	Ø A	Ø B	Bulk Pack Qty
POB100A	#4 Pan	0.120	0.415	500
POB125A	#6 Pan	0.151	0.415	500
POB150A	#4 or #6 Countersunk	0.151	0.415	500
POB200A	#8 Pan	0.176	0.500	500
POB225A	#10 Pan	0.195	0.500	500
POB250A	#8/#10 Countersunk	0.195	0.500	500
POB300A	1/4x20 Pan	0.245	0.620	500
POB350A	1/4x20 Countersunk	0.245	0.620	500



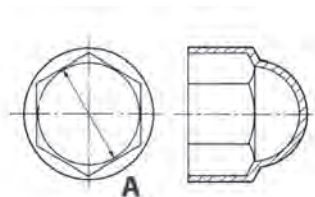
Cap  
(Fully Assembled)



Cap

Cap Item No.		A	Ø B	Covers Screw Size	Bulk Pack Qty
POC100MA	POC100MB	0.200	0.500	#4 and #6	500
POC200MA	POC200MB	0.260	0.630	#8 and #10	500
POC300MA	POC300MB	0.260	0.700	1/4-20	500

## BNC Series Bolt and Nut Caps



**Specifications:**

- Material: Low-Density Polyethylene with UV Stabilizer
- Color: See Table

**Features:**

- Protects against weathering and tampering
- Enhances finished appearance

Item No.	Item No.	Fits Bolt Size	Ø A		Bulk Pack Qty
Black	White		in	mm	
BNC0189A	BNC0189B	#10	0.306	7.8	1000
BNC0250A	BNC0250B	1/4	0.425	10.8	5000
BNC0312A	BNC0312B	5/16	0.484	12.3	1000
BNC0375A	BNC0375B	3/8	0.550	14.0	1000
BNC0437A	BNC0437B	7/16	0.622	15.8	2500
BNC0500A	BNC0500B	1/2	0.740	18.8	2000
BNC0625A	BNC0625B	5/8	0.937	23.8	1000
BNC05A	BNC05B	5mm	0.311	7.9	5000

Item No.	Item No.	Fits Bolt Size	Ø A		Bulk Pack Qty
Black	White		in	mm	
BNC06A	BNC06B	6mm	0.386	9.8	5000
BNC08A	BNC08B	8mm	0.504	12.8	5000
BNC10A	BNC10B	10mm	0.661	16.8	2500
BNC14A	BNC14B	14mm	0.858	21.8	1200
BNC18A	BNC18B	18mm	1.055	26.8	1500
BNC20A	BNC20B	20mm	1.173	29.8	1200
BNC22A	BNC22B	22mm	1.252	31.8	800
BNC24A	BNC24B	24mm	1.406	35.7	500



# SCREW CAPS / LICENSE PLATE HOLDERS

## USC Series Screw Caps

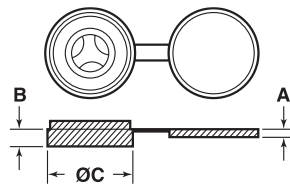


Fig. 1

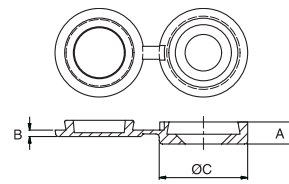


Fig. 2

**Specifications:**

- Material: Polypropylene
- Color: See Table

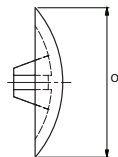
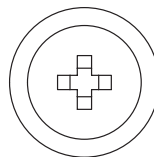
**Features:**

- Neatly hides screw heads from view
- Will suit most types of screw heads
- Cap is attached to the washer by a hinge, which folds neatly when cap is snapped together



Item No.	Color	Fig	Fits Screw	A		B		Ø C		Bulk Pack Qty
				in	mm	in	mm	in	mm	
USC0406A	White	1	#4 to #6	0.060	1.5	0.130	3.3	0.462	11.7	1000
USC0406B	Black	1	#4 to #6	0.060	1.5	0.130	3.3	0.462	11.7	1000
USC6810A	White	2	#6 to #12 and M3.5 to M6	0.039	1.0	0.134	3.4	0.535	13.6	5000
USC6810C	Black	2	#6 to #12 and M3.5 to M6	0.039	1.0	0.134	3.4	0.535	13.6	5000
USC464219A	White	1	1/4	0.114	2.9	0.197	5.0	0.689	17.5	5000
USC464220A	Black	1	1/4	0.114	2.9	0.197	5.0	0.689	17.5	5000
USC3800A	White	1	3/8	0.114	2.9	0.326	8.3	0.950	24.1	1000
USC3800B	Black	1	3/8	0.114	2.9	0.326	8.3	0.950	24.1	1000

## CH Series Cross Head Screw Caps



**Specifications:**

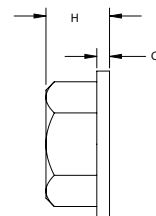
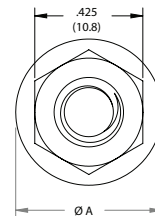
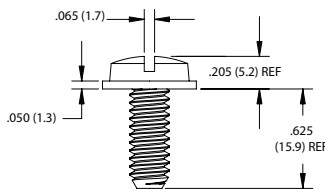
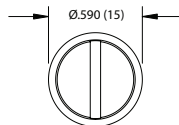
- Material: Low-Density Polyethylene
- Color: White

**Features:**

- Provides excellent concealment and protection of cross-head screws

Item No.	OD		Fits Drive Size	Bulk Pack Qty
	in	mm		
CH2A	0.492	12.5	#2	20000
CH3A	0.551	14.0	#3	20000
CH4A	0.709	18.0	#4	10000

## 012520LP/042502LPN License Plate Fasteners



**Specifications:**

- Material: UL94 V-2 Nylon 6/6
- Color: Natural

**Features:**

- Resistant to corrosion, vibration, oil and most chemicals
- Ideal for outdoor use

**Screw**

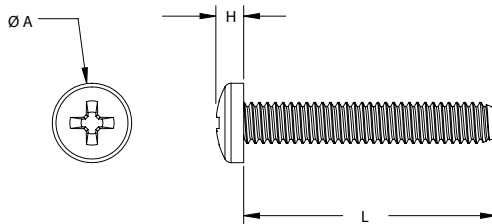

Item No.	Thread	Bulk Pack Qty
012520LP062	1/4-20	500

**Nut**

Item No.	Thread	Ø A		H		C		Bulk Pack Qty
		in	mm	in	mm	in	mm	
042502LPN	1/4-20	0.575	14.6	0.250	6.4	0.050	1.3	500
042502LPNS	1/4-20	0.685	17.4	0.235	6.0	0.035	0.9	500



**NSP/01PW/01W Series  
Phillips Pan Head Screw**



**Specifications:**

- Material: UL94 V-2 Nylon 6/6
- Color: Natural

Item No.	Thread	Length in	H in	Ø A in	Bulk Pack Qty
010080PW012	#0-80	0.125	0.039	0.104 - 0.115	1000
010080PW018	#0-80	0.188	0.039	0.104 - 0.115	1000
010080PW025	#0-80	0.250	0.039	0.104 - 0.115	1000
010256PW009	#2-56	0.094	0.055	0.155 - 0.166	1000
NSP-4-2-01	#4-40	0.125	0.080	0.210	1000
NSP-4-3-01	#4-40	0.188	0.080	0.210	1000
NSP-4-4-01	#4-40	0.250	0.080	0.210	1000
NSP-4-5-01	#4-40	0.313	0.080	0.210	1000
NSP-4-6-01	#4-40	0.375	0.080	0.210	1000
NSP-4-7-01	#4-40	0.438	0.080	0.210	1000
NSP-4-8-01	#4-40	0.500	0.080	0.210	1000
NSP-4-10-01	#4-40	0.625	0.080	0.210	1000
NSP-4-12-01	#4-40	0.750	0.080	0.210	1000
NSP-4-14-01	#4-40	0.875	0.080	0.210	1000
NSP-4-16-01	#4-40	1.000	0.080	0.210	1000
010632PW009	#6-32	0.094	0.092	0.256 - 0.270	1000
010632PW012	#6-32	0.125	0.092	0.256 - 0.270	1000
010632PW015	#6-32	0.156	0.092	0.256 - 0.270	1000
010632PW018	#6-32	0.188	0.092	0.256 - 0.270	1000
010632PW025	#6-32	0.250	0.092	0.256 - 0.270	1000
010632PW031	#6-32	0.313	0.092	0.256 - 0.270	1000
010632PW037	#6-32	0.375	0.092	0.256 - 0.270	1000
010632PW043	#6-32	0.438	0.092	0.256 - 0.270	1000
010632PW050	#6-32	0.500	0.092	0.256 - 0.270	1000
010632PW056	#6-32	0.563	0.092	0.256 - 0.270	1000
010632PW062	#6-32	0.625	0.092	0.256 - 0.270	1000
010632PW068	#6-32	0.688	0.092	0.256 - 0.270	1000
010632PW075	#6-32	0.750	0.092	0.256 - 0.270	1000
010632PW087	#6-32	0.875	0.092	0.256 - 0.270	1000
010632PW100	#6-32	1.000	0.092	0.256 - 0.270	1000
010632PW112	#6-32	1.125	0.092	0.256 - 0.270	1000
010632PW125	#6-32	1.250	0.092	0.256 - 0.270	1000
010632PW150	#6-32	1.500	0.092	0.256 - 0.270	1000
010632PW162	#6-32	1.625	0.092	0.256 - 0.270	1000
010632PW175	#6-32	1.750	0.092	0.256 - 0.270	1000
001632PW187	#6-32	1.875	0.092	0.256 - 0.270	1000
010632PW200	#6-32	2.000	0.092	0.256 - 0.270	1000
010632PW225	#6-32	2.250	0.092	0.256 - 0.270	1000
010640PW025	#6-40	0.250	0.092	0.256 - 0.270	1000
010640PW037	#6-40	0.375	0.092	0.256 - 0.270	1000
010640PW075	#6-40	0.750	0.092	0.256 - 0.270	1000
010640PW100	#6-40	1.000	0.092	0.256 - 0.270	1000
010832PW012	#8-32	0.125	0.110	0.306 - 0.322	1000
010832PW018	#8-32	0.188	0.110	0.306 - 0.322	1000
010832PW025	#8-32	0.250	0.110	0.306 - 0.322	1000
010832PW028	#8-32	0.281	0.110	0.306 - 0.322	1000
010832PW031	#8-32	0.313	0.110	0.306 - 0.322	1000
010832PW037	#8-32	0.375	0.110	0.306 - 0.322	1000
010832PW043	#8-32	0.438	0.110	0.306 - 0.322	1000
010832PW050	#8-32	0.500	0.110	0.306 - 0.322	1000
010832PW062	#8-32	0.625	0.110	0.306 - 0.322	1000
010832PW075	#8-32	0.750	0.110	0.306 - 0.322	1000
010832PW087	#8-32	0.875	0.110	0.306 - 0.322	1000
010832PW100	#8-32	1.000	0.110	0.306 - 0.322	1000
010832PW112	#8-32	1.125	0.110	0.306 - 0.322	1000
010832PW125	#8-32	1.250	0.110	0.306 - 0.322	1000
010832PW137	#8-32	1.375	0.110	0.306 - 0.322	500

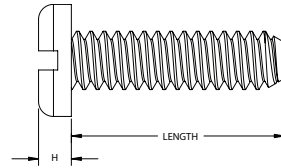
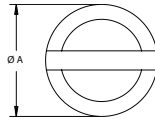
Item No.	Thread	Length in	H in	Ø A in	Bulk Pack Qty
010832PW150	#8-32	1.500	0.110	0.306 - 0.322	500
010832PW165	#8-32	1.656	0.110	0.306 - 0.322	500
010832PW175	#8-32	1.750	0.110	0.306 - 0.322	500
010832PW187	#8-32	1.875	0.110	0.306 - 0.322	500
010832PW200	#8-32	2.000	0.110	0.306 - 0.322	500
010832PW229	#8-32	2.297	0.110	0.306 - 0.322	500
011024PW012	#10-24	0.125	0.150	0.357 - 0.373	1000
011024PW018	#10-24	0.188	0.150	0.357 - 0.373	1000
011024PW025	#10-24	0.250	0.150	0.357 - 0.373	1000
011024PW031	#10-24	0.313	0.150	0.357 - 0.373	1000
011024PW037	#10-24	0.375	0.150	0.357 - 0.373	1000
011024PW050	#10-24	0.500	0.150	0.357 - 0.373	1000
011024PW062	#10-24	0.625	0.150	0.357 - 0.373	1000
011024PW075	#10-24	0.750	0.150	0.357 - 0.373	1000
011024PW100	#10-24	1.000	0.150	0.357 - 0.373	500
011024PW125	#10-24	1.250	0.150	0.357 - 0.373	500
011024PW150	#10-24	1.500	0.150	0.357 - 0.373	500
011024PW225	#10-24	2.250	0.150	0.357 - 0.373	500
011032PW012	#10-32	0.125	0.150	0.357 - 0.373	1000
011032PW018	#10-32	0.188	0.150	0.357 - 0.373	1000
011032PW025	#10-32	0.250	0.150	0.357 - 0.373	1000
011032PW031	#10-32	0.313	0.150	0.357 - 0.373	1000
011032PW037	#10-32	0.375	0.150	0.357 - 0.373	1000
011032PW043	#10-32	0.438	0.150	0.357 - 0.373	1000
011032PW050	#10-32	0.500	0.150	0.357 - 0.373	1000
011032PW062	#10-32	0.625	0.150	0.357 - 0.373	1000
011032PW075	#10-32	0.750	0.150	0.357 - 0.373	500
011032PW081	#10-32	1.188	0.150	0.357 - 0.373	500
011032PW087	#10-32	0.875	0.150	0.357 - 0.373	500
011032PW100	#10-32	1.000	0.150	0.357 - 0.373	500
011032PW106	#10-32	1.063	0.150	0.357 - 0.373	500
011032PW125	#10-32	1.250	0.150	0.357 - 0.373	1000
011032PW150	#10-32	1.500	0.150	0.357 - 0.373	500
011032PW175	#10-32	1.750	0.150	0.357 - 0.373	500
011032PW200	#10-32	2.000	0.150	0.357 - 0.373	500
012520PW025	1/4-20	0.250	0.198	0.473 - 0.492	1000
012520PW031	1/4-20	0.313	0.198	0.473 - 0.492	1000
012520PW037	1/4-20	0.375	0.198	0.473 - 0.492	500
012520PW050	1/4-20	0.500	0.198	0.473 - 0.492	500
012520PW062	1/4-20	0.625	0.198	0.473 - 0.492	500
012520PW075	1/4-20	0.750	0.198	0.473 - 0.492	500
012520PW087	1/4-20	0.875	0.198	0.473 - 0.492	500
012520PW100	1/4-20	1.000	0.198	0.473 - 0.492	500
012520PW125	1/4-20	1.250	0.198	0.473 - 0.492	500
012520PW150	1/4-20	1.500	0.198	0.473 - 0.492	500
012520PW175	1/4-20	1.750	0.198	0.473 - 0.492	500
012520PW200	1/4-20	2.000	0.198	0.473 - 0.492	500
012520PW250	1/4-20	2.500	0.198	0.473 - 0.492	500
012528PW018	1/4-28	0.188	0.198	0.473 - 0.492	500
012528PW025	1/4-28	0.250	0.198	0.473 - 0.492	500
012528PW037	1/4-28	0.375	0.198	0.473 - 0.492	500
012528PW043	1/4-28	0.438	0.198	0.473 - 0.492	500
012528PW050	1/4-28	0.500	0.198	0.473 - 0.492	500
012528PW062	1/4-28	0.625	0.198	0.473 - 0.492	500
012528PW075	1/4-28	0.750	0.198	0.473 - 0.492	500
012528PW100	1/4-28	1.000	0.198	0.473 - 0.492	1000







## PLASTIC SCREWS

50N Series  
Metric Slotted Pan Head Screw

## Specifications:

- Material: UL94 V-2 Nylon 6/6
- Color: Natural

Item No.	Thread	Length mm	H mm	Ø A mm	Bulk Pack Qty
50M020040N004	M2 x 0.4	4.0	1.1 - 1.3	3.7 - 4.0	1000
50M020040N003	M2 x 0.4	3.0	1.1 - 1.3	3.7 - 4.0	1000
50M020040N005	M2 x 0.4	5.0	1.1 - 1.3	3.7 - 4.0	1000
50M020040N006	M2 x 0.4	6.0	1.1 - 1.3	3.7 - 4.0	1000
50M020040N008	M2 x 0.4	8.0	1.1 - 1.3	3.7 - 4.0	1000
50M020040N010	M2 x 0.4	10.0	1.1 - 1.3	3.7 - 4.0	1000
50M020040N012	M2 x 0.4	12.0	1.1 - 1.3	3.7 - 4.0	1000
50M020040N016	M2 x 0.4	16.0	1.1 - 1.3	3.7 - 4.0	1000
50M020040N020	M2 x 0.4	20.0	1.1 - 1.3	3.7 - 4.0	1000
50M020040N025	M2 x 0.4	25.0	1.1 - 1.3	3.7 - 4.0	1000
50M025045N004	M2.5 x 0.45	4.0	1.3 - 1.5	4.7 - 5.0	1000
50M025045N005	M2.5 x 0.45	5.0	1.3 - 1.5	4.7 - 5.0	1000
50M025045N006	M2.5 x 0.45	6.0	1.3 - 1.5	4.7 - 5.0	1000
50M025045N008	M2.5 x 0.45	8.0	1.3 - 1.5	4.7 - 5.0	1000
50M025045N010	M2.5 x 0.45	10.0	1.3 - 1.5	4.7 - 5.0	1000
50M025045N012	M2.5 x 0.45	12.0	1.3 - 1.5	4.7 - 5.0	1000
50M025045N016	M2.5 x 0.45	16.0	1.3 - 1.5	4.7 - 5.0	1000
50M025045N020	M2.5 x 0.45	20.0	1.3 - 1.5	4.7 - 5.0	1000
50M025045N025	M2.5 x 0.45	25.0	1.3 - 1.5	4.7 - 5.0	1000
50M030050N004	M3 x 0.5	4.0	1.6 - 1.8	5.3 - 5.6	1000
50M030050N005	M3 x 0.5	5.0	1.6 - 1.8	5.3 - 5.6	1000
50M030050N006	M3 x 0.5	6.0	1.6 - 1.8	5.3 - 5.6	1000
50M030050N008	M3 x 0.5	8.0	1.6 - 1.8	5.3 - 5.6	1000
50M030050N010	M3 x 0.5	10.0	1.6 - 1.8	5.3 - 5.6	1000
50M030050N012	M3 x 0.5	12.0	1.6 - 1.8	5.3 - 5.6	1000
50M030050N016	M3 x 0.5	16.0	1.6 - 1.8	5.3 - 5.6	1000
50M030050N020	M3 x 0.5	20.0	1.6 - 1.8	5.3 - 5.6	1000
50M030050N025	M3 x 0.5	25.0	1.6 - 1.8	5.3 - 5.6	1000
50M030050N030	M3 x 0.5	30.0	1.6 - 1.8	5.3 - 5.6	500
50M030050N035	M3 x 0.5	35.0	1.6 - 1.8	5.3 - 5.6	1000
50M030050N042	M3 x 0.5	42.0	1.6 - 1.8	5.3 - 5.6	500
50M035060N005	M3.5 x 0.6	5.0	1.9 - 2.1	6.6 - 7.0	1000
50M035060N006	M3.5 x 0.6	6.0	1.9 - 2.1	6.6 - 7.0	1000
50M035060N007	M3.5 x 0.6	7.0	1.9 - 2.1	6.6 - 7.0	1000
50M035060N008	M3.5 x 0.6	8.0	1.9 - 2.1	6.6 - 7.0	1000
50M035060N010	M3.5 x 0.6	10.0	1.9 - 2.1	6.6 - 7.0	1000
50M035060N012	M3.5 x 0.6	12.0	1.9 - 2.1	6.6 - 7.0	1000
50M035060N016	M3.5 x 0.6	16.0	1.9 - 2.1	6.6 - 7.0	1000
50M035060N020	M3.5 x 0.6	20.0	1.9 - 2.1	6.6 - 7.0	1000
50M035060N025	M3.5 x 0.6	25.0	1.9 - 2.1	6.6 - 7.0	1000
50M035060N035	M3.5 x 0.6	35.0	1.9 - 2.1	6.6 - 7.0	1000
50M035060N042	M3.5 x 0.6	42.0	1.9 - 2.1	6.6 - 7.0	1000
50M040070N003	M4 x 0.7	3.0	2.2 - 2.4	7.6 - 8.0	1000
50M040070N006	M4 x 0.7	6.0	2.2 - 2.4	7.6 - 8.0	1000
50M040070N008	M4 x 0.7	8.0	2.2 - 2.4	7.6 - 8.0	1000
50M040070N010	M4 x 0.7	10.0	2.2 - 2.4	7.6 - 8.0	1000
50M040070N012	M4 x 0.7	12.0	2.2 - 2.4	7.6 - 8.0	1000
50M040070N016	M4 x 0.7	16.0	2.2 - 2.4	7.6 - 8.0	1000
50M040070N020	M4 x 0.7	20.0	2.2 - 2.4	7.6 - 8.0	1000

Item No.	Thread	Length mm	H mm	Ø A mm	Bulk Pack Qty
50M040070N025	M4 x 0.7	25.0	2.2 - 2.4	7.6 - 8.0	1000
50M040070N030	M4 x 0.7	30.0	2.2 - 2.4	7.6 - 8.0	1000
50M040070N035	M4 x 0.7	35.0	2.2 - 2.4	7.6 - 8.0	500
50M040070N040	M4 x 0.7	40.0	2.2 - 2.4	7.6 - 8.0	500
50M050080N006	M5 x 0.8	6.0	2.7 - 3.0	9.1 - 9.5	1000
50M050080N008	M5 x 0.8	8.0	2.7 - 3.0	9.1 - 9.5	1000
50M050080N010	M5 x 0.8	10.0	2.7 - 3.0	9.1 - 9.5	1000
50M050080N012	M5 x 0.8	12.0	2.7 - 3.0	9.1 - 9.5	500
50M050080N015	M5 x 0.8	15.0	2.7 - 3.0	9.1 - 9.5	1000
50M050080N016	M5 x 0.8	16.0	2.7 - 3.0	9.1 - 9.5	1000
50M050080N020	M5 x 0.8	20.0	2.7 - 3.0	9.1 - 9.5	500
50M050080N025	M5 x 0.8	25.0	2.7 - 3.0	9.1 - 9.5	500
50M050080N030	M5 x 0.8	30.0	2.7 - 3.0	9.1 - 9.5	500
50M050080N035	M5 x 0.8	35.0	2.7 - 3.0	9.1 - 9.5	500
50M050080N040	M5 x 0.8	40.0	2.7 - 3.0	9.1 - 9.5	1000
50M060100N005	M6 x 1.0	5.0	3.3 - 3.6	11.5 - 12.0	1000
50M060100N008	M6 x 1.0	8.0	3.3 - 3.6	11.5 - 12.0	1000
50M060100N010	M6 x 1.0	10.0	3.3 - 3.6	11.5 - 12.0	500
50M060100N012	M6 x 1.0	12.0	3.3 - 3.6	11.5 - 12.0	500
50M060100N016	M6 x 1.0	16.0	3.3 - 3.6	11.5 - 12.0	500
50M060100N020	M6 x 1.0	20.0	3.3 - 3.6	11.5 - 12.0	500
50M060100N022	M6 x 1.0	22.0	3.3 - 3.6	11.5 - 12.0	500
50M060100N025	M6 x 1.0	25.0	3.3 - 3.6	11.5 - 12.0	500
50M060100N030	M6 x 1.0	30.0	3.3 - 3.6	11.5 - 12.0	500
50M060100N035	M6 x 1.0	35.0	3.3 - 3.6	11.5 - 12.0	500
50M060100N040	M6 x 1.0	40.0	3.3 - 3.6	11.5 - 12.0	1000
50M060100N045	M6 x 1.0	45.0	3.3 - 3.6	11.5 - 12.0	500
50M060100N050	M6 x 1.0	50.0	3.3 - 3.6	11.5 - 12.0	500
50M060100N060	M6 x 1.0	60.0	3.3 - 3.6	11.5 - 12.0	500
50M060100N070	M6 x 1.0	70.0	3.3 - 3.6	11.5 - 12.0	500
50M060100N075	M6 x 1.0	75.0	3.3 - 3.6	11.5 - 12.0	500
50M080125N010	M8 x 1.25	10.0	4.5 - 4.8	15.5 - 16.0	500
50M080125N016	M8 x 1.25	16.0	4.5 - 4.8	15.5 - 16.0	500
50M080125N020	M8 x 1.25	20.0	4.5 - 4.8	15.5 - 16.0	1000
50M080125N025	M8 x 1.25	25.0	4.5 - 4.8	15.5 - 16.0	500
50M080125N030	M8 x 1.25	30.0	4.5 - 4.8	15.5 - 16.0	500
50M080125N035	M8 x 1.25	35.0	4.5 - 4.8	15.5 - 16.0	500
50M080125N050	M8 x 1.25	50.0	4.5 - 4.8	15.5 - 16.0	500
50M080125N070	M8 x 1.25	70.0	4.5 - 4.8	15.5 - 16.0	500
50M100150N013	M10 x 1.5	13.0	5.7 - 6.0	19.4 - 20.0	500
50M100150N016	M10 x 1.5	16.0	5.7 - 6.0	19.4 - 20.0	500
50M100150N019	M10 x 1.5	19.0	5.7 - 6.0	19.4 - 20.0	500
50M100150N020	M10 x 1.5	20.0	5.7 - 6.0	19.4 - 20.0	500
50M100150N025	M10 x 1.5	25.0	5.7 - 6.0	19.4 - 20.0	500
50M100150N030	M10 x 1.5	30.0	5.7 - 6.0	19.4 - 20.0	500
50M100150N035	M10 x 1.5	35.0	5.7 - 6.0	19.4 - 20.0	500
50M100150N050	M10 x 1.5	50.0	5.7 - 6.0	19.4 - 20.0	500
50M100150N060	M10 x 1.5	60.0	5.7 - 6.0	19.4 - 20.0	500

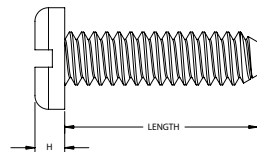
01PPC Series  
Transparent Slotted Pan Head Screw

## Specifications:

- Material: UL94 V-2 Polycarbonate
- Color: Transparent

## Features:

- Exceptionally high impact strength
- Polycarbonate is unaffected by greases, oils & detergents



Item No.	Thread	Length in	H in	Ø A in	Bulk Pack Qty
010440P025PC	#4-40	0.250	0.058 - 0.068	0.205 - 0.219	1000
010440P028PC	#4-40	0.281	0.058 - 0.068	0.205 - 0.219	1000
010440P037PC	#4-40	0.375	0.058 - 0.068	0.205 - 0.219	1000
010440P050PC	#4-40	0.500	0.058 - 0.068	0.205 - 0.219	1000
010632P025PC	#6-32	0.250	0.072 - 0.082	0.256 - 0.270	1000
010632P037PC	#6-32	0.375	0.072 - 0.082	0.256 - 0.270	1000
010632P050PC	#6-32	0.500	0.072 - 0.082	0.256 - 0.270	1000
010632P062PC	#6-32	0.625	0.072 - 0.082	0.256 - 0.270	1000
010632P075PC	#6-32	0.750	0.072 - 0.082	0.256 - 0.270	1000
010832P012PC	#8-32	0.125	0.085 - 0.096	0.306 - 0.322	1000
010832P025PC	#8-32	0.250	0.085 - 0.096	0.306 - 0.322	1000

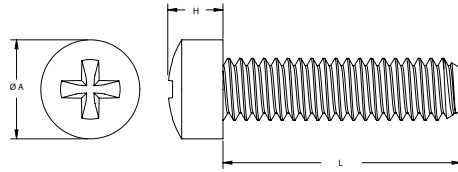

Item No.	Thread	Length in	H in	Ø A in	Bulk Pack Qty
010832P037PC	#8-32	0.375	0.085 - 0.096	0.306 - 0.322	1000
010832P050PC	#8-32	0.500	0.085 - 0.096	0.306 - 0.322	1000
010832P062PC	#8-32	0.625	0.085 - 0.096	0.306 - 0.322	1000
010832P075PC	#8-32	0.750	0.085 - 0.096	0.306 - 0.322	1000
011032P025PC	#10-32	0.250	0.099 - 0.110	0.357 - 0.373	1000
011032P037PC	#10-32	0.375	0.099 - 0.110	0.357 - 0.373	1000
011032P050PC	#10-32	0.500	0.099 - 0.110	0.357 - 0.373	1000
011032P062PC	#10-32	0.625	0.099 - 0.110	0.357 - 0.373	1000
011032P075PC	#10-32	0.750	0.099 - 0.110	0.357 - 0.373	1000
011032P100PC	#10-32	1.000	0.099 - 0.110	0.357 - 0.373	500







## PLASTIC SCREWS

50G Series  
Metric Phillips Fillister Head Screw

## Specifications:

- Material: UL94 V-2 Nylon 6/6
- Color: Natural

Item No.	Thread	L mm	H mm	ØA mm	Bulk Pack Qty
50M020040G004	M2 x .4	4.0	1.6	3.8	1000
50M020040G005	M2 x .4	5.0	1.6	3.8	1000
50M020040G006	M2 x .4	6.0	1.6	3.8	1000
50M020040G008	M2 x .4	8.0	1.6	3.8	1000
50M020040G010	M2 x .4	10.0	1.6	3.8	1000
50M020040G012	M2 x .4	12.0	1.6	3.8	1000
50M020040G016	M2 x .4	16.0	1.6	3.8	1000
50M020040G020	M2 x .4	20.0	1.6	3.8	1000
50M020040G025	M2 x .4	25.0	1.6	3.8	1000
50M025045G004	M2.5 x .45	4.0	1.6	3.8	1000
50M025045G005	M2.5 x .45	5.0	2.0	5.0	1000
50M025045G006	M2.5 x .45	6.0	2.0	5.0	1000
50M025045G008	M2.5 x .45	8.0	2.0	5.0	1000
50M025045G010	M2.5 x .45	10.0	2.0	5.0	1000
50M025045G012	M2.5 x .45	12.0	2.0	5.0	1000
50M025045G016	M2.5 x .45	16.0	2.0	5.0	1000
50M025045G020	M2.5 x .45	20.0	2.0	5.0	1000
50M025045G025	M2.5 x .45	25.0	2.0	5.0	1000
50M030050G004	M3 x .5	4.0	2.4	6.0	1000
50M030050G005	M3 x .5	5.0	2.4	6.0	1000
50M030050G006	M3 x .5	6.0	2.4	6.0	1000
50M030050G008	M3 x .5	8.0	2.4	6.0	1000
50M030050G010	M3 x .5	10.0	2.4	6.0	1000
50M030050G012	M3 x .5	12.0	2.4	6.0	1000
50M030050G016	M3 x .5	16.0	2.4	6.0	1000
50M030050G020	M3 x .5	20.0	2.4	6.0	1000
50M030050G025	M3 x .5	25.0	2.4	6.0	1000
50M030050G030	M3 x .5	30.0	2.4	6.0	1000
50M030050G035	M3 x .5	35.0	2.4	6.0	1000
50M030050G042	M3 x .5	42.0	2.4	6.0	1000
50M035060G005	M3.5 x .6	5.0	2.7	7.0	1000
50M035060G006	M3.5 x .6	6.0	2.7	7.0	1000
50M035060G007	M3.5 x .6	7.0	2.7	7.0	1000
50M035060G008	M3.5 x .6	8.0	2.7	7.0	1000
50M035060G010	M3.5 x .6	10.0	2.7	7.0	1000
50M035060G012	M3.5 x .6	12.0	2.7	7.0	1000
50M035060G016	M3.5 x .6	16.0	2.7	7.0	1000
50M035060G020	M3.5 x .6	20.0	2.7	7.0	1000
50M035060G025	M3.5 x .6	25.0	2.7	7.0	1000
50M035060G035	M3.5 x .6	35.0	2.7	7.0	1000
50M035060G042	M3.5 x .6	42.0	2.7	7.0	1000
50M040070G003	M4 x .7	3.0	3.1	8.0	1000
50M040070G006	M4 x .7	6.0	3.1	8.0	1000
50M040070G008	M4 x .7	8.0	3.1	8.0	1000
50M040070G010	M4 x .7	10.0	3.1	8.0	1000
50M040070G012	M4 x .7	12.0	3.1	8.0	1000
50M040070G016	M4 x .7	16.0	3.1	8.0	1000
50M040070G020	M4 x .7	20.0	3.1	8.0	1000

Item No.	Thread	L mm	H mm	ØA mm	Bulk Pack Qty
50M040070G025	M4 x .7	25.0	3.1	8.0	1000
50M040070G030	M4 x .7	30.0	3.1	8.0	1000
50M040070G035	M4 x .7	35.0	3.1	8.0	500
50M040070G040	M4 x .7	40.0	3.1	8.0	500
50M050080G006	M5 x .8	6.0	3.8	9.45	1000
50M050080G008	M5 x .8	8.0	3.8	9.45	1000
50M050080G010	M5 x .8	10.0	3.8	9.45	1000
50M050080G012	M5 x .8	12.0	3.8	9.45	1000
50M050080G015	M5 x .8	15.0	3.8	9.45	1000
50M050080G016	M5 x .8	16.0	3.8	9.45	1000
50M050080G020	M5 x .8	20.0	3.8	9.45	1000
50M050080G025	M5 x .8	25.0	3.8	9.45	500
50M050080G030	M5 x .8	30.0	3.8	9.45	500
50M050080G035	M5 x .8	35.0	3.8	9.45	500
50M050080G040	M5 x .8	40.0	3.8	9.45	500
50M060100G005	M6 x 1.0	5.0	4.6	12.0	1000
50M060100G008	M6 x 1.0	8.0	4.6	12.0	1000
50M060100G010	M6 x 1.0	10.0	4.6	12.0	500
50M060100G012	M6 x 1.0	12.0	4.6	12.0	500
50M060100G016	M6 x 1.0	16.0	4.6	12.0	500
50M060100G020	M6 x 1.0	20.0	4.6	12.0	500
50M060100G022	M6 x 1.0	22.0	4.6	12.0	500
50M060100G025	M6 x 1.0	25.0	4.6	12.0	500
50M060100G030	M6 x 1.0	30.0	4.6	12.0	500
50M060100G035	M6 x 1.0	35.0	4.6	12.0	500
50M060100G040	M6 x 1.0	40.0	4.6	12.0	500
50M060100G045	M6 x 1.0	45.0	4.6	12.0	500
50M060100G050	M6 x 1.0	50.0	4.6	12.0	500
50M060100G060	M6 x 1.0	60.0	4.6	12.0	500
50M060100G070	M6 x 1.0	70.0	4.6	12.0	500
50M060100G075	M6 x 1.0	75.0	4.6	12.0	500
50M080125G010	M8 x 1.25	10.0	6.0	16.0	500
50M080125G016	M8 x 1.25	16.0	6.0	16.0	500
50M080125G020	M8 x 1.25	20.0	6.0	16.0	500
50M080125G025	M8 x 1.25	25.0	6.0	16.0	500
50M080125G030	M8 x 1.25	30.0	6.0	16.0	500
50M080125G035	M8 x 1.25	35.0	6.0	16.0	500
50M080125G050	M8 x 1.25	50.0	6.0	16.0	500
50M080125G070	M8 x 1.25	70.0	6.0	16.0	500
50M100150G013	M10 x 1.5	13.0	7.0	18.0	500
50M100150G016	M10 x 1.5	16.0	7.0	18.0	500
50M100150G019	M10 x 1.5	19.0	7.0	18.0	500
50M100150G020	M10 x 1.5	20.0	7.0	18.0	500
50M100150G025	M10 x 1.5	25.0	7.0	18.0	500
50M100150G030	M10 x 1.5	30.0	7.0	18.0	500
50M100150G035	M10 x 1.5	35.0	7.0	18.0	500
50M100150G050	M10 x 1.5	50.0	7.0	18.0	500
50M100150G060	M10 x 1.5	60.0	7.0	18.0	500

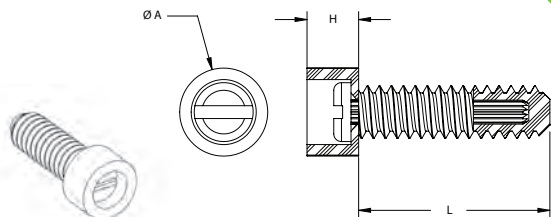
39F Series  
Slotted Fillister Head Metal Core Screw

## Specifications:

- Material: UL94 V-2 Nylon 6/6
- Material: Core: Zinc Coated Steel
- Color: Natural

## Features:

- Provides up to four times the strength of standard nylon fasteners
- Corrosion, vibration and abrasion resistant nylon shell
- High strength, electro zinc plated reinforcing core
- Ideal for use in areas where cathodic or thermal transfer is a problem



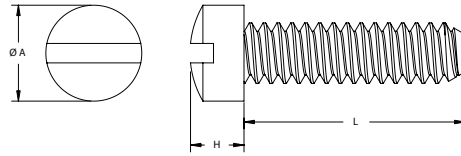
Item No.	Thread	L in	H in	ØA in	Bulk Pack Qty
390632F025	#6-32	0.250	0.135	0.230	1000
390632F037	#6-32	0.375	0.135	0.230	1000
390632F050	#6-32	0.500	0.135	0.230	1000
390832F037	#8-32	0.375	0.140	0.260	1000
390832F050	#8-32	0.500	0.140	0.260	1000
391032F037	#10-32	0.375	0.160	0.310	1000
391032F050	#10-32	0.500	0.160	0.310	1000

Item No.	Thread	L in	H in	ØA in	Bulk Pack Qty
391032F075	#10-32	0.750	0.160	0.310	1000
392520F037	1/4-20	0.375	0.220	0.400	500
392520F050	1/4-20	0.500	0.220	0.400	500
392520F062	1/4-20	0.625	0.220	0.400	500
392520F075	1/4-20	0.750	0.220	0.400	500
392520F100	1/4-20	1.000	0.220	0.400	500





## PLASTIC SCREWS

50F Series  
Metric Slotted Fillister Head Screw

## Specifications:

- Material: UL94 V-2 Nylon 6/6
- Color: Natural

Item No.	Thread	L mm	H mm	ØA mm	Bulk Pack Qty
50M020040F004	M2 x .4	4.0	1.6	3.8	1000
50M020040F005	M2 x .4	5.0	1.6	3.8	1000
50M020040F006	M2 x .4	6.0	1.6	3.8	1000
50M020040F008	M2 x .4	8.0	1.6	3.8	1000
50M020040F010	M2 x .4	10.0	1.6	3.8	1000
50M020040F012	M2 x .4	12.0	1.6	3.8	1000
50M020040F016	M2 x .4	16.0	1.6	3.8	1000
50M020040F020	M2 x .4	20.0	1.6	3.8	1000
50M020040F025	M2 x .4	25.0	1.6	3.8	1000
50M025045F004	M2.5 x .45	4.0	2.0	5.0	1000
50M025045F005	M2.5 x .45	5.0	2.0	5.0	1000
50M025045F006	M2.5 x .45	6.0	2.0	5.0	1000
50M025045F008	M2.5 x .45	8.0	2.0	5.0	1000
50M025045F010	M2.5 x .45	10.0	2.0	5.0	1000
50M025045F012	M2.5 x .45	12.0	2.0	5.0	1000
50M025045F016	M2.5 x .45	16.0	2.0	5.0	1000
50M025045F020	M2.5 x .45	20.0	2.0	5.0	1000
50M025045F025	M2.5 x .45	25.0	2.0	5.0	1000
50M030050F004	M3 x .5	4.0	2.4	6.0	1000
50M030050F005	M3 x .5	5.0	2.4	6.0	1000
50M030050F006	M3 x .5	6.0	2.4	6.0	1000
50M030050F008	M3 x .5	8.0	2.4	6.0	1000
50M030050F010	M3 x .5	10.0	2.4	6.0	1000
50M030050F012	M3 x .5	12.0	2.4	6.0	1000
50M030050F016	M3 x .5	16.0	2.4	6.0	1000
50M030050F020	M3 x .5	20.0	2.4	6.0	1000
50M030050F025	M3 x .5	25.0	2.4	6.0	1000
50M030050F030	M3 x .5	30.0	2.4	6.0	1000
50M030050F035	M3 x .5	35.0	2.4	6.0	1000
50M030050F042	M3 x .5	42.0	2.4	6.0	1000
50M035060F005	M3.5 x .6	5.0	2.7	7.0	1000
50M035060F006	M3.5 x .6	6.0	2.7	7.0	1000
50M035060F007	M3.5 x .6	7.0	2.7	7.0	#N/A
50M035060F008	M3.5 x .6	8.0	2.7	7.0	1000
50M035060F010	M3.5 x .6	10.0	2.7	7.0	1000
50M035060F012	M3.5 x .6	12.0	2.7	7.0	1000
50M035060F016	M3.5 x .6	16.0	2.7	7.0	1000
50M035060F020	M3.5 x .6	20.0	2.7	7.0	1000
50M035060F025	M3.5 x .6	25.0	2.7	7.0	1000
50M035060F035	M3.5 x .6	35.0	2.7	7.0	1000
50M035060F042	M3.5 x .6	42.0	2.7	7.0	1000
50M040070F003	M4 x .7	3.0	3.1	8.0	1000
50M040070F006	M4 x .7	6.0	3.1	8.0	1000
50M040070F008	M4 x .7	8.0	3.1	8.0	1000
50M040070F010	M4 x .7	10.0	3.1	8.0	1000
50M040070F012	M4 x .7	12.0	3.1	8.0	1000
50M040070F016	M4 x .7	16.0	3.1	8.0	1000
50M040070F020	M4 x .7	20.0	3.1	8.0	1000

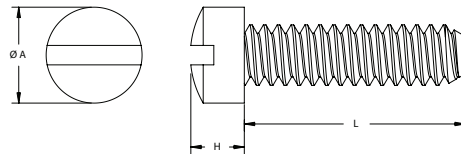
01FPC Series  
Transparent Slotted Fillister Head Screw

## Specifications:

- Material: UL94 V-2 Polycarbonate
- Color: Transparent

## Features:

- Exceptionally high impact strength
- Polycarbonate is unaffected by greases, oils and detergents



Item No.	Thread	L mm	H mm	ØA mm	Bulk Pack Qty
010440F025PC	#4-40	0.250	0.088 - 0.107	0.166 - 0.183	1000
010440F028PC	#4-40	0.281	0.088 - 0.107	0.166 - 0.183	1000
010440F037PC	#4-40	0.375	0.088 - 0.107	0.166 - 0.183	1000
010440F050PC	#4-40	0.500	0.088 - 0.107	0.166 - 0.183	1000
010632F025PC	#6-32	0.250	0.111 - 0.132	0.208 - 0.226	1000
010632F037PC	#6-32	0.375	0.111 - 0.132	0.208 - 0.226	1000
010632F050PC	#6-32	0.500	0.111 - 0.132	0.208 - 0.226	1000
010632F062PC	#6-32	0.625	0.111 - 0.132	0.208 - 0.226	1000
010632F075PC	#6-32	0.750	0.111 - 0.132	0.208 - 0.226	1000
010832F012PC	#8-32	0.125	0.133 - 0.156	0.250 - 0.270	1000
010832F025PC	#8-32	0.250	0.133 - 0.156	0.250 - 0.270	1000

Item No.	Thread	L mm	H mm	ØA mm	Bulk Pack Qty
010832F037PC	#8-32	0.375	0.133 - 0.156	0.250 - 0.270	1000
010832F050PC	#8-32	0.500	0.133 - 0.156	0.250 - 0.270	1000
010832F062PC	#8-32	0.625	0.133 - 0.156	0.250 - 0.270	1000
010832F075PC	#8-32	0.750	0.133 - 0.156	0.250 - 0.270	1000
011032F025PC	#10-32	0.250	0.156 - 0.180	0.292 - 0.313	1000
011032F037PC	#10-32	0.375	0.156 - 0.180	0.292 - 0.313	1000
011032F050PC	#10-32	0.500	0.156 - 0.180	0.292 - 0.313	1000
011032F062PC	#10-32	0.625	0.156 - 0.180	0.292 - 0.313	1000
011032F075PC	#10-32	0.750	0.156 - 0.180	0.292 - 0.313	500
011032F100PC	#10-32	1.000	0.156 - 0.180	0.292 - 0.313	500









## PLASTIC SCREWS

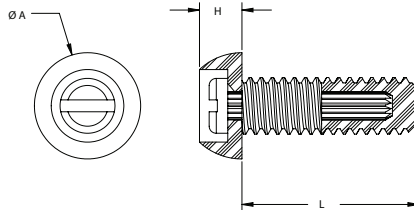
**39R Series**  
**Slotted Round Head Metal Core Screw**

## Specifications:

- Material: UL94 V-2 Nylon 6/6
- Material: Core: Zinc Coated Steel
- Color: Natural

## Features:

- Provides up to four times the strength of standard nylon fasteners
- Corrosion, vibration and abrasion resistant nylon shell
- High strength, electro zinc plated reinforcing core
- Ideal for use in areas where cathodic or thermal transfer is a problem



Item No.	Thread	L		H	ØA	Bulk Pack Qty
		in	in	in	in	
390632R025	#6-32	0.250	0.095	0.255	1000	
390632R037	#6-32	0.375	0.095	0.255	1000	
390632R050	#6-32	0.500	0.095	0.255	1000	
390832R037	#8-32	0.375	0.120	0.300	1000	
390832R050	#8-32	0.500	0.120	0.300	1000	
391032R037	#10-32	0.375	0.130	0.340	1000	
391032R050	#10-32	0.500	0.130	0.340	1000	

Item No.	Thread	L		H	ØA	Bulk Pack Qty
		in	in	in	in	
391032R075	#10-32	0.750	0.130	0.340	1000	
392520R037	1/4-20	0.375	0.165	0.450	500	
392520R050	1/4-20	0.500	0.165	0.450	500	
392520R062	1/4-20	0.625	0.165	0.450	500	
392520R075	1/4-20	0.750	0.165	0.450	500	
392520R100	1/4-20	1.000	0.165	0.450	500	

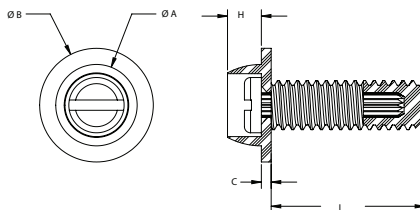
**39W Series**  
**Slotted Round Washer Head Metal Core Screw**

## Specifications:

- Material: UL94 V-2 Nylon 6/6
- Material: Core: Zinc Coated Steel
- Color: Natural

## Features:

- Provides up to four times the strength of standard nylon fasteners
- Corrosion, vibration and abrasion resistant nylon shell
- High strength, electro zinc plated reinforcing core
- Ideal for use in areas where cathodic or thermal transfer is a problem



Item No.	Thread	L		H	C	ØA	ØB	Bulk Pack Qty
		in	in	in	in	in	in	
390632W025	#6-32	0.250	0.100	0.025	0.230	0.300	1000	
390632W037	#6-32	0.375	0.100	0.025	0.230	0.300	1000	
390632W050	#6-32	0.500	0.100	0.025	0.230	0.300	1000	
390832W037	#8-32	0.375	0.110	0.032	0.265	0.370	1000	
390832W050	#8-32	0.500	0.110	0.032	0.265	0.370	1000	
391032W037	#10-32	0.375	0.125	0.036	0.315	0.425	1000	
391032W050	#10-32	0.500	0.125	0.036	0.315	0.425	1000	

Item No.	Thread	L		H	C	ØA	ØB	Bulk Pack Qty
		in	in	in	in	in	in	
391032W075	#10-32	0.750	0.125	0.036	0.315	0.425	1000	
392520W037	1/4-20	0.375	0.120	0.056	0.460	0.550	500	
392520W050	1/4-20	0.500	0.120	0.056	0.460	0.550	500	
392520W062	1/4-20	0.625	0.120	0.056	0.460	0.550	500	
392520W075	1/4-20	0.750	0.120	0.056	0.460	0.550	500	
392520W100	1/4-20	1.000	0.120	0.056	0.460	0.550	500	

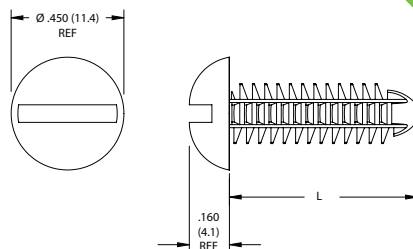
**27SCR**  
**Slotted Round Spin Clips**

## Specifications:

- Material: UL94 V-2 Nylon 6/6
- Color: Natural

## Features:

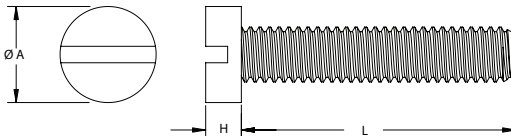
- Combines the advantages of a push-in type fastener with a screw
- Fast and easy assembly
- Resistant to corrosion, oil, abrasion and most chemicals
- Can also be used as a standard Fir Tree Rivet



Item No.	Screw Size	L			Ø Hole	Bulk Pack Qty
		in	in	mm		
27SC2520R037	1/4	0.375	0.203	5.2	1000	
27SC2520R050	1/4	0.500	0.203	5.2	1000	
27SC2520R062	1/4	0.625	0.203	5.2	1000	
27SC2520R075	1/4	0.750	0.203	5.2	1000	
27SC2520R100	1/4	1.000	0.203	5.2	1000	



**50D Series**  
**Metric Cheese Head Slotted Screws**



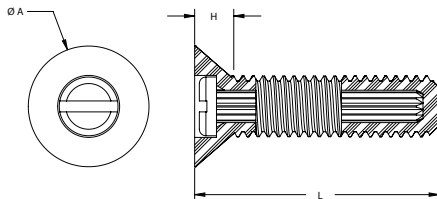
Specifications:

- Material: UL94 V-2 Nylon 6/6
- Color: Natural

Item No.	Thread	L mm	H mm	ØA mm	Bulk Pack Qty
50M020040D004	M2 x .4	4.0	1.3	3.8	1000
50M020040D005	M2 x .4	5.0	1.3	3.8	1000
50M020040D006	M2 x .4	6.0	1.3	3.8	1000
50M020040D008	M2 x .4	8.0	1.3	3.8	1000
50M020040D010	M2 x .4	10.0	1.3	3.8	1000
50M020040D012	M2 x .4	12.0	1.3	3.8	1000
50M020040D016	M2 x .4	16.0	1.3	3.8	1000
50M020040D020	M2 x .4	20.0	1.3	3.8	1000
50M020040D025	M2 x .4	25.0	1.3	3.8	1000
50M025045D004	M2.5 x .45	4.0	1.6	4.5	1000
50M025045D005	M2.5 x .45	5.0	1.6	4.5	1000
50M025045D006	M2.5 x .45	6.0	1.6	4.5	1000
50M025045D008	M2.5 x .45	8.0	1.6	4.5	1000
50M025045D010	M2.5 x .45	10.0	1.6	4.5	1000
50M025045D012	M2.5 x .45	12.0	1.6	4.5	1000
50M025045D016	M2.5 x .45	16.0	1.6	4.5	1000
50M025045D020	M2.5 x .45	20.0	1.6	4.5	1000
50M025045D025	M2.5 x .45	25.0	1.6	4.5	1000
50M030050D004	M3 x .5	4.0	2.0	5.5	1000
50M030050D005	M3 x .5	5.0	2.0	5.5	1000
50M030050D006	M3 x .5	6.0	2.0	5.5	1000
50M030050D008	M3 x .5	8.0	2.0	5.5	1000
50M030050D010	M3 x .5	10.0	2.0	5.5	1000
50M030050D012	M3 x .5	12.0	2.0	5.5	1000
50M030050D014	M3 x .5	14.0	2.0	5.5	1000
50M030050D016	M3 x .5	16.0	2.0	5.5	1000
50M030050D020	M3 x .5	20.0	2.0	5.5	1000
50M030050D025	M3 x .5	25.0	2.0	5.5	1000
50M030050D030	M3 x .5	30.0	2.0	5.5	1000
50M030050D035	M3 x .5	35.0	2.0	5.5	1000
50M030050D042	M3 x .5	42.0	2.0	5.5	1000
50M035060D005	M3.5 x .6	5.0	2.4	6.0	1000
50M035060D006	M3.5 x .6	6.0	2.4	6.0	1000
50M035060D008	M3.5 x .6	8.0	2.4	6.0	1000
50M035060D010	M3.5 x .6	10.0	2.4	6.0	1000
50M035060D012	M3.5 x .6	12.0	2.4	6.0	1000
50M035060D016	M3.5 x .6	16.0	2.4	6.0	1000
50M035060D020	M3.5 x .6	20.0	2.4	6.0	1000
50M035060D025	M3.5 x .6	25.0	2.4	6.0	1000
50M035060D035	M3.5 x .6	35.0	2.4	6.0	1000
50M035060D042	M3.5 x .6	42.0	2.4	6.0	1000
50M040070D004	M4 x .7	4.0	2.6	7.0	1000
50M040070D006	M4 x .7	6.0	2.6	7.0	1000
50M040070D008	M4 x .7	8.0	2.6	7.0	1000
50M040070D010	M4 x .7	10.0	2.6	7.0	1000
50M040070D012	M4 x .7	12.0	2.6	7.0	1000
50M040070D016	M4 x .7	16.0	2.6	7.0	1000

Item No.	Thread	L mm	H mm	ØA mm	Bulk Pack Qty
50M040070D020	M4 x .7	20.0	2.6	7.0	1000
50M040070D025	M4 x .7	25.0	2.6	7.0	1000
50M040070D030	M4 x .7	30.0	2.6	7.0	1000
50M040070D035	M4 x .7	35.0	2.6	7.0	500
50M040070D040	M4 x .7	40.0	2.6	7.0	500
50M050080D006	M5 x .8	6.0	3.3	8.5	1000
50M050080D008	M5 x .8	8.0	3.3	8.5	1000
50M050080D010	M5 x .8	10.0	3.3	8.5	1000
50M050080D012	M5 x .8	12.0	3.3	8.5	1000
50M050080D016	M5 x .8	16.0	3.3	8.5	1000
50M050080D020	M5 x .8	20.0	3.3	8.5	1000
50M050080D025	M5 x .8	25.0	3.3	8.5	500
50M050080D030	M5 x .8	30.0	3.3	8.5	500
50M050080D035	M5 x .8	35.0	3.3	8.5	500
50M050080D040	M5 x .8	40.0	3.3	8.5	1000
50M060100D005	M6 x 1.0	5.0	3.9	10.0	1000
50M060100D008	M6 x 1.0	8.0	3.9	10.0	1000
50M060100D010	M6 x 1.0	10.0	3.9	10.0	500
50M060100D012	M6 x 1.0	12.0	3.9	10.0	1000
50M060100D016	M6 x 1.0	16.0	3.9	10.0	500
50M060100D020	M6 x 1.0	20.0	3.9	10.0	500
50M060100D025	M6 x 1.0	25.0	3.9	10.0	500
50M060100D030	M6 x 1.0	30.0	3.9	10.0	500
50M060100D035	M6 x 1.0	35.0	3.9	10.0	500
50M060100D040	M6 x 1.0	40.0	3.9	10.0	1000
50M060100D045	M6 x 1.0	45.0	3.9	10.0	500
50M060100D050	M6 x 1.0	50.0	3.9	10.0	500
50M060100D060	M6 x 1.0	60.0	3.9	10.0	500
50M060100D065	M6 x 1.0	65.0	3.9	10.0	500
50M060100D070	M6 x 1.0	70.0	3.9	10.0	500
50M060100D075	M6 x 1.0	75.0	3.9	10.0	500
50M080125D010	M8 x 1.25	10.0	5.0	13.0	500
50M080125D016	M8 x 1.25	16.0	5.0	13.0	500
50M080125D020	M8 x 1.25	20.0	5.0	13.0	500
50M080125D025	M8 x 1.25	25.0	5.0	13.0	500
50M080125D030	M8 x 1.25	30.0	5.0	13.0	500
50M080125D035	M8 x 1.25	35.0	5.0	13.0	500
50M080125D050	M8 x 1.25	50.0	5.0	13.0	500
50M080125D070	M8 x 1.25	70.0	5.0	13.0	500
50M100150D016	M10 x 1.5	16.0	6.0	15.6	500
50M100150D020	M10 x 1.5	20.0	6.0	15.6	500
50M100150D025	M10 x 1.5	25.0	6.0	15.6	1000
50M100150D030	M10 x 1.5	30.0	6.0	15.6	500
50M100150D035	M10 x 1.5	35.0	6.0	15.6	500
50M100150D050	M10 x 1.5	50.0	6.0	15.6	500
50M100150D060	M10 x 1.5	60.0	6.0	15.6	500

**39A Series**  
**Slotted 82° Flat Head Metal Core Screw**



Specifications:

- Material: UL94 V-2 Nylon 6/6
- Material: Core: Zinc Coated Steel
- Color: Natural

Features:

- Provides up to four times the strength of standard nylon fasteners
- Corrosion, vibration and abrasion resistant nylon shell
- High strength, electro zinc plated reinforcing core
- Ideal for use in areas where cathodic or thermal transfer is a problem

Item No.	Thread	L in	H in	ØA in	Bulk Pack Qty
390632A025	#6-32	0.250	0.085	0.265	1000
390632A037	#6-32	0.375	0.085	0.265	1000
390632A050	#6-32	0.500	0.085	0.265	1000
390832A037	#8-32	0.375	0.100	0.305	1000
390832A050	#8-32	0.500	0.100	0.305	1000
391032A037	#10-32	0.375	0.120	0.370	1000
391032A050	#10-32	0.500	0.120	0.370	1000

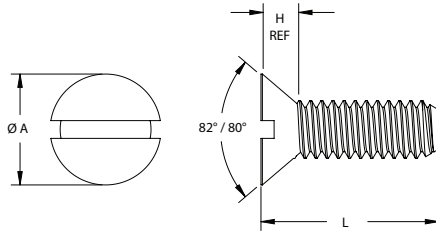
Item No.	Thread	L in	H in	ØA in	Bulk Pack Qty
391032A075	#10-32	0.750	0.120	0.370	1000
392520A037	1/4-20	0.375	0.155	0.510	500
392520A050	1/4-20	0.500	0.155	0.510	500
392520A062	1/4-20	0.625	0.155	0.510	500
392520A075	1/4-20	0.750	0.155	0.510	500
392520A100	1/4-20	1.000	0.155	0.510	500





# PLASTIC SCREWS

## O2A Series 82° Slotted Flat Head Screw



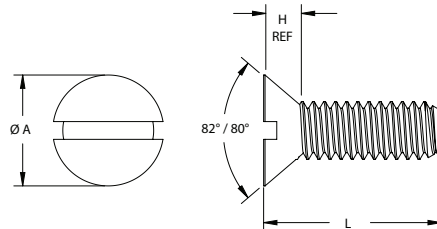
Specifications:

- Material: UL94 V-2 Nylon 6/6
- Color: Natural

Item No.	Thread	L in	H in	ØA in	Bulk Pack Qty
020080A012	#0-80	0.125	0.035	0.096 - 0.112	1000
020080A018	#0-80	0.188	0.035	0.096 - 0.112	1000
020080A025	#0-80	0.250	0.035	0.096 - 0.112	1000
020172A025	#1-72	0.250	0.043	0.126 - 0.146	1000
020172A031	#1-72	0.313	0.043	0.126 - 0.146	1000
020172A050	#1-72	0.500	0.043	0.126 - 0.146	1000
020256A009	#2-56	0.094	0.051	0.147 - 0.172	1000
020256A012	#2-56	0.125	0.051	0.147 - 0.172	1000
020256A018	#2-56	0.188	0.051	0.147 - 0.172	1000
020256A025	#2-56	0.250	0.051	0.147 - 0.172	1000
020256A031	#2-56	0.313	0.051	0.147 - 0.172	1000
020256A037	#2-56	0.375	0.051	0.147 - 0.172	1000
020256A043	#2-56	0.438	0.051	0.147 - 0.172	1000
020256A050	#2-56	0.500	0.051	0.147 - 0.172	1000
020256A056	#2-56	0.563	0.051	0.147 - 0.172	1000
020256A062	#2-56	0.625	0.051	0.147 - 0.172	1000
020256A075	#2-56	0.750	0.051	0.147 - 0.172	1000
020256A100	#2-56	1.000	0.051	0.147 - 0.172	1000
020440A012	#4-40	0.125	0.067	0.195 - 0.225	1000
020440A015	#4-40	0.156	0.067	0.195 - 0.225	1000
020440A018	#4-40	0.188	0.067	0.195 - 0.225	1000
020440A025	#4-40	0.250	0.067	0.195 - 0.225	1000
020440A028	#4-40	0.281	0.067	0.195 - 0.225	1000
020440A031	#4-40	0.313	0.067	0.195 - 0.225	1000
020440A037	#4-40	0.375	0.067	0.195 - 0.225	1000
020440A050	#4-40	0.500	0.067	0.195 - 0.225	1000
020440A056	#4-40	0.563	0.067	0.195 - 0.225	1000
020440A062	#4-40	0.625	0.067	0.195 - 0.225	1000
020440A075	#4-40	0.750	0.067	0.195 - 0.225	1000
020440A100	#4-40	1.000	0.067	0.195 - 0.225	1000
020440A112	#4-40	1.125	0.067	0.195 - 0.225	1000
020440A118	#4-40	1.188	0.067	0.195 - 0.225	1000
020440A125	#4-40	1.250	0.067	0.195 - 0.225	1000
020440A137	#4-40	1.375	0.067	0.195 - 0.225	1000
020440A150	#4-40	1.500	0.067	0.195 - 0.225	1000
020440A175	#4-40	1.750	0.067	0.195 - 0.225	1000
020448A015	#4-48	0.156	0.067	0.195 - 0.225	1000
020632A018	#6-32	0.188	0.083	0.244 - 0.279	1000
020632A025	#6-32	0.250	0.083	0.244 - 0.279	1000
020632A031	#6-32	0.313	0.083	0.244 - 0.279	1000
020632A037	#6-32	0.375	0.083	0.244 - 0.279	1000
020632A050	#6-32	0.500	0.083	0.244 - 0.279	1000
020632A062	#6-32	0.625	0.083	0.244 - 0.279	1000
020632A075	#6-32	0.750	0.083	0.244 - 0.279	1000
020632A100	#6-32	1.000	0.083	0.244 - 0.279	1000
020632A112	#6-32	1.125	0.083	0.244 - 0.279	1000

Item No.	Thread	L in	H in	ØA in	Bulk Pack Qty
020632A125	#6-32	1.250	0.083	0.244 - 0.279	1000
020632A175	#6-32	1.750	0.083	0.244 - 0.279	1000
020632A200	#6-32	2.000	0.083	0.244 - 0.279	1000
020832A025	#8-32	0.250	0.100	0.292 - 0.332	1000
020832A031	#8-32	0.313	0.100	0.292 - 0.332	1000
020832A037	#8-32	0.375	0.100	0.292 - 0.332	1000
020832A043	#8-32	0.438	0.100	0.292 - 0.332	1000
020832A050	#8-32	0.500	0.100	0.292 - 0.332	1000
020832A056	#8-32	0.563	0.100	0.292 - 0.332	1000
020832A062	#8-32	0.625	0.100	0.292 - 0.332	1000
020832A075	#8-32	0.750	0.100	0.292 - 0.332	500
020832A100	#8-32	1.000	0.100	0.292 - 0.332	1000
020832A125	#8-32	1.250	0.100	0.292 - 0.332	1000
020832A150	#8-32	1.500	0.100	0.292 - 0.332	1000
021024A025	#10-24	0.250	0.116	0.340 - 0.385	1000
021024A050	#10-24	0.500	0.116	0.340 - 0.385	1000
021024A062	#10-24	0.625	0.116	0.340 - 0.385	1000
021024A075	#10-24	0.750	0.116	0.340 - 0.385	1000
021024A100	#10-24	1.000	0.116	0.340 - 0.385	500
021024A150	#10-24	1.500	0.116	0.340 - 0.385	500
021032A025	#10-32	0.250	0.116	0.340 - 0.385	1000
021032A031	#10-32	0.313	0.116	0.340 - 0.385	1000
021032A037	#10-32	0.375	0.116	0.340 - 0.385	1000
021032A050	#10-32	0.500	0.116	0.340 - 0.385	1000
021032A062	#10-32	0.625	0.116	0.340 - 0.385	500
021032A075	#10-32	0.750	0.116	0.340 - 0.385	500
021032A087	#10-32	0.875	0.116	0.340 - 0.385	500
021032A100	#10-32	1.000	0.116	0.340 - 0.385	500
021032A125	#10-32	1.250	0.116	0.340 - 0.385	500
021032A150	#10-32	1.500	0.116	0.340 - 0.385	500
021032A200	#10-32	2.000	0.116	0.340 - 0.385	500
022520A025	1/4-20	0.250	0.153	0.452 - 0.507	1000
022520A050	1/4-20	0.500	0.153	0.452 - 0.507	500
022520A062	1/4-20	0.625	0.153	0.452 - 0.507	500
022520A075	1/4-20	0.750	0.153	0.452 - 0.507	500
022520A087	1/4-20	0.875	0.153	0.452 - 0.507	500
022520A100	1/4-20	1.000	0.153	0.452 - 0.507	500
022520A125	1/4-20	1.250	0.153	0.452 - 0.507	500
022520A150	1/4-20	1.500	0.153	0.452 - 0.507	1000
022520A175	1/4-20	1.750	0.153	0.452 - 0.507	1000
022520A200	1/4-20	2.000	0.153	0.452 - 0.507	1000
022520A250	1/4-20	2.500	0.153	0.452 - 0.507	500
0231218A100	5/16-18	1.000	0.191	0.568 - 0.635	1000
0237516A175	3/8-16	1.750	0.230	0.685 - 0.762	500
0237516A200	3/8-16	2.000	0.230	0.685 - 0.762	500

## O2APC Series Transparent 82° Slotted Flat Head Screw



Specifications:

- Material: UL94 V-2 Polycarbonate
- Color: Transparent

Features:

- Exceptionally high impact strength
- Polycarbonate is unaffected by greases, oils & detergents

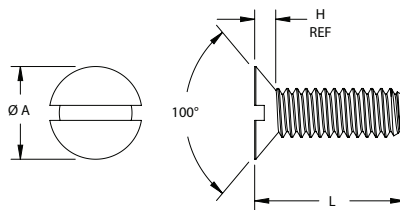
Item No.	Thread	L in	H Ref in	ØA in	Bulk Pack Qty
020256A012PC	#2-56	0.125	0.051	0.147 - 0.172	1000
020256A018PC	#2-56	0.188	0.051	0.147 - 0.172	1000
020256A025PC	#2-56	0.250	0.051	0.147 - 0.172	1000
020256A037PC	#2-56	0.375	0.051	0.147 - 0.172	1000

Item No.	Thread	L in	H Ref in	ØA in	Bulk Pack Qty
020256A050PC	#2-56	0.500	0.051	0.147 - 0.172	1000
020440A018PC	#4-40	0.188	0.067	0.195 - 0.225	1000
020632A025PC	#6-32	0.250	0.083	0.244 - 0.279	1000
021032A062PC	#10-32	0.625	0.116	0.340 - 0.385	500



PLASTIC SCREWS

02B Series  
100° Slotted Flat Head Screw



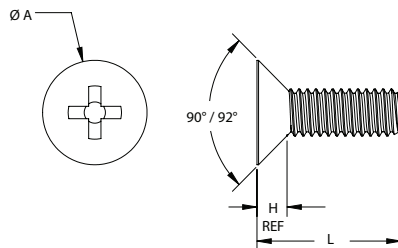
Specifications:

- Material: UL94 V-2 Nylon 6/6
- Color: Natural

Item No.	Thread	L in	H Ref in	ØA in	Bulk Pack Qty
020256B009	#2-56	0.094	0.037	0.143 - 0.172	1000
020256B012	#2-56	0.125	0.037	0.143 - 0.172	1000
020256B018	#2-56	0.188	0.037	0.143 - 0.172	1000
020256B025	#2-56	0.250	0.037	0.143 - 0.172	1000
020256B031	#2-56	0.313	0.037	0.143 - 0.172	1000
020256B037	#2-56	0.375	0.037	0.143 - 0.172	1000
020256B043	#2-56	0.438	0.037	0.143 - 0.172	1000
020256B050	#2-56	0.500	0.037	0.143 - 0.172	1000
020256B062	#2-56	0.625	0.037	0.143 - 0.172	1000
020256B075	#2-56	0.750	0.037	0.143 - 0.172	1000
020256B100	#2-56	1.000	0.037	0.143 - 0.172	1000
020440B018	#4-40	0.188	0.049	0.191 - 0.225	1000
020440B025	#4-40	0.250	0.049	0.191 - 0.225	1000
020440B028	#4-40	0.281	0.049	0.191 - 0.225	1000
020440B031	#4-40	0.313	0.049	0.191 - 0.225	1000
020440B037	#4-40	0.375	0.049	0.191 - 0.225	1000
020440B050	#4-40	0.500	0.049	0.191 - 0.225	1000
020440B053	#4-40	0.531	0.049	0.191 - 0.225	1000
020440B062	#4-40	0.625	0.049	0.191 - 0.225	1000
020440B075	#4-40	0.750	0.049	0.191 - 0.225	1000
020440B100	#4-40	1.000	0.049	0.191 - 0.225	1000
020632B018	#6-32	0.188	0.060	0.238 - 0.279	1000
020632B025	#6-32	0.250	0.060	0.238 - 0.279	1000
020632B031	#6-32	0.313	0.060	0.238 - 0.279	1000
020632B037	#6-32	0.375	0.060	0.238 - 0.279	1000
020632B050	#6-32	0.500	0.060	0.238 - 0.279	1000
020632B062	#6-32	0.625	0.060	0.238 - 0.279	1000
020632B075	#6-32	0.750	0.060	0.238 - 0.279	1000
020632B100	#6-32	1.000	0.060	0.238 - 0.279	1000
020632B112	#6-32	1.125	0.060	0.238 - 0.279	1000
020632B150	#6-32	1.500	0.060	0.238 - 0.279	1000
020832B018	#8-32	0.188	0.072	0.285 - 0.332	1000
020832B025	#8-32	0.250	0.072	0.285 - 0.332	1000
020832B037	#8-32	0.375	0.072	0.285 - 0.332	1000
020832B050	#8-32	0.500	0.072	0.285 - 0.332	1000

Item No.	Thread	L in	H Ref in	ØA in	Bulk Pack Qty
020832B053	#8-32	0.531	0.072	0.285 - 0.332	1000
020832B062	#8-32	0.625	0.072	0.285 - 0.332	1000
020832B075	#8-32	0.750	0.072	0.285 - 0.332	1000
020832B100	#8-32	1.000	0.072	0.285 - 0.332	1000
020832B125	#8-32	1.250	0.072	0.285 - 0.332	1000
020832B150	#8-32	1.500	0.072	0.285 - 0.332	1000
021024B025	#10-24	0.250	0.083	0.333 - 0.385	1000
021024B050	#10-24	0.500	0.083	0.333 - 0.385	1000
021024B075	#10-24	0.750	0.083	0.333 - 0.385	1000
021024B081	#10-24	1.188	0.083	0.333 - 0.385	1000
021024B100	#10-24	1.000	0.083	0.333 - 0.385	500
021024B150	#10-24	1.500	0.083	0.333 - 0.385	500
021032B025	#10-32	0.250	0.083	0.333 - 0.385	1000
021032B031	#10-32	0.312	0.083	0.333 - 0.385	1000
021032B037	#10-32	0.375	0.083	0.333 - 0.385	1000
021032B050	#10-32	0.500	0.083	0.333 - 0.385	1000
021032B062	#10-32	0.625	0.083	0.333 - 0.385	1000
021032B068	#10-32	0.688	0.083	0.333 - 0.385	1000
021032B075	#10-32	0.750	0.083	0.333 - 0.385	500
021032B100	#10-32	1.000	0.083	0.333 - 0.385	500
021032B150	#10-32	1.500	0.083	0.333 - 0.385	500
021032B200	#10-32	2.000	0.083	0.333 - 0.385	500
022520B025	1/4-20	0.250	0.110	0.442 - 0.507	1000
022520B037	1/4-20	0.375	0.110	0.442 - 0.507	1000
022520B062	1/4-20	0.625	0.110	0.442 - 0.507	1000
022520B075	1/4-20	0.750	0.110	0.442 - 0.507	1000
022520B087	1/4-20	0.875	0.110	0.442 - 0.507	1000
022520B100	1/4-20	1.000	0.110	0.442 - 0.507	500
022520B106	1/4-20	1.063	0.110	0.442 - 0.507	500
022520B112	1/4-20	1.125	0.110	0.442 - 0.507	500
022520B150	1/4-20	1.500	0.110	0.442 - 0.507	500
022520B200	1/4-20	2.000	0.110	0.442 - 0.507	500

50I Series  
Metric Phillips Flat Head Screw



Specifications:

- Material: UL94 V-2 Nylon 6/6
- Color: Natural

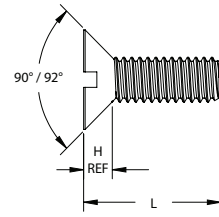
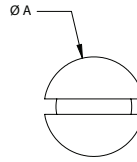
Item No.	Thread	L mm	H Ref mm	ØA mm	Bulk Pack Qty
50M025045I004	M2.5 x .45	4.0	1.5	4.4 - 5.5	1000
50M025045I005	M2.5 x .45	5.0	1.5	4.4 - 5.5	1000
50M025045I006	M2.5 x .45	6.0	1.5	4.4 - 5.5	1000
50M025045I008	M2.5 x .45	8.0	1.5	4.4 - 5.5	1000
50M025045I010	M2.5 x .45	10.0	1.5	4.4 - 5.5	1000
50M025045I012	M2.5 x .45	12.0	1.5	4.4 - 5.5	1000
50M025045I016	M2.5 x .45	16.0	1.5	4.4 - 5.5	1000
50M025045I020	M2.5 x .45	20.0	1.5	4.4 - 5.5	1000
50M025045I025	M2.5 x .45	25.0	1.5	4.4 - 5.5	1000
50M030050I005	M3 x .5	5.0	1.7	5.2 - 6.3	1000
50M030050I006	M3 x .5	6.0	1.7	5.2 - 6.3	1000
50M030050I008	M3 x .5	8.0	1.7	5.2 - 6.3	1000
50M030050I010	M3 x .5	10.0	1.7	5.2 - 6.3	1000
50M030050I012	M3 x .5	12.0	1.7	5.2 - 6.3	1000
50M030050I016	M3 x .5	16.0	1.7	5.2 - 6.3	1000
50M030050I020	M3 x .5	20.0	1.7	5.2 - 6.3	1000
50M030050I025	M3 x .5	25.0	1.7	5.2 - 6.3	1000
50M035060I005	M3.5 x .6	5.0	2.3	6.9 - 8.2	1000
50M035060I006	M3.5 x .6	6.0	2.3	6.9 - 8.2	1000
50M035060I008	M3.5 x .6	8.0	2.3	6.9 - 8.2	1000
50M035060I010	M3.5 x .6	10.0	2.3	6.9 - 8.2	1000
50M035060I012	M3.5 x .6	12.0	2.3	6.9 - 8.2	500
50M035060I016	M3.5 x .6	16.0	2.3	6.9 - 8.2	1000
50M035060I020	M3.5 x .6	20.0	2.3	6.9 - 8.2	1000
50M035060I025	M3.5 x .6	25.0	2.3	6.9 - 8.2	1000
50M035060I035	M3.5 x .6	35.0	2.3	6.9 - 8.2	1000
50M040070I006	M4 x .7	6.0	2.7	8.0 - 9.4	1000
50M040070I008	M4 x .7	8.0	2.7	8.0 - 9.4	1000
50M040070I010	M4 x .7	10.0	2.7	8.0 - 9.4	1000
50M040070I012	M4 x .7	12.0	2.7	8.0 - 9.4	1000

Item No.	Thread	L mm	H Ref mm	ØA mm	Bulk Pack Qty
50M040070I016	M4 x .7	16.0	2.7	8.0 - 9.4	1000
50M040070I020	M4 x .7	20.0	2.7	8.0 - 9.4	1000
50M040070I025	M4 x .7	25.0	2.7	8.0 - 9.4	1000
50M050080I006	M5 x .8	6.0	2.7	8.9 - 10.4	1000
50M050080I008	M5 x .8	8.0	2.7	8.9 - 10.4	1000
50M050080I010	M5 x .8	10.0	2.7	8.9 - 10.4	1000
50M050080I012	M5 x .8	12.0	2.7	8.9 - 10.4	1000
50M050080I016	M5 x .8	16.0	2.7	8.9 - 10.4	1000
50M050080I020	M5 x .8	20.0	2.7	8.9 - 10.4	1000
50M050080I025	M5 x .8	25.0	2.7	8.9 - 10.4	1000
50M050080I030	M5 x .8	30.0	2.7	8.9 - 10.4	500
50M050080I040	M5 x .8	40.0	2.7	8.9 - 10.4	500
50M060100I008	M6 x 1.0	8.0	3.3	10.9 - 12.6	1000
50M060100I010	M6 x 1.0	10.0	3.3	10.9 - 12.6	500
50M060100I012	M6 x 1.0	12.0	3.3	10.9 - 12.6	1000
50M060100I016	M6 x 1.0	16.0	3.3	10.9 - 12.6	500
50M060100I020	M6 x 1.0	20.0	3.3	10.9 - 12.6	500
50M060100I025	M6 x 1.0	25.0	3.3	10.9 - 12.6	500
50M060100I035	M6 x 1.0	35.0	3.3	10.9 - 12.6	500
50M060100I045	M6 x 1.0	45.0	3.3	10.9 - 12.6	500
50M080125I010	M8 x 1.25	10.0	4.6	15.4 - 17.3	500
50M080125I016	M8 x 1.25	16.0	4.6	15.4 - 17.3	500
50M080125I020	M8 x 1.25	20.0	4.6	15.4 - 17.3	500
50M080125I025	M8 x 1.25	25.0	4.6	15.4 - 17.3	500
50M080125I030	M8 x 1.25	30.0	4.6	15.4 - 17.3	500
50M080125I050	M8 x 1.25	50.0	4.6	15.4 - 17.3	500
50M100150I020	M10 x 1.5	20.0	5.0	17.8 - 20.0	500
50M100150I025	M10 x 1.5	25.0	5.0	17.8 - 20.0	500
50M100150I035	M10 x 1.5	35.0	5.0	17.8 - 20.0	500



PLASTIC SCREWS / COUNTERSUNK SNAP RIVETS

50H Series  
Metric Slotted Flat Head Screw



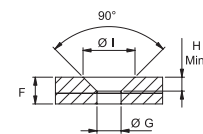
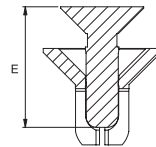
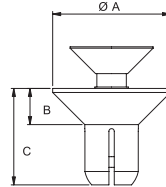
Specifications:

- Material: UL94 V-2 Nylon 6/6
- Color: Natural


Item No.	Thread	L mm	H Ref mm	ØA mm	Bulk Pack Qty
50M020040H004	M2 x .4	4.0	1.2	3.5 - 4.4	1000
50M020040H005	M2 x .4	5.0	1.2	3.5 - 4.4	1000
50M020040H006	M2 x .4	6.0	1.2	3.5 - 4.4	1000
50M020040H008	M2 x .4	8.0	1.2	3.5 - 4.4	1000
50M020040H010	M2 x .4	10.0	1.2	3.5 - 4.4	1000
50M020040H011	M2 x .4	11.0	1.2	3.5 - 4.4	1000
50M020040H012	M2 x .4	12.0	1.2	3.5 - 4.4	1000
50M020040H016	M2 x .4	16.0	1.2	3.5 - 4.4	1000
50M020040H025	M2 x .4	25.0	1.2	3.5 - 4.4	1000
50M025045H004	M2.5 x .45	4.0	1.5	4.4 - 5.5	1000
50M025045H005	M2.5 x .45	5.0	1.5	4.4 - 5.5	1000
50M025045H006	M2.5 x .45	6.0	1.5	4.4 - 5.5	1000
50M025045H008	M2.5 x .45	8.0	1.5	4.4 - 5.5	1000
50M025045H010	M2.5 x .45	10.0	1.5	4.4 - 5.5	1000
50M025045H012	M2.5 x .45	12.0	1.5	4.4 - 5.5	1000
50M025045H016	M2.5 x .45	16.0	1.5	4.4 - 5.5	1000
50M025045H020	M2.5 x .45	20.0	1.5	4.4 - 5.5	1000
50M025045H025	M2.5 x .45	25.0	1.5	4.4 - 5.5	1000
50M030050H005	M3 x .5	5.0	1.7	5.2 - 6.3	1000
50M030050H006	M3 x .5	6.0	1.7	5.2 - 6.3	1000
50M030050H008	M3 x .5	8.0	1.7	5.2 - 6.3	1000
50M030050H010	M3 x .5	10.0	1.7	5.2 - 6.3	1000
50M030050H012	M3 x .5	12.0	1.7	5.2 - 6.3	1000
50M030050H015	M3 x .5	15.0	1.7	5.2 - 6.3	1000
50M030050H016	M3 x .5	16.0	1.7	5.2 - 6.3	1000
50M030050H020	M3 x .5	20.0	1.7	5.2 - 6.3	1000
50M030050H025	M3 x .5	25.0	1.7	5.2 - 6.3	1000
50M030050H030	M3 x .5	30.0	1.7	5.2 - 6.3	1000
50M030050H042	M3 x .5	42.0	1.7	5.2 - 6.3	1000
50M035060H005	M3.5 x .6	5.0	2.3	6.9 - 8.2	1000
50M035060H006	M3.5 x .6	6.0	2.3	6.9 - 8.2	1000
50M035060H008	M3.5 x .6	8.0	2.3	6.9 - 8.2	1000
50M035060H010	M3.5 x .6	10.0	2.3	6.9 - 8.2	1000
50M035060H016	M3.5 x .6	16.0	2.3	6.9 - 8.2	1000
50M035060H025	M3.5 x .6	25.0	2.3	6.9 - 8.2	1000
50M035060H035	M3.5 x .6	35.0	2.3	6.9 - 8.2	500
50M040070H006	M4 x .7	6.0	2.7	8.0 - 9.4	1000
50M040070H008	M4 x .7	8.0	2.7	8.0 - 9.4	1000

Item No.	Thread	L mm	H Ref mm	ØA mm	Bulk Pack Qty
50M040070H010	M4 x .7	10.0	2.7	8.0 - 9.4	1000
50M040070H012	M4 x .7	12.0	2.7	8.0 - 9.4	1000
50M040070H015	M4 x .7	15.0	2.7	8.0 - 9.4	1000
50M040070H016	M4 x .7	16.0	2.7	8.0 - 9.4	1000
50M040070H020	M4 x .7	20.0	2.7	8.0 - 9.4	1000
50M040070H025	M4 x .7	25.0	2.7	8.0 - 9.4	1000
50M040070H030	M4 x .7	30.0	2.7	8.0 - 9.4	1000
50M040070H035	M4 x .7	35.0	2.7	8.0 - 9.4	500
50M050080H006	M5 x .8	6.0	2.7	8.9 - 10.4	1000
50M050080H008	M5 x .8	8.0	2.7	8.9 - 10.4	1000
50M050080H010	M5 x .8	10.0	2.7	8.9 - 10.4	1000
50M050080H012	M5 x .8	12.0	2.7	8.9 - 10.4	1000
50M050080H015	M5 x .8	15.0	2.7	8.9 - 10.4	1000
50M050080H016	M5 x .8	16.0	2.7	8.9 - 10.4	1000
50M050080H020	M5 x .8	20.0	2.7	8.9 - 10.4	1000
50M050080H025	M5 x .8	25.0	2.7	8.9 - 10.4	1000
50M050080H030	M5 x .8	30.0	2.7	8.9 - 10.4	500
50M050080H040	M5 x .8	40.0	2.7	8.9 - 10.4	500
50M060100H008	M6 x 1.0	8.0	3.3	10.9 - 12.6	1000
50M060100H010	M6 x 1.0	10.0	3.3	10.9 - 12.6	1000
50M060100H012	M6 x 1.0	12.0	3.3	10.9 - 12.6	500
50M060100H016	M6 x 1.0	16.0	3.3	10.9 - 12.6	500
50M060100H020	M6 x 1.0	20.0	3.3	10.9 - 12.6	500
50M060100H025	M6 x 1.0	25.0	3.3	10.9 - 12.6	500
50M060100H035	M6 x 1.0	35.0	3.3	10.9 - 12.6	500
50M060100H040	M6 x 1.0	40.0	3.3	10.9 - 12.6	500
50M060100H045	M6 x 1.0	45.0	3.3	10.9 - 12.6	1000
50M060100H050	M6 x 1.0	50.0	3.3	10.9 - 12.6	500
50M080125H016	M8 x 1.25	16.0	4.6	15.4 - 17.3	500
50M080125H020	M8 x 1.25	20.0	4.6	15.4 - 17.3	1000
50M080125H025	M8 x 1.25	25.0	4.6	15.4 - 17.3	500
50M080125H030	M8 x 1.25	30.0	4.6	15.4 - 17.3	1000
50M080125H050	M8 x 1.25	50.0	4.6	15.4 - 17.3	500
50M100150H020	M10 x 1.5	20.0	5.0	17.8 - 20.0	500
50M100150H025	M10 x 1.5	25.0	5.0	17.8 - 20.0	500
50M100150H030	M10 x 1.5	30.0	5.0	17.8 - 20.0	500
50M100150H035	M10 x 1.5	35.0	5.0	17.8 - 20.0	500
50M100150H060	M10 x 1.5	60.0	5.0	17.8 - 20.0	500

SRCS Series  
Countersunk Snap Rivets



Mounting Hole Detail



Specifications:

- Material: UL94 V-2 Nylon 6
- Color: See Table

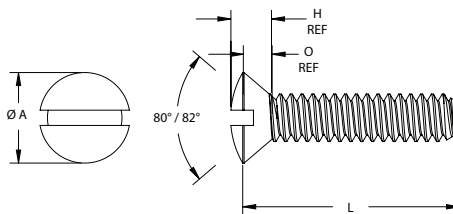
Features:

- Countersunk design for flush surface
- Tamper resistant design
- Accommodates countersunk hole specification DIN ISO 7721

Item No.		Ø Hole		Total Holding Thickness F		Ø A		B		C		E		H Min.		Ø I		Bulk Pack Qty
Black	White	in	mm	in	mm	in	mm	in	mm	in	mm	in	mm	in	mm	in	mm	
SRCS-4060B	SRCS-4060W	0.16 - 0.17	4.1 - 4.2	0.14 - 0.18	3.5 - 4.5	0.35	8.8	0.11	2.7	0.24	6.0	0.28	7.1	0.10	2.6	0.37	9.4	1000
SRCS-4070B	SRCS-4070W	0.16 - 0.17	4.1 - 4.2	0.18 - 0.22	4.5 - 5.5	0.35	8.8	0.11	2.7	0.28	7.2	0.35	9.0	0.10	2.6	0.37	9.4	1000
SRCS-4080B	SRCS-4080W	0.16 - 0.17	4.1 - 4.2	0.22 - 0.26	5.5 - 6.5	0.35	8.8	0.11	2.7	0.32	8.0	0.35	9.0	0.10	2.6	0.37	9.4	1000
SRCS-4090B	SRCS-4090W	0.16 - 0.17	4.1 - 4.2	0.26 - 0.30	6.5 - 7.5	0.35	8.8	0.11	2.7	0.35	9.0	0.43	11.0	0.10	2.6	0.37	9.4	1000
SRCS-4100B	SRCS-4100W	0.16 - 0.17	4.1 - 4.2	0.30 - 0.34	7.5 - 8.5	0.35	8.8	0.11	2.7	0.39	10.0	0.43	11.0	0.10	2.6	0.37	9.4	1000
SRCS-5065B	SRCS-5065W	0.20 - 0.21	5.1 - 5.2	0.14 - 0.18	3.5 - 4.5	0.35	8.8	0.11	2.7	0.26	6.5	0.35	8.5	0.10	2.6	0.41	10.4	1000



33A Series  
82° Slotted Oval Head Screw



Specifications:

- Material: UL94 V-2 Nylon 6/6
- Color: Natural

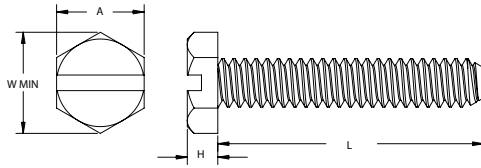
Item No.	Thread	L		H Ref		O Ref		ØA		Bulk Pack Qty
		in		in		in		in		
330256A018	#2-56	0.188		0.051		0.063 - 0.080		0.147 - 0.172		1000
330256A025	#2-56	0.250		0.051		0.063 - 0.080		0.147 - 0.172		1000
330256A031	#2-56	0.313		0.051		0.063 - 0.080		0.147 - 0.172		1000
330256A037	#2-56	0.375		0.051		0.063 - 0.080		0.147 - 0.172		1000
330256A043	#2-56	0.438		0.051		0.063 - 0.080		0.147 - 0.172		1000
330256A050	#2-56	0.500		0.051		0.063 - 0.080		0.147 - 0.172		1000
330256A056	#2-56	0.563		0.051		0.063 - 0.080		0.147 - 0.172		1000
330256A062	#2-56	0.625		0.051		0.063 - 0.080		0.147 - 0.172		1000
330256A075	#2-56	0.750		0.051		0.063 - 0.080		0.147 - 0.172		1000
330440A012	#4-40	0.125		0.067		0.084 - 0.104		0.195 - 0.225		1000
330440A015	#4-40	0.156		0.067		0.084 - 0.104		0.195 - 0.225		1000
330440A018	#4-40	0.188		0.067		0.084 - 0.104		0.195 - 0.225		1000
330440A025	#4-40	0.250		0.067		0.084 - 0.104		0.195 - 0.225		1000
330440A028	#4-40	0.281		0.067		0.084 - 0.104		0.195 - 0.225		1000
330440A031	#4-40	0.313		0.067		0.084 - 0.104		0.195 - 0.225		1000
330440A037	#4-40	0.375		0.067		0.084 - 0.104		0.195 - 0.225		1000
330440A050	#4-40	0.500		0.067		0.084 - 0.104		0.195 - 0.225		1000
330440A056	#4-40	0.563		0.067		0.084 - 0.104		0.195 - 0.225		1000
330440A062	#4-40	0.625		0.067		0.084 - 0.104		0.195 - 0.225		1000
330440A075	#4-40	0.750		0.067		0.084 - 0.104		0.195 - 0.225		1000
330440A100	#4-40	1.000		0.067		0.084 - 0.104		0.195 - 0.225		1000
330440A112	#4-40	1.125		0.067		0.084 - 0.104		0.195 - 0.225		1000
330440A118	#4-40	1.188		0.067		0.084 - 0.104		0.195 - 0.225		1000
330440A125	#4-40	1.250		0.067		0.084 - 0.104		0.195 - 0.225		1000
330440A137	#4-40	1.375		0.067		0.084 - 0.104		0.195 - 0.225		1000
330440A150	#4-40	1.500		0.067		0.084 - 0.104		0.195 - 0.225		1000
330440A175	#4-40	1.750		0.067		0.084 - 0.104		0.195 - 0.225		1000
330448A015	#4-48	0.156		0.067		0.084 - 0.104		0.195 - 0.225		1000
330448A025	#4-48	0.250		0.067		0.084 - 0.104		0.195 - 0.225		1000
330632A025	#6-32	0.250		0.083		0.105 - 0.128		0.244 - 0.279		1000
330632A031	#6-32	0.313		0.083		0.105 - 0.128		0.244 - 0.279		1000
330632A037	#6-32	0.375		0.083		0.105 - 0.128		0.244 - 0.279		1000
330632A050	#6-32	0.500		0.083		0.105 - 0.128		0.244 - 0.279		1000
330632A062	#6-32	0.625		0.083		0.105 - 0.128		0.244 - 0.279		1000
330632A075	#6-32	0.750		0.083		0.105 - 0.128		0.244 - 0.279		1000
330632A100	#6-32	1.000		0.083		0.105 - 0.128		0.244 - 0.279		1000
330632A112	#6-32	1.125		0.083		0.105 - 0.128		0.244 - 0.279		1000
330632A125	#6-32	1.250		0.083		0.105 - 0.128		0.244 - 0.279		1000
330632A175	#6-32	1.750		0.083		0.105 - 0.128		0.244 - 0.279		1000
330632A200	#6-32	2.000		0.083		0.105 - 0.128		0.244 - 0.279		1000
330832A025	#8-32	0.250		0.100		0.126 - 0.152		0.292 - 0.332		1000
330832A031	#8-32	0.313		0.100		0.126 - 0.152		0.292 - 0.332		1000
330832A037	#8-32	0.375		0.100		0.126 - 0.152		0.292 - 0.332		1000
330832A043	#8-32	0.438		0.100		0.126 - 0.152		0.292 - 0.332		1000
330832A050	#8-32	0.500		0.100		0.126 - 0.152		0.292 - 0.332		1000
330832A056	#8-32	0.563		0.100		0.126 - 0.152		0.292 - 0.332		1000
330832A062	#8-32	0.625		0.100		0.126 - 0.152		0.292 - 0.332		1000
330832A075	#8-32	0.750		0.100		0.126 - 0.152		0.292 - 0.332		1000
330832A100	#8-32	1.000		0.100		0.126 - 0.152		0.292 - 0.332		1000
330832A125	#8-32	1.250		0.100		0.126 - 0.152		0.292 - 0.332		1000
331024A050	#10-24	0.500		0.116		0.148 - 0.176		0.340 - 0.385		1000
331024A075	#10-24	0.750		0.116		0.148 - 0.176		0.340 - 0.385		1000
331024A100	#10-24	1.000		0.116		0.148 - 0.176		0.340 - 0.385		500
331024A125	#10-24	1.250		0.116		0.148 - 0.176		0.340 - 0.385		500
331032A025	#10-32	0.250		0.116		0.148 - 0.176		0.340 - 0.385		1000
331032A031	#10-32	0.313		0.116		0.148 - 0.176		0.340 - 0.385		1000
331032A037	#10-32	0.375		0.116		0.148 - 0.176		0.340 - 0.385		1000
331032A050	#10-32	0.500		0.116		0.148 - 0.176		0.340 - 0.385		1000
331032A075	#10-32	0.750		0.116		0.148 - 0.176		0.340 - 0.385		500
331032A087	#10-32	0.875		0.116		0.148 - 0.176		0.340 - 0.385		500
331032A100	#10-32	1.000		0.116		0.148 - 0.176		0.340 - 0.385		500
331032A125	#10-32	1.250		0.116		0.148 - 0.176		0.340 - 0.385		500
331032A150	#10-32	1.500		0.116		0.148 - 0.176		0.340 - 0.385		500
332520A025	1/4-20	0.250		0.153		0.197 - 0.232		0.452 - 0.507		1000
332520A050	1/4-20	0.500		0.153		0.197 - 0.232		0.452 - 0.507		500
332520A062	1/4-20	0.625		0.153		0.197 - 0.232		0.452 - 0.507		500
332520A075	1/4-20	0.750		0.153		0.197 - 0.232		0.452 - 0.507		500
332520A087	1/4-20	0.875		0.153		0.197 - 0.232		0.452 - 0.507		500
332520A100	1/4-20	1.000		0.153		0.197 - 0.232		0.452 - 0.507		500
332520A125	1/4-20	1.250		0.153		0.197 - 0.232		0.452 - 0.507		500
332520A150	1/4-20	1.500		0.153		0.197 - 0.232		0.452 - 0.507		500
332520A175	1/4-20	1.750		0.153		0.197 - 0.232		0.452 - 0.507		500
332520A200	1/4-20	2.000		0.153		0.197 - 0.232		0.452 - 0.507		500
332520A250	1/4-20	2.500		0.153		0.197 - 0.232		0.452 - 0.507		500







## PLASTIC SCREWS

50K Series  
Metric Hex Slotted Screw

## Specifications:

- Material: UL94 V-2 Nylon 6/6
- Color: Natural

Item No.	Thread	L mm	H Max mm	A mm	W Min mm	Bulk Pack Qty
50M020040K004	M2 x 4	4.0	1.3 - 1.6	3.0 - 3.2	3.4	1000
50M020040K005	M2 x 4	5.0	1.3 - 1.6	3.0 - 3.2	3.4	1000
50M020040K006	M2 x 4	6.0	1.3 - 1.6	3.0 - 3.2	3.4	1000
50M020040K008	M2 x 4	8.0	1.3 - 1.6	3.0 - 3.2	3.4	1000
50M020040K010	M2 x 4	10.0	1.3 - 1.6	3.0 - 3.2	3.4	1000
50M020040K012	M2 x 4	12.0	1.3 - 1.6	3.0 - 3.2	3.4	1000
50M020040K016	M2 x 4	16.0	1.3 - 1.6	3.0 - 3.2	3.4	1000
50M020040K020	M2 x 4	20.0	1.3 - 1.6	3.0 - 3.2	3.4	1000
50M020040K025	M2 x 4	25.0	1.3 - 1.6	3.0 - 3.2	3.4	1000
50M025045K004	M2.5 x .45	4.0	1.8 - 2.1	3.8 - 4.0	4.3	1000
50M025045K005	M2.5 x .45	5.0	1.8 - 2.1	3.8 - 4.0	4.3	1000
50M025045K006	M2.5 x .45	6.0	1.8 - 2.1	3.8 - 4.0	4.3	1000
50M025045K008	M2.5 x .45	8.0	1.8 - 2.1	3.8 - 4.0	4.3	1000
50M025045K010	M2.5 x .45	10.0	1.8 - 2.1	3.8 - 4.0	4.3	1000
50M025045K012	M2.5 x .45	12.0	1.8 - 2.1	3.8 - 4.0	4.3	1000
50M025045K016	M2.5 x .45	16.0	1.8 - 2.1	3.8 - 4.0	4.3	1000
50M025045K020	M2.5 x .45	20.0	1.8 - 2.1	3.8 - 4.0	4.3	1000
50M025045K025	M2.5 x .45	25.0	1.8 - 2.1	3.8 - 4.0	4.3	1000
50M030050K004	M3 x .5	4.0	2.0 - 2.3	4.8 - 5.0	5.4	1000
50M030050K005	M3 x .5	5.0	2.0 - 2.3	4.8 - 5.0	5.4	1000
50M030050K006	M3 x .5	6.0	2.0 - 2.3	4.8 - 5.0	5.4	1000
50M030050K008	M3 x .5	8.0	2.0 - 2.3	4.8 - 5.0	5.4	1000
50M030050K010	M3 x .5	10.0	2.0 - 2.3	4.8 - 5.0	5.4	1000
50M030050K012	M3 x .5	12.0	2.0 - 2.3	4.8 - 5.0	5.4	1000
50M030050K016	M3 x .5	16.0	2.0 - 2.3	4.8 - 5.0	5.4	1000
50M030050K020	M3 x .5	20.0	2.0 - 2.3	4.8 - 5.0	5.4	1000
50M030050K025	M3 x .5	25.0	2.0 - 2.3	4.8 - 5.0	5.4	1000
50M030050K030	M3 x .5	30.0	2.0 - 2.3	4.8 - 5.0	5.4	1000
50M030050K035	M3 x .5	35.0	2.0 - 2.3	4.8 - 5.0	5.4	1000
50M030050K042	M3 x .5	42.0	2.0 - 2.3	4.8 - 5.0	5.4	1000
50M035060K005	M3.5 x .6	5.0	2.3 - 2.6	5.3 - 5.5	6.0	1000
50M035060K006	M3.5 x .6	6.0	2.3 - 2.6	5.3 - 5.5	6.0	1000
50M035060K007	M3.5 x .6	7.0	2.3 - 2.6	5.3 - 5.5	6.0	1000
50M035060K008	M3.5 x .6	8.0	2.3 - 2.6	5.3 - 5.5	6.0	1000
50M035060K010	M3.5 x .6	10.0	2.3 - 2.6	5.3 - 5.5	6.0	1000
50M035060K012	M3.5 x .6	12.0	2.3 - 2.6	5.3 - 5.5	6.0	1000
50M035060K016	M3.5 x .6	16.0	2.3 - 2.6	5.3 - 5.5	6.0	1000
50M035060K020	M3.5 x .6	20.0	2.3 - 2.6	5.3 - 5.5	6.0	1000
50M035060K025	M3.5 x .6	25.0	2.3 - 2.6	5.3 - 5.5	6.0	1000
50M035060K035	M3.5 x .6	35.0	2.3 - 2.6	5.3 - 5.5	6.0	1000
50M040070K006	M4 x 7	6.0	2.6 - 3.0	6.8 - 7.0	7.6	1000
50M040070K008	M4 x 7	8.0	2.6 - 3.0	6.8 - 7.0	7.6	1000
50M040070K010	M4 x 7	10.0	2.6 - 3.0	6.8 - 7.0	7.6	1000
50M040070K012	M4 x 7	12.0	2.6 - 3.0	6.8 - 7.0	7.6	1000
50M040070K016	M4 x 7	16.0	2.6 - 3.0	6.8 - 7.0	7.6	1000

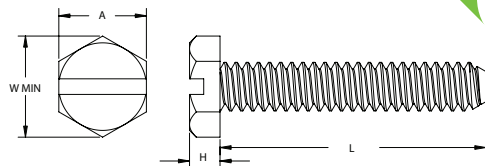
01X Series  
Transparent Slotted Hex Head Screw

## Specifications:

- Material: UL94 V-2 Polycarbonate
- Color: Transparent

## Features:

- Exceptionally high impact strength
- Polycarbonate is unaffected by greases, oils and detergents



Item No.	Thread	L in	A in	H in	W Min in	Bulk Pack Qty
010440X025PC	#4-40	0.250	0.181 - 0.188	0.049 - 0.060	0.202	1000
010440X028PC	#4-40	0.281	0.181 - 0.188	0.049 - 0.060	0.202	1000
010440X037PC	#4-40	0.375	0.181 - 0.188	0.049 - 0.060	0.202	1000
010440X050PC	#4-40	0.500	0.181 - 0.188	0.049 - 0.060	0.202	1000
010632X025PC	#6-32	0.250	0.244 - 0.250	0.080 - 0.093	0.272	1000
010632X037PC	#6-32	0.375	0.244 - 0.250	0.080 - 0.093	0.272	1000
010632X050PC	#6-32	0.500	0.244 - 0.250	0.080 - 0.093	0.272	1000
010632X062PC	#6-32	0.625	0.244 - 0.250	0.080 - 0.093	0.272	1000
010632X075PC	#6-32	0.750	0.244 - 0.250	0.080 - 0.093	0.272	1000
010832X012PC	#8-32	0.125	0.244 - 0.250	0.096 - 0.110	0.272	1000
010832X025PC	#8-32	0.250	0.244 - 0.250	0.096 - 0.110	0.272	1000

Item No.	Thread	L in	A in	H in	W Min in	Bulk Pack Qty
010832X037PC	#8-32	0.375	0.244 - 0.250	0.096 - 0.110	0.272	1000
010832X050PC	#8-32	0.500	0.244 - 0.250	0.096 - 0.110	0.272	1000
010832X062PC	#8-32	0.625	0.244 - 0.250	0.096 - 0.110	0.272	1000
010832X075PC	#8-32	0.750	0.244 - 0.250	0.096 - 0.110	0.272	1000
011032X025PC	#10-32	0.250	0.305 - 0.312	0.105 - 0.120	0.340	1000
011032X037PC	#10-32	0.375	0.305 - 0.312	0.105 - 0.120	0.340	1000
011032X050PC	#10-32	0.500	0.305 - 0.312	0.105 - 0.120	0.340	1000
011032X062PC	#10-32	0.625	0.305 - 0.312	0.105 - 0.120	0.340	1000
011032X075PC	#10-32	0.750	0.305 - 0.312	0.105 - 0.120	0.340	500
011032X100PC	#10-32	1.000	0.305 - 0.312	0.105 - 0.120	0.340	500



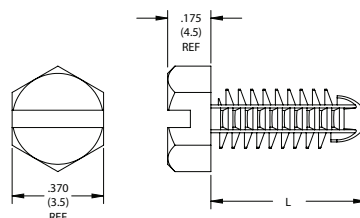

**27SCH**  
**Hex Slotted Spin Clip**

Specifications:

- Material: UL94 V-2 Nylon 6/6
- Color: Natural

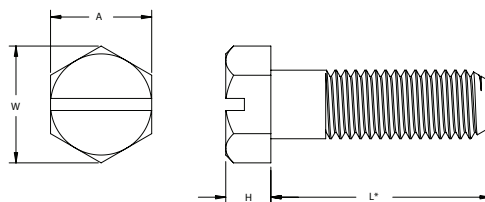
Features:

- Combines the advantages of a push-in type fastener with a screw
- Fast and easy assembly
- Resistant to corrosion, oil, abrasion and most chemicals
- Can also be used as a standard Fir Tree Fastener



Item No.	Screw Size	L		Ø Hole		Bulk Pack Qty
		in		in	mm	
27SC2520H037	1/4	0.375		0.203	5.2	1000
27SC2520H050	1/4	0.500		0.203	5.2	1000
27SC2520H062	1/4	0.625		0.203	5.2	1000
27SC2520H075	1/4	0.750		0.203	5.2	1000
27SC2520H100	1/4	1.000		0.203	5.2	1000

**32 Series**  
**Slotted Hex Cap Screw**



Specifications:

- Material: UL94 V-2 Nylon 6/6
- Color: Natural

Item No.	Thread	L in	H in	W in	A in	Bulk Pack Qty
3225020025	1/4-20	0.250	0.150-0.188	0.484-0.505	0.425-0.438	1000
3225020037	1/4-20	0.375	0.150-0.188	0.484-0.505	0.425-0.438	500
3225020050	1/4-20	0.500	0.150-0.188	0.484-0.505	0.425-0.438	500
3225020062	1/4-20	0.625	0.150-0.188	0.484-0.505	0.425-0.438	500
3225020075	1/4-20	0.750	0.150-0.188	0.484-0.505	0.425-0.438	500
3225020100	1/4-20	1.000	0.150-0.188	0.484-0.505	0.425-0.438	500
3225020125	1/4-20	1.250	0.150-0.188	0.484-0.505	0.425-0.438	500
3225020150	1/4-20	1.500	0.150-0.188	0.484-0.505	0.425-0.438	500
3225020200	1/4-20	2.000	0.150-0.188	0.484-0.505	0.425-0.438	500
3225020212	1/4-20	2.125	0.150-0.188	0.484-0.505	0.425-0.438	500
3225020225	1/4-20	2.250	0.150-0.188	0.484-0.505	0.425-0.438	500
3225020250	1/4-20	2.500	0.150-0.188	0.484-0.505	0.425-0.438	500
3225020275	1/4-20	2.750	0.150-0.188	0.484-0.505	0.425-0.438	500
3225020275FT	1/4-20	2.750	0.150-0.188	0.484-0.505	0.425-0.438	500
3225020300	1/4-20	3.000	0.150-0.188	0.484-0.505	0.425-0.438	500
3225020350	1/4-20	3.500	0.150-0.188	0.484-0.505	0.425-0.438	500
3225020400	1/4-20	4.000	0.150-0.188	0.484-0.505	0.425-0.438	500
3225020450	1/4-20	4.500	0.150-0.188	0.484-0.505	0.425-0.438	500
3225020500	1/4-20	5.000	0.150-0.188	0.484-0.505	0.425-0.438	500
3225020550	1/4-20	5.500	0.150-0.188	0.484-0.505	0.425-0.438	500
3225020600	1/4-20	6.000	0.150-0.188	0.484-0.505	0.425-0.438	500
3231218050	5/16-18	0.500	0.195-0.235	0.552-0.577	0.484-0.500	500
3231218075	5/16-18	0.750	0.195-0.235	0.552-0.577	0.484-0.500	500
3231218100	5/16-18	1.000	0.195-0.235	0.552-0.577	0.484-0.500	500
3231218125	5/16-18	1.250	0.195-0.235	0.552-0.577	0.484-0.500	500
3231218137	5/16-18	1.375	0.195-0.235	0.552-0.577	0.484-0.500	500
3231218150	5/16-18	1.500	0.195-0.235	0.552-0.577	0.484-0.500	500
3231218175	5/16-18	1.750	0.195-0.235	0.552-0.577	0.484-0.500	500
3231218200	5/16-18	2.000	0.195-0.235	0.552-0.577	0.484-0.500	500
3231218200FT	5/16-18	2.000	0.195-0.235	0.552-0.577	0.484-0.500	500
3231218250	5/16-18	2.500	0.195-0.235	0.552-0.577	0.484-0.500	250
3231218300	5/16-18	3.000	0.195-0.235	0.552-0.577	0.484-0.500	250
3231218350	5/16-18	3.500	0.195-0.235	0.552-0.577	0.484-0.500	250
3231218400	5/16-18	4.000	0.195-0.235	0.552-0.577	0.484-0.500	250
3231218450	5/16-18	4.500	0.195-0.235	0.552-0.577	0.484-0.500	250
3231218500	5/16-18	5.000	0.195-0.235	0.552-0.577	0.484-0.500	250
3231218550	5/16-18	5.500	0.195-0.235	0.552-0.577	0.484-0.500	250
3231218600	5/16-18	6.000	0.195-0.235	0.552-0.577	0.484-0.500	250
3231224050	5/16-24	0.500	0.195-0.235	0.552-0.577	0.484-0.500	250
3237516050	3/8-16	0.500	0.226-0.268	0.620-0.650	0.544-0.562	500
3237516075	3/8-16	0.750	0.226-0.268	0.620-0.650	0.544-0.562	500
3237516100	3/8-16	1.000	0.226-0.268	0.620-0.650	0.544-0.562	500

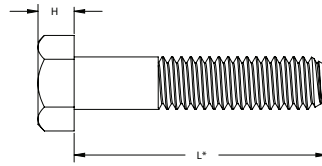
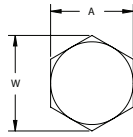

Item No.	Thread	L in	H in	W in	A in	Bulk Pack Qty
3237516125	3/8-16	1.250	0.226-0.268	0.620-0.650	0.544-0.562	500
3237516150	3/8-16	1.500	0.226-0.268	0.620-0.650	0.544-0.562	1000
3237516200	3/8-16	2.000	0.226-0.268	0.620-0.650	0.544-0.562	500
3237516250	3/8-16	2.500	0.226-0.268	0.620-0.650	0.544-0.562	500
3237516300	3/8-16	3.000	0.226-0.268	0.620-0.650	0.544-0.562	250
3237516350	3/8-16	3.500	0.226-0.268	0.620-0.650	0.544-0.562	250
3237516400	3/8-16	4.000	0.226-0.268	0.620-0.650	0.544-0.562	250
3237516450	3/8-16	4.500	0.226-0.268	0.620-0.650	0.544-0.562	250
3237516500	3/8-16	5.000	0.226-0.268	0.620-0.650	0.544-0.562	250
3237516550	3/8-16	5.500	0.226-0.268	0.620-0.650	0.544-0.562	250
3237516600	3/8-16	6.000	0.226-0.268	0.620-0.650	0.544-0.562	250
3237524050	3/8-24	0.500	0.226-0.268	0.620-0.650	0.544-0.562	250
3250013050	1/2-13	0.500	0.302-0.364	0.826-0.866	0.725-0.750	500
3250013075	1/2-13	0.750	0.302-0.364	0.826-0.866	0.725-0.750	500
3250013087	1/2-13	0.875	0.302-0.364	0.826-0.866	0.725-0.750	500
3250013100	1/2-13	1.000	0.302-0.364	0.826-0.866	0.725-0.750	500
3250013125	1/2-13	1.250	0.302-0.364	0.826-0.866	0.725-0.750	250
3250013150	1/2-13	1.500	0.302-0.364	0.826-0.866	0.725-0.750	250
3250013200	1/2-13	2.000	0.302-0.364	0.826-0.866	0.725-0.750	250
3250013250	1/2-13	2.500	0.302-0.364	0.826-0.866	0.725-0.750	250
3250013300	1/2-13	3.000	0.302-0.364	0.826-0.866	0.725-0.750	250
3250013350	1/2-13	3.500	0.302-0.364	0.826-0.866	0.725-0.750	250
3250013400	1/2-13	4.000	0.302-0.364	0.826-0.866	0.725-0.750	250
3250013450	1/2-13	4.500	0.302-0.364	0.826-0.866	0.725-0.750	250
3250013500	1/2-13	5.000	0.302-0.364	0.826-0.866	0.725-0.750	250
3250013550	1/2-13	5.500	0.302-0.364	0.826-0.866	0.725-0.750	250
3250013600	1/2-13	6.000	0.302-0.364	0.826-0.866	0.725-0.750	250
3262511050	5/8-11	0.500	0.378-0.444	1.033-1.086	0.906-0.938	250
3262511075	5/8-11	0.750	0.378-0.444	1.033-1.086	0.906-0.938	250
3262511100	5/8-11	1.000	0.378-0.444	1.033-1.086	0.906-0.938	250
3262511150FT	5/8-11	1.500	0.378-0.444	1.033-1.086	0.906-0.938	250
3262511200	5/8-11	2.000	0.378-0.444	1.033-1.086	0.906-0.938	250
3262511250	5/8-11	2.500	0.378-0.444	1.033-1.086	0.906-0.938	250
3262511300	5/8-11	3.000	0.378-0.444	1.033-1.086	0.906-0.938	250
3262511350	5/8-11	3.500	0.378-0.444	1.033-1.086	0.906-0.938	250
3262511400	5/8-11	4.000	0.378-0.444	1.033-1.086	0.906-0.938	250
3262511400FT	5/8-11	4.000	0.378-0.444	1.033-1.086	0.906-0.938	250
3262511450	5/8-11	4.500	0.378-0.444	1.033-1.086	0.906-0.938	250
3262511500	5/8-11	5.000	0.378-0.444	1.033-1.086	0.906-0.938	250
3262511550	5/8-11	5.500	0.378-0.444	1.033-1.086	0.906-0.938	250
3262511600	5/8-11	6.000	0.378-0.444	1.033-1.086	0.906-0.938	250

\* All parts 1" and shorter or have a suffix of "FT" are fully threaded





## PLASTIC SCREWS

03XM225 Series  
Unslotted Hex Cap Screw - GF Polyurethane

## Specifications:

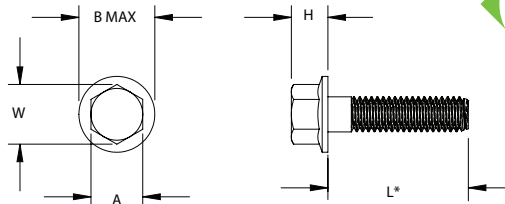
- Material: 40% Glass-Filled Polyurethane
- Color: Natural

Item No.	Thread	L		H		A		W		Bulk Pack Qty
		in		in		in		in		
0325020037XM225	1/4-20	0.375		0.150 - 0.188		0.425 - 0.438		0.484 - 0.505		500
0325020050XM225	1/4-20	0.500		0.150 - 0.188		0.425 - 0.438		0.484 - 0.505		500
0325020062XM225	1/4-20	0.625		0.150 - 0.188		0.425 - 0.438		0.484 - 0.505		500
0325020075XM225	1/4-20	0.750		0.150 - 0.188		0.425 - 0.438		0.484 - 0.505		500
0325020087XM225	1/4-20	0.875		0.150 - 0.188		0.425 - 0.438		0.484 - 0.505		500
0325020100XM225	1/4-20	1.000		0.150 - 0.188		0.425 - 0.438		0.484 - 0.505		500
0325020125XM225	1/4-20	1.250		0.150 - 0.188		0.425 - 0.438		0.484 - 0.505		1000
0325020137XM225	1/4-20	1.375		0.150 - 0.188		0.425 - 0.438		0.484 - 0.505		1000
0325020150XM225	1/4-20	1.500		0.150 - 0.188		0.425 - 0.438		0.484 - 0.505		500
0331218100XM225	5/16-18	1.000		0.195 - 0.235		0.484 - 0.500		0.552 - 0.577		1000
0331218150XM225	5/16-18	1.500		0.195 - 0.235		0.425 - 0.438		0.484 - 0.505		500
0331218200XM225	5/16-18	2.000		0.195 - 0.235		0.484 - 0.500		0.552 - 0.577		500
0337516050XM225	3/8-16	0.500		0.226 - 0.268		0.544 - 0.562		0.620 - 0.650		500
0337516062XM225	3/8-16	0.625		0.226 - 0.268		0.544 - 0.562		0.620 - 0.650		500
0337516075XM225	3/8-16	0.750		0.226 - 0.268		0.544 - 0.562		0.620 - 0.650		500
0337516087XM225	3/8-16	0.875		0.226 - 0.268		0.544 - 0.562		0.620 - 0.650		500
0337516100XM225	3/8-16	1.000		0.226 - 0.268		0.544 - 0.562		0.620 - 0.650		500
0337516125XM225	3/8-16	1.250		0.226 - 0.268		0.544 - 0.562		0.620 - 0.650		500
0337516150XM225	3/8-16	1.500		0.226 - 0.268		0.544 - 0.562		0.620 - 0.650		500
0337516162XM225	3/8-16	1.625		0.226 - 0.268		0.544 - 0.562		0.620 - 0.650		500
0337516175XM225	3/8-16	1.750		0.226 - 0.268		0.544 - 0.562		0.620 - 0.650		250
0337516200XM225	3/8-16	2.000		0.226 - 0.268		0.544 - 0.562		0.620 - 0.650		500
0337516225XM225	3/8-16	2.250		0.226 - 0.268		0.544 - 0.562		0.620 - 0.650		500
0337516250XM225	3/8-16	2.500		0.226 - 0.268		0.544 - 0.562		0.620 - 0.650		500
0337516300XM225	3/8-16	3.000		0.226 - 0.268		0.544 - 0.562		0.620 - 0.650		500
0337516325XM225	3/8-16	3.250		0.226 - 0.268		0.544 - 0.562		0.620 - 0.650		500
0337516350XM225	3/8-16	3.500		0.226 - 0.268		0.544 - 0.562		0.620 - 0.650		1000
0337516375XM225	3/8-16	3.750		0.226 - 0.268		0.544 - 0.562		0.620 - 0.650		1000
0337516400XM225	3/8-16	4.000		0.226 - 0.268		0.544 - 0.562		0.620 - 0.650		500
0337516425XM225	3/8-16	4.250		0.226 - 0.268		0.544 - 0.562		0.620 - 0.650		500
0337516450XM225	3/8-16	4.500		0.226 - 0.268		0.544 - 0.562		0.620 - 0.650		500
0350013075XM225	1/2-13	0.750		0.302 - 0.364		0.725 - 0.750		0.826 - 0.866		250
0350013087XM225	1/2-13	0.875		0.302 - 0.364		0.725 - 0.750		0.826 - 0.866		250
0350013100XM225	1/2-13	1.000		0.302 - 0.364		0.725 - 0.750		0.826 - 0.866		250
0350013125XM225	1/2-13	1.250		0.302 - 0.364		0.725 - 0.750		0.826 - 0.866		250
0350013137XM225	1/2-13	1.375		0.302 - 0.364		0.725 - 0.750		0.826 - 0.866		250
0350013150XM225	1/2-13	1.500		0.302 - 0.364		0.725 - 0.750		0.826 - 0.866		250
0350013162XM225	1/2-13	1.625		0.302 - 0.364		0.725 - 0.750		0.826 - 0.866		250
0350013175XM225	1/2-13	1.750		0.302 - 0.364		0.725 - 0.750		0.826 - 0.866		250
0350013187XM225	1/2-13	1.875		0.302 - 0.364		0.725 - 0.750		0.826 - 0.866		250
0350013200XM225	1/2-13	2.000		0.302 - 0.364		0.725 - 0.750		0.826 - 0.866		250
0350013225XM225	1/2-13	2.250		0.302 - 0.364		0.725 - 0.750		0.826 - 0.866		1000
0350013237XM225	1/2-13	2.375		0.302 - 0.364		0.725 - 0.750		0.826 - 0.866		250
0350013250XM225	1/2-13	2.500		0.302 - 0.364		0.725 - 0.750		0.826 - 0.866		250
0350013262XM225	1/2-13	2.625		0.302 - 0.364		0.725 - 0.750		0.826 - 0.866		1000
0350013275XM225	1/2-13	2.750		0.302 - 0.364		0.725 - 0.750		0.826 - 0.866		1000
0350013300XM225	1/2-13	3.000		0.302 - 0.364		0.725 - 0.750		0.826 - 0.866		500
0350013325XM225	1/2-13	3.250		0.302 - 0.364		0.725 - 0.750		0.826 - 0.866		500
0350013337XM225	1/2-13	3.375		0.302 - 0.364		0.725 - 0.750		0.826 - 0.866		500
0350013350XM225	1/2-13	3.500		0.302 - 0.364		0.725 - 0.750		0.826 - 0.866		500
0350013375XM225	1/2-13	3.750		0.302 - 0.364		0.725 - 0.750		0.826 - 0.866		250
0350013400XM225	1/2-13	4.000		0.302 - 0.364		0.725 - 0.750		0.826 - 0.866		500
0350013450XM225	1/2-13	4.500		0.302 - 0.364		0.725 - 0.750		0.826 - 0.866		250
0350013500XM225	1/2-13	5.000		0.302 - 0.364		0.725 - 0.750		0.826 - 0.866		250
0350013550XM225	1/2-13	5.500		0.302 - 0.364		0.725 - 0.750		0.826 - 0.866		250
0350013600XM225	1/2-13	6.000		0.302 - 0.364		0.725 - 0.750		0.826 - 0.866		250
0362511150XM225	5/8-11	1.500		0.378 - 0.444		0.906 - 0.938		1.033 - 1.083		250
0362511200XM225	5/8-11	2.000		0.378 - 0.444		0.906 - 0.938		1.033 - 1.083		250
0362511250XM225	5/8-11	2.500		0.378 - 0.444		0.906 - 0.938		1.033 - 1.083		250
0362511300XM225	5/8-11	3.000		0.378 - 0.444		0.906 - 0.938		1.033 - 1.083		250
0362511350XM225	5/8-11	3.500		0.378 - 0.444		0.906 - 0.938		1.033 - 1.083		250
0362511400XM225	5/8-11	4.000		0.378 - 0.444		0.906 - 0.938		1.033 - 1.083		500
0362511500XM225	5/8-11	5.000		0.378 - 0.444		0.906 - 0.938		1.033 - 1.083		500
0362511550XM225	5/8-11	5.500		0.378 - 0.444		0.906 - 0.938		1.033 - 1.083		500
0362511600XM225	5/8-11	6.000		0.378 - 0.444		0.906 - 0.938		1.033 - 1.083		500
0375010150XM225	3/4-10	1.500		0.455 - 0.524		1.088 - 1.125		1.240 - 1.299		500
0375010200XM225	3/4-10	2.000		0.455 - 0.524		1.088 - 1.125		1.240 - 1.299		500
0375010250XM225	3/4-10	2.500		0.455 - 0.524		1.088 - 1.125		1.240 - 1.299		500
0375010300XM225	3/4-10	3.000		0.455 - 0.524		1.088 - 1.125		1.240 - 1.299		250
0375010350XM225	3/4-10	3.500		0.455 - 0.524		1.088 - 1.125		1.240 - 1.299		250
0375010400XM225	3/4-10	4.000		0.455 - 0.524		1.088 - 1.125		1.240 - 1.299		250
0375010500XM225	3/4-10	5.000		0.455 - 0.524		1.088 - 1.125		1.240 - 1.299		250
0375010550XM225	3/4-10	5.500		0.455 - 0.524		1.088 - 1.125		1.240 - 1.299		250
0375010600XM225	3/4-10	6.000		0.455 - 0.524		1.088 - 1.125		1.240 - 1.299		250

\* All parts 1" and shorter or have a suffix of "FT" are fully threaded



**03FXM225 Series**  
**Unslotted Hex Cap Screw - GF Polyurethane**



Specifications:

- Material: 40% Glass-Filled Polyurethane
- Color: Natural

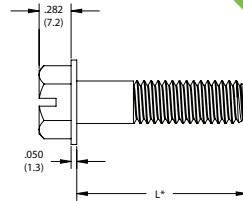
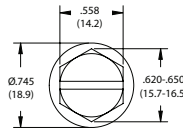

Item No.	Thread	L in	H Max in	A in	B Max in	W in	Bulk Pack Qty
0325020037FXM225	1/4-20	0.375	0.280	0.367 - 0.375	0.560	0.409 - 0.433	500
0325020050FXM225	1/4-20	0.500	0.280	0.367 - 0.375	0.560	0.409 - 0.433	500
0325020062FXM225	1/4-20	0.625	0.280	0.367 - 0.375	0.560	0.409 - 0.433	500
0325020075FXM225	1/4-20	0.750	0.280	0.367 - 0.375	0.560	0.409 - 0.433	500
0325020087FXM225	1/4-20	0.875	0.280	0.367 - 0.375	0.560	0.409 - 0.433	500
0325020100FXM225	1/4-20	1.000	0.280	0.367 - 0.375	0.560	0.409 - 0.433	500
0325020125FXM225	1/4-20	1.250	0.280	0.367 - 0.375	0.560	0.409 - 0.433	1000
0325020137FXM225	1/4-20	1.375	0.280	0.367 - 0.375	0.560	0.409 - 0.433	1000
0325020150FXM225	1/4-20	1.500	0.280	0.367 - 0.375	0.560	0.409 - 0.433	500
0331218100FXM225	5/16-18	1.000	0.320	0.489 - 0.500	0.680	0.548 - 0.577	1000
0331218150FXM225	5/16-18	1.500	0.320	0.489 - 0.500	0.680	0.548 - 0.577	500
0331218200FXM225	5/16-18	2.000	0.320	0.489 - 0.500	0.680	0.548 - 0.577	500
0337516050FXM225	3/8-16	0.500	0.390	0.544 - 0.562	0.810	0.620 - 0.650	500
0337516062FXM225	3/8-16	0.625	0.390	0.544 - 0.562	0.810	0.620 - 0.650	500
0337516075FXM225	3/8-16	0.750	0.390	0.544 - 0.562	0.810	0.620 - 0.650	500
0337516087FXM225	3/8-16	0.875	0.390	0.544 - 0.562	0.810	0.620 - 0.650	500
0337516100FXM225	3/8-16	1.000	0.390	0.544 - 0.562	0.810	0.620 - 0.650	500
0337516125FXM225	3/8-16	1.250	0.390	0.544 - 0.562	0.810	0.620 - 0.650	500
0337516150FXM225	3/8-16	1.500	0.390	0.544 - 0.562	0.810	0.620 - 0.650	500
0337516162FXM225	3/8-16	1.625	0.390	0.544 - 0.562	0.810	0.620 - 0.650	500
0337516175FXM225	3/8-16	1.750	0.390	0.544 - 0.562	0.810	0.620 - 0.650	250
0337516200FXM225	3/8-16	2.000	0.390	0.544 - 0.562	0.810	0.620 - 0.650	500
0337516225FXM225	3/8-16	2.250	0.390	0.544 - 0.562	0.810	0.620 - 0.650	500
0337516250FXM225	3/8-16	2.500	0.390	0.544 - 0.562	0.810	0.620 - 0.650	500
0337516300FXM225	3/8-16	3.000	0.390	0.544 - 0.562	0.810	0.620 - 0.650	500
0337516325FXM225	3/8-16	3.250	0.390	0.544 - 0.562	0.810	0.620 - 0.650	500
0337516350FXM225	3/8-16	3.500	0.390	0.544 - 0.562	0.810	0.620 - 0.650	1000
0337516375FXM225	3/8-16	3.750	0.390	0.544 - 0.562	0.810	0.620 - 0.650	1000
0337516400FXM225	3/8-16	4.000	0.390	0.544 - 0.562	0.810	0.620 - 0.650	500
0337516425FXM225	3/8-16	4.250	0.390	0.544 - 0.562	0.810	0.620 - 0.650	500
0337516450FXM225	3/8-16	4.500	0.390	0.544 - 0.562	0.810	0.620 - 0.650	500
0350013075FXM225	1/2-13	0.750	0.510	0.725 - 0.750	1.070	0.826 - 0.866	250
0350013087FXM225	1/2-13	0.875	0.510	0.725 - 0.750	1.070	0.826 - 0.866	250
0350013100FXM225	1/2-13	1.000	0.510	0.725 - 0.750	1.070	0.826 - 0.866	250
0350013125FXM225	1/2-13	1.250	0.510	0.725 - 0.750	1.070	0.826 - 0.866	250
0350013137FXM225	1/2-13	1.375	0.510	0.725 - 0.750	1.070	0.826 - 0.866	250
0350013150FXM225	1/2-13	1.500	0.510	0.725 - 0.750	1.070	0.826 - 0.866	250
0350013162FXM225	1/2-13	1.625	0.510	0.725 - 0.750	1.070	0.826 - 0.866	250
0350013175FXM225	1/2-13	1.750	0.510	0.725 - 0.750	1.070	0.826 - 0.866	250
0350013187FXM225	1/2-13	1.875	0.510	0.725 - 0.750	1.070	0.826 - 0.866	250
0350013200FXM225	1/2-13	2.000	0.510	0.725 - 0.750	1.070	0.826 - 0.866	250
0350013225FXM225	1/2-13	2.250	0.510	0.725 - 0.750	1.070	0.826 - 0.866	1000
0350013237FXM225	1/2-13	2.375	0.510	0.725 - 0.750	1.070	0.826 - 0.866	250
0350013250FXM225	1/2-13	2.500	0.510	0.725 - 0.750	1.070	0.826 - 0.866	250
0350013262FXM225	1/2-13	2.625	0.510	0.725 - 0.750	1.070	0.826 - 0.866	1000
0350013275FXM225	1/2-13	2.750	0.510	0.725 - 0.750	1.070	0.826 - 0.866	1000
0350013300FXM225	1/2-13	3.000	0.510	0.725 - 0.750	1.070	0.826 - 0.866	500
0350013325FXM225	1/2-13	3.250	0.510	0.725 - 0.750	1.070	0.826 - 0.866	500
0350013337FXM225	1/2-13	3.375	0.510	0.725 - 0.750	1.070	0.826 - 0.866	500
0350013350FXM225	1/2-13	3.500	0.510	0.725 - 0.750	1.070	0.826 - 0.866	500
0350013375FXM225	1/2-13	3.750	0.510	0.725 - 0.750	1.070	0.826 - 0.866	250
0350013400FXM225	1/2-13	4.000	0.510	0.725 - 0.750	1.070	0.826 - 0.866	500
0350013450FXM225	1/2-13	4.500	0.510	0.725 - 0.750	1.070	0.826 - 0.866	250
0350013500FXM225	1/2-13	5.000	0.510	0.725 - 0.750	1.070	0.826 - 0.866	250
0350013550FXM225	1/2-13	5.500	0.510	0.725 - 0.750	1.070	0.826 - 0.866	250
0350013600FXM225	1/2-13	6.000	0.510	0.725 - 0.750	1.070	0.826 - 0.866	250
0362511150FXM225	5/8-11	1.500	0.620	0.906 - 0.938	1.330	1.033 - 1.083	250
0362511200FXM225	5/8-11	2.000	0.620	0.906 - 0.938	1.330	1.033 - 1.083	250
0362511250FXM225	5/8-11	2.500	0.620	0.906 - 0.938	1.330	1.033 - 1.083	250
0362511300FXM225	5/8-11	3.000	0.620	0.906 - 0.938	1.330	1.033 - 1.083	250
0362511350FXM225	5/8-11	3.500	0.620	0.906 - 0.938	1.330	1.033 - 1.083	250
0362511400FXM225	5/8-11	4.000	0.620	0.906 - 0.938	1.330	1.033 - 1.083	500
0362511500FXM225	5/8-11	5.000	0.620	0.906 - 0.938	1.330	1.033 - 1.083	500
0362511550FXM225	5/8-11	5.500	0.620	0.906 - 0.938	1.330	1.033 - 1.083	500
0362511600FXM225	5/8-11	6.000	0.620	0.906 - 0.938	1.330	1.033 - 1.083	500
0375010150FXM225	3/4-10	1.500	0.730	1.088 - 1.125	1.590	1.240 - 1.299	500
0375010200FXM225	3/4-10	2.000	0.730	1.088 - 1.125	1.590	1.240 - 1.299	500
0375010250FXM225	3/4-10	2.500	0.730	1.088 - 1.125	1.590	1.240 - 1.299	500
0375010300FXM225	3/4-10	3.000	0.730	1.088 - 1.125	1.590	1.240 - 1.299	250
0375010350FXM225	3/4-10	3.500	0.730	1.088 - 1.125	1.590	1.240 - 1.299	250
0375010400FXM225	3/4-10	4.000	0.730	1.088 - 1.125	1.590	1.240 - 1.299	250
0375010500FXM225	3/4-10	5.000	0.730	1.088 - 1.125	1.590	1.240 - 1.299	250
0375010550FXM225	3/4-10	5.500	0.730	1.088 - 1.125	1.590	1.240 - 1.299	250
0375010600FXM225	3/4-10	6.000	0.730	1.088 - 1.125	1.590	1.240 - 1.299	250

\* All parts "1" and shorter or have a suffix of "FT" are fully threaded





**32W Series  
Slotted Hex Washer Cap Screw**



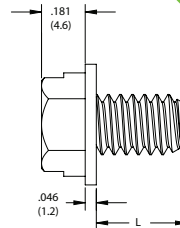
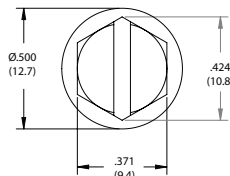
Specifications:

- Material: UL94 V-2 Nylon 6/6
- Color: Natural

Item No.	Thread	L		Bulk Pack Qty
		in		
32W37516050	3/8-16	0.500		500
32W37516075	3/8-16	0.750		500
32W37516100	3/8-16	1.000		500
32W37516125	3/8-16	1.250		500
32W37516150	3/8-16	1.500		500
32W37516200	3/8-16	2.000		250
32W37516250	3/8-16	2.500		250
32W37516300	3/8-16	3.000		250

\* All parts 1" and shorter are fully threaded

**401 Series  
Slotted Hex Washer Cap Screw**

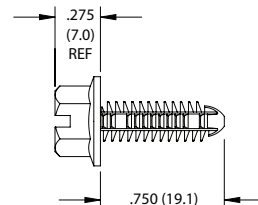
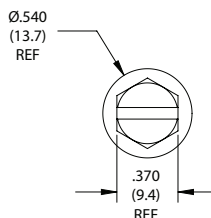


Specifications:

- Material: UL94 V-2 Nylon 6/6
- Color: Natural

Item No.	Thread	L		Bulk Pack Qty
		in		
401017	1/4-20	0.375		250
401016	1/4-20	0.625		250

**27SCHW  
Slotted Hex Flange Spin Clip**



Specifications:

- Material: UL94 V-2 Nylon 6/6
- Color: Natural

Features:

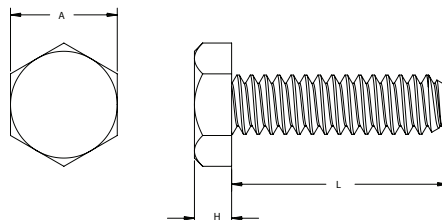
- Combines the advantages of a push-in type fastener with a screw
- Fast and easy assembly
- Resistant to corrosion, oil, abrasion and most chemicals
- Can also be used as a standard fir tree rivet

Item No.	Screw Size	Ø Hole		Bulk Pack Qty
		in	mm	
27SC2520HW075	1/4	0.203	5.2	1000





### 50J Series Metric Hex Unslotted Screw



#### Specifications:

- Material: UL94 V-2 Nylon 6/6
- Color: Natural

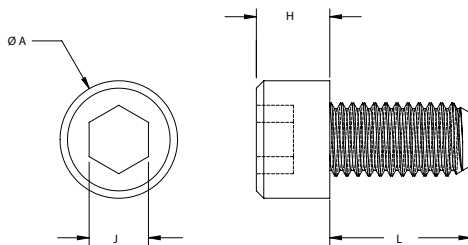
Item No.	Thread	L	H	A	Bulk Pack Qty
		mm	mm	mm	
50M020040J004	M2 x .4	4.0	1.3 - 1.6	3.0 - 3.2	1000
50M020040J005	M2 x .4	5.0	1.3 - 1.6	3.0 - 3.2	1000
50M020040J006	M2 x .4	6.0	1.3 - 1.6	3.0 - 3.2	1000
50M020040J008	M2 x .4	8.0	1.3 - 1.6	3.0 - 3.2	1000
50M020040J010	M2 x .4	10.0	1.3 - 1.6	3.0 - 3.2	1000
50M020040J012	M2 x .4	12.0	1.3 - 1.6	3.0 - 3.2	1000
50M020040J016	M2 x .4	16.0	1.3 - 1.6	3.0 - 3.2	1000
50M020040J020	M2 x .4	20.0	1.3 - 1.6	3.0 - 3.2	1000
50M020040J025	M2 x .4	25.0	1.3 - 1.6	3.0 - 3.2	1000
50M025045J004	M2.5 x .45	4.0	1.8 - 2.1	3.8 - 4.0	1000
50M025045J005	M2.5 x .45	5.0	1.8 - 2.1	3.8 - 4.0	1000
50M025045J006	M2.5 x .45	6.0	1.8 - 2.1	3.8 - 4.0	1000
50M025045J008	M2.5 x .45	8.0	1.8 - 2.1	3.8 - 4.0	1000
50M025045J010	M2.5 x .45	10.0	1.8 - 2.1	3.8 - 4.0	1000
50M025045J012	M2.5 x .45	12.0	1.8 - 2.1	3.8 - 4.0	1000
50M025045J016	M2.5 x .45	16.0	1.8 - 2.1	3.8 - 4.0	1000
50M025045J020	M2.5 x .45	20.0	1.8 - 2.1	3.8 - 4.0	1000
50M025045J025	M2.5 x .45	25.0	1.8 - 2.1	3.8 - 4.0	1000
50M030050J004	M3 x .5	4.0	2.0 - 2.3	4.8 - 5.0	1000
50M030050J005	M3 x .5	5.0	2.0 - 2.3	4.8 - 5.0	1000
50M030050J006	M3 x .5	6.0	2.0 - 2.3	4.8 - 5.0	1000
50M030050J008	M3 x .5	8.0	2.0 - 2.3	4.8 - 5.0	1000
50M030050J010	M3 x .5	10.0	2.0 - 2.3	4.8 - 5.0	1000
50M030050J012	M3 x .5	12.0	2.0 - 2.3	4.8 - 5.0	1000
50M030050J016	M3 x .5	16.0	2.0 - 2.3	4.8 - 5.0	1000
50M030050J020	M3 x .5	20.0	2.0 - 2.3	4.8 - 5.0	1000
50M030050J025	M3 x .5	25.0	2.0 - 2.3	4.8 - 5.0	1000
50M030050J030	M3 x .5	30.0	2.0 - 2.3	4.8 - 5.0	1000
50M030050J035	M3 x .5	35.0	2.0 - 2.3	4.8 - 5.0	1000
50M030050J042	M3 x .5	42.0	2.0 - 2.3	4.8 - 5.0	1000
50M035060J005	M3.5 x .6	5.0	2.3 - 2.6	5.3 - 5.5	1000
50M035060J006	M3.5 x .6	6.0	2.3 - 2.6	5.3 - 5.5	1000
50M035060J007	M3.5 x .6	7.0	2.3 - 2.6	5.3 - 5.5	1000
50M035060J008	M3.5 x .6	8.0	2.3 - 2.6	5.3 - 5.5	1000
50M035060J010	M3.5 x .6	10.0	2.3 - 2.6	5.3 - 5.5	1000
50M035060J012	M3.5 x .6	12.0	2.3 - 2.6	5.3 - 5.5	1000
50M035060J016	M3.5 x .6	16.0	2.3 - 2.6	5.3 - 5.5	1000
50M035060J020	M3.5 x .6	20.0	2.3 - 2.6	5.3 - 5.5	1000
50M035060J025	M3.5 x .6	25.0	2.3 - 2.6	5.3 - 5.5	1000
50M035060J035	M3.5 x .6	35.0	2.3 - 2.6	5.3 - 5.5	1000
50M035060J042	M3.5 x .6	42.0	2.3 - 2.6	5.3 - 5.5	1000
50M040070J006	M4 x .7	6.0	2.6 - 3.0	6.8 - 7.0	1000
50M040070J008	M4 x .7	8.0	2.6 - 3.0	6.8 - 7.0	1000
50M040070J010	M4 x .7	10.0	2.6 - 3.0	6.8 - 7.0	1000
50M040070J012	M4 x .7	12.0	2.6 - 3.0	6.8 - 7.0	1000
50M040070J016	M4 x .7	16.0	2.6 - 3.0	6.8 - 7.0	1000
50M040070J020	M4 x .7	20.0	2.6 - 3.0	6.8 - 7.0	1000
50M040070J025	M4 x .7	25.0	2.6 - 3.0	6.8 - 7.0	1000
50M040070J030	M4 x .7	30.0	2.6 - 3.0	6.8 - 7.0	1000
50M040070J035	M4 x .7	35.0	2.6 - 3.0	6.8 - 7.0	500
50M040070J040	M4 x .7	40.0	2.6 - 3.0	6.8 - 7.0	500
50M050080J006	M5 x .8	6.0	3.3 - 3.8	7.8 - 8.0	1000
50M050080J008	M5 x .8	8.0	3.3 - 3.8	7.8 - 8.0	1000

Item No.	Thread	L	H	A	Bulk Pack Qty
		mm	mm	mm	
50M050080J010	M5 x .8	10.0	3.3 - 3.8	7.8 - 8.0	1000
50M050080J012	M5 x .8	12.0	3.3 - 3.8	7.8 - 8.0	1000
50M050080J014	M5 x .8	14.0	3.3 - 3.8	7.8 - 8.0	1000
50M050080J016	M5 x .8	16.0	3.3 - 3.8	7.8 - 8.0	1000
50M050080J020	M5 x .8	20.0	3.3 - 3.8	7.8 - 8.0	1000
50M050080J025	M5 x .8	25.0	3.3 - 3.8	7.8 - 8.0	500
50M050080J030	M5 x .8	30.0	3.3 - 3.8	7.8 - 8.0	500
50M050080J035	M5 x .8	35.0	3.3 - 3.8	7.8 - 8.0	500
50M050080J040	M5 x .8	40.0	3.3 - 3.8	7.8 - 8.0	500
50M050080J070	M5 x .8	70.0	3.3 - 3.8	7.8 - 8.0	500
50M060100J005	M6 x 1.0	5.0	4.1 - 4.7	9.8 - 10.0	500
50M060100J008	M6 x 1.0	8.0	4.1 - 4.7	9.8 - 10.0	500
50M060100J010	M6 x 1.0	10.0	4.1 - 4.7	9.8 - 10.0	500
50M060100J012	M6 x 1.0	12.0	4.1 - 4.7	9.8 - 10.0	500
50M060100J016	M6 x 1.0	16.0	4.1 - 4.7	9.8 - 10.0	500
50M060100J020	M6 x 1.0	20.0	4.1 - 4.7	9.8 - 10.0	500
50M060100J025	M6 x 1.0	25.0	4.1 - 4.7	9.8 - 10.0	500
50M060100J030	M6 x 1.0	30.0	4.1 - 4.7	9.8 - 10.0	500
50M060100J035	M6 x 1.0	35.0	4.1 - 4.7	9.8 - 10.0	500
50M060100J040	M6 x 1.0	40.0	4.1 - 4.7	9.8 - 10.0	1000
50M060100J045	M6 x 1.0	45.0	4.1 - 4.7	9.8 - 10.0	500
50M060100J050	M6 x 1.0	50.0	4.1 - 4.7	9.8 - 10.0	1000
50M060100J060	M6 x 1.0	60.0	4.1 - 4.7	9.8 - 10.0	500
50M060100J070	M6 x 1.0	70.0	4.1 - 4.7	9.8 - 10.0	500
50M060100J075	M6 x 1.0	75.0	4.1 - 4.7	9.8 - 10.0	500
50M080125J006	M8 x 1.25	6.0	4.1 - 4.7	9.8 - 10.0	500
50M080125J010	M8 x 1.25	10.0	5.2 - 6.0	12.7 - 13.0	500
50M080125J016	M8 x 1.25	16.0	5.2 - 6.0	12.7 - 13.0	500
50M080125J020	M8 x 1.25	20.0	5.2 - 6.0	12.7 - 13.0	1000
50M080125J025	M8 x 1.25	25.0	5.2 - 6.0	12.7 - 13.0	1000
50M080125J030	M8 x 1.25	30.0	5.2 - 6.0	12.7 - 13.0	1000
50M080125J035	M8 x 1.25	35.0	5.2 - 6.0	12.7 - 13.0	500
50M080125J040	M8 x 1.25	40.0	5.2 - 6.0	12.7 - 13.0	500
50M080125J050	M8 x 1.25	50.0	5.2 - 6.0	12.7 - 13.0	1000
50M080125J070	M8 x 1.25	70.0	5.2 - 6.0	12.7 - 13.0	500
50M080125J080	M8 x 1.25	80.0	5.2 - 6.0	12.7 - 13.0	250
50M100150J016	M10 x 1.25	16.0	5.2 - 6.0	12.7 - 13.0	500
50M100150J020	M10 x 1.5	20.0	6.5 - 7.5	15.7 - 16.0	500
50M100150J025	M10 x 1.5	25.0	6.5 - 7.5	15.7 - 16.0	500
50M100150J030	M10 x 1.5	30.0	6.5 - 7.5	15.7 - 16.0	500
50M100150J035	M10 x 1.5	35.0	6.5 - 7.5	15.7 - 16.0	500
50M100150J050	M10 x 1.5	50.0	6.5 - 7.5	15.7 - 16.0	250
50M100150J060	M10 x 1.5	60.0	6.5 - 7.5	15.7 - 16.0	500
50M120125J012	M12 x 1.5	12.0	6.5 - 7.5	15.7 - 16.0	250
50M120175J020	M12 x 1.75	20.0	7.8 - 9.0	17.7 - 18.0	500
50M120175J025	M12 x 1.75	25.0	7.8 - 9.0	17.7 - 18.0	250
50M120175J030	M12 x 1.75	30.0	7.8 - 9.0	17.7 - 18.0	250
50M120175J035	M12 x 1.75	35.0	7.8 - 9.0	17.7 - 18.0	250
50M120175J040	M12 x 1.75	40.0	7.8 - 9.0	17.7 - 18.0	250
50M120175J050	M12 x 1.75	50.0	7.8 - 9.0	17.7 - 18.0	250
50M120175J060	M12 x 1.75	60.0	7.8 - 9.0	17.7 - 18.0	250





**50S Series**  
**Metric Hex Socket Head Cap Screw**



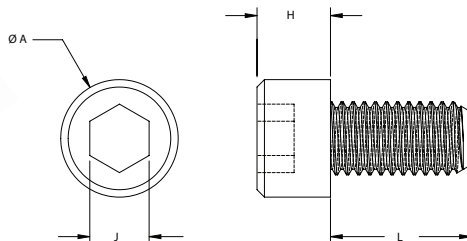
Specifications:

- Material: UL94 V-2 Nylon 6/6
- Color: Natural

Item No.	Thread	L mm	H mm	ØA mm	Drive Size J	Bulk Pack Qty
50M100150S013	M10 x 1.5	13.0	9.8 - 10.0	15.7 - 16.0	8mm	500
50M100150S016	M10 x 1.5	16.0	9.8 - 10.0	15.7 - 16.0	8mm	500
50M100150S019	M10 x 1.5	19.0	9.8 - 10.0	15.7 - 16.0	8mm	500
50M100150S020	M10 x 1.5	20.0	9.8 - 10.0	15.7 - 16.0	8mm	500
50M100150S025	M10 x 1.5	25.0	9.8 - 10.0	15.7 - 16.0	8mm	500

Item No.	Thread	L mm	H mm	ØA mm	Drive Size J	Bulk Pack Qty
50M100150S030	M10 x 1.5	30.0	9.8 - 10.0	15.7 - 16.0	8mm	500
50M100150S035	M10 x 1.5	35.0	9.8 - 10.0	15.7 - 16.0	8mm	500
50M100150S050	M10 x 1.5	50.0	9.8 - 10.0	15.7 - 16.0	8mm	500
50M100150S060	M10 x 1.5	60.0	9.8 - 10.0	15.7 - 16.0	8mm	500

**183 Series**  
**PEEK® Metric Socket Head Cap Screw**



Specifications:

- Material: UL94 V-0 PEEK®
- Color: Light Brown

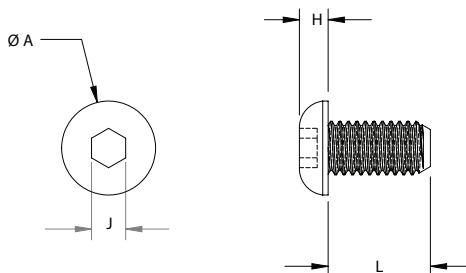
Features:

- Heat Resistant up to 350°F
- Excellent mechanical and chemical resistance properties
- High abrasion resistance
- Resistant to water

Item No.	Thread	L mm	H mm	ØA mm	Drive Size J	Bulk Pack Qty
183030870409	M3 x .5	8.0	3.0	5.5	2.5mm	25
183031070409	M3 x .5	10.0	3.0	5.5	2.5mm	25
183031270409	M3 x .5	12.0	3.0	5.5	2.5mm	25
183031570409	M3 x .5	15.0	3.0	5.5	2.5mm	25
183032070409	M3 x .5	20.0	3.0	5.5	2.5mm	10
183032570409	M3 x .5	25.0	3.0	5.5	2.5mm	10
183040870409	M4 x .7	8.0	4.0	7.0	3mm	10
183041070409	M4 x .7	10.0	4.0	7.0	3mm	10
183041270409	M4 x .7	12.0	4.0	7.0	3mm	10
183041570409	M4 x .7	15.0	4.0	7.0	3mm	10
183042070409	M4 x .7	20.0	4.0	7.0	3mm	10
183042570409	M4 x .7	25.0	4.0	7.0	3mm	10
183043070409	M4 x .7	30.0	4.0	7.0	3mm	10
183050870409	M5 x .8	8.0	5.0	8.5	4mm	10
183051070409	M5 x .8	10.0	5.0	8.5	4mm	10
183051270409	M5 x .8	12.0	5.0	8.5	4mm	10
183051570409	M5 x .8	15.0	5.0	8.5	4mm	10

Item No.	Thread	L mm	H mm	ØA mm	Drive Size J	Bulk Pack Qty
183052070409	M5 x .8	20.0	5.0	8.5	4mm	10
183052570409	M5 x .8	25.0	5.0	8.5	4mm	10
183053070409	M5 x .8	30.0	5.0	8.5	4mm	10
183061070409	M6 x 1.0	10.0	6.0	10.0	5mm	10
183061270409	M6 x 1.0	12.0	6.0	10.0	5mm	10
183061570409	M6 x 1.0	15.0	6.0	10.0	5mm	10
183062070409	M6 x 1.0	20.0	6.0	10.0	5mm	10
183062570409	M6 x 1.0	25.0	6.0	10.0	5mm	10
183063070409	M6 x 1.0	30.0	6.0	10.0	5mm	10
183063570409	M6 x 1.0	35.0	6.0	10.0	5mm	10
183081070409	M8 x 1.25	10.0	8.0	13.0	6mm	1
183081270409	M8 x 1.25	12.0	8.0	13.0	6mm	1
183081570409	M8 x 1.25	15.0	8.0	13.0	6mm	1
183082070409	M8 x 1.25	20.0	8.0	13.0	6mm	1
183082570409	M8 x 1.25	25.0	8.0	13.0	6mm	1
183083070409	M8 x 1.25	30.0	8.0	13.0	6mm	1
183083570409	M8 x 1.25	35.0	8.0	13.0	6mm	1

**50BH Series**  
**Metric Button Head Socket Cap Screw**



Specifications:

- Material: UL94 V-2 Nylon 6/6
- Color: Natural

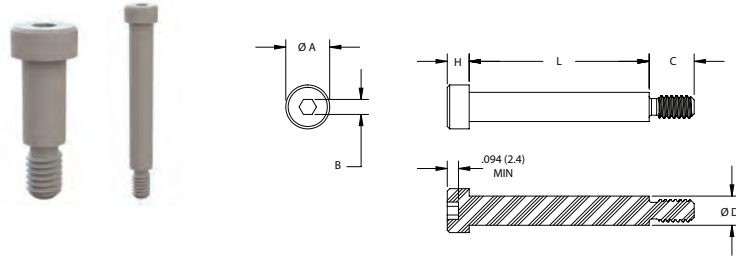
Item No.	Thread	L mm	H mm	ØA mm	Drive Size J	Bulk Pack Qty
50M080125BH015	M8 x 1.25	15.0	4.1 - 4.4	13.6 - 14.0	5mm	500





PLASTIC SCREWS / THUMB SCREWS

310 Series  
Shoulder Screws

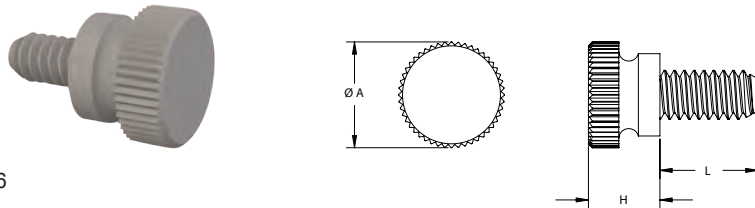


Specifications:

- Material: UL94 V-2 Nylon 6/6
- Color: Natural

Item No.	Thread	L in	C in	ØD in	H in	ØA in	Hex Drive Size J	Bulk Pack Qty
31025025	#10-24	0.250	0.345 - 0.375	0.238 - 0.248	0.177 - 0.188	0.357 - 0.375	0.125 - 0.130	500
31025037	#10-24	0.375	0.345 - 0.375	0.238 - 0.248	0.177 - 0.188	0.357 - 0.375	0.125 - 0.130	500
31025050	#10-24	0.500	0.345 - 0.375	0.238 - 0.248	0.177 - 0.188	0.357 - 0.375	0.125 - 0.130	500
31025062	#10-24	0.625	0.345 - 0.375	0.238 - 0.248	0.177 - 0.188	0.357 - 0.375	0.125 - 0.130	500
31025075	#10-24	0.750	0.345 - 0.375	0.238 - 0.248	0.177 - 0.188	0.357 - 0.375	0.125 - 0.130	500
31025100	#10-24	1.000	0.345 - 0.375	0.238 - 0.248	0.177 - 0.188	0.357 - 0.375	0.125 - 0.130	500
31025125	#10-24	1.250	0.345 - 0.375	0.238 - 0.248	0.177 - 0.188	0.357 - 0.375	0.125 - 0.130	500
31025150	#10-24	1.500	0.345 - 0.375	0.238 - 0.248	0.177 - 0.188	0.357 - 0.375	0.125 - 0.130	500
31025175	#10-24	1.750	0.345 - 0.375	0.238 - 0.248	0.177 - 0.188	0.357 - 0.375	0.125 - 0.130	500
31025200	#10-24	2.000	0.345 - 0.375	0.238 - 0.248	0.177 - 0.188	0.357 - 0.375	0.125 - 0.130	500
31025225	#10-24	2.250	0.345 - 0.375	0.238 - 0.248	0.177 - 0.188	0.357 - 0.375	0.125 - 0.130	500
31025250	#10-24	2.500	0.375	0.238 - 0.248	0.177 - 0.188	0.357 - 0.375	0.125	500
31031025	1/4-20	0.250	0.408 - 0.438	0.301 - 0.311	0.209 - 0.219	0.419 - 0.438	0.156 - 0.161	500
31031031	1/4-20	0.312	0.408 - 0.438	0.301 - 0.311	0.209 - 0.219	0.419 - 0.438	0.156 - 0.161	500
31031037	1/4-20	0.375	0.408 - 0.438	0.301 - 0.311	0.209 - 0.219	0.419 - 0.438	0.156 - 0.161	500
31031050	1/4-20	0.500	0.408 - 0.438	0.301 - 0.311	0.209 - 0.219	0.419 - 0.438	0.156 - 0.161	500
31031062	1/4-20	0.625	0.408 - 0.438	0.301 - 0.311	0.209 - 0.219	0.419 - 0.438	0.156 - 0.161	500
31031075	1/4-20	0.750	0.408 - 0.438	0.301 - 0.311	0.209 - 0.219	0.419 - 0.438	0.156 - 0.161	500
31031100	1/4-20	1.000	0.408 - 0.438	0.301 - 0.311	0.209 - 0.219	0.419 - 0.438	0.156 - 0.161	500
31031150	1/4-20	1.500	0.408 - 0.438	0.301 - 0.311	0.209 - 0.219	0.419 - 0.438	0.156 - 0.161	500
31031175	1/4-20	1.750	0.408 - 0.438	0.301 - 0.311	0.209 - 0.219	0.419 - 0.438	0.156 - 0.161	500
31031200	1/4-20	2.000	0.408 - 0.438	0.300 - 0.310	0.209 - 0.219	0.419 - 0.438	0.156 - 0.161	500
31037025	5/16-18	0.250	0.470 - 0.500	0.363 - 0.373	0.240 - 0.250	0.543 - 0.562	0.188 - 0.193	1000
31037037	5/16-18	0.375	0.470 - 0.500	0.363 - 0.373	0.240 - 0.250	0.543 - 0.562	0.188 - 0.193	500
31037050	5/16-18	0.500	0.470 - 0.500	0.363 - 0.373	0.240 - 0.250	0.543 - 0.562	0.188 - 0.193	500
31037062	5/16-18	0.625	0.470 - 0.500	0.363 - 0.373	0.240 - 0.250	0.543 - 0.562	0.188 - 0.193	500
31037075	5/16-18	0.750	0.470 - 0.500	0.363 - 0.373	0.240 - 0.250	0.543 - 0.562	0.188 - 0.193	500
31037100	5/16-18	1.000	0.470 - 0.500	0.363 - 0.373	0.240 - 0.250	0.543 - 0.562	0.188 - 0.193	500
31037125	5/16-18	1.250	0.470 - 0.500	0.363 - 0.373	0.240 - 0.250	0.543 - 0.562	0.188 - 0.193	500
31037150	5/16-18	1.500	0.470 - 0.500	0.363 - 0.373	0.240 - 0.250	0.543 - 0.562	0.188 - 0.193	250
31037175	5/16-18	1.750	0.470 - 0.500	0.363 - 0.373	0.240 - 0.250	0.543 - 0.562	0.188 - 0.193	250
31037200	5/16-18	2.000	0.470 - 0.500	0.363 - 0.373	0.240 - 0.250	0.543 - 0.562	0.188 - 0.193	250
31037225	5/16-18	2.250	0.470 - 0.500	0.363 - 0.373	0.240 - 0.250	0.543 - 0.562	0.188 - 0.193	250
31050037	3/8-16	0.375	0.595 - 0.625	0.488 - 0.498	0.302 - 0.312	0.729 - 0.750	0.250 - 0.255	500
31050050	3/8-16	0.500	0.595 - 0.625	0.488 - 0.498	0.302 - 0.312	0.729 - 0.750	0.250 - 0.255	500
31050062	3/8-16	0.625	0.595 - 0.625	0.488 - 0.498	0.302 - 0.312	0.729 - 0.750	0.250 - 0.255	500
31050075	3/8-16	0.750	0.595 - 0.625	0.488 - 0.498	0.302 - 0.312	0.729 - 0.750	0.250 - 0.255	500
31050100	3/8-16	1.000	0.595 - 0.625	0.488 - 0.498	0.302 - 0.312	0.729 - 0.750	0.250 - 0.255	500
31050125	3/8-16	1.250	0.595 - 0.625	0.488 - 0.498	0.302 - 0.312	0.729 - 0.750	0.250 - 0.255	500
31050150	3/8-16	1.500	0.595 - 0.625	0.488 - 0.498	0.302 - 0.312	0.729 - 0.750	0.250 - 0.255	250
31050175	3/8-16	1.750	0.595 - 0.625	0.488 - 0.498	0.302 - 0.312	0.729 - 0.750	0.250 - 0.255	250
31050200	3/8-16	2.000	0.595 - 0.625	0.488 - 0.498	0.302 - 0.312	0.729 - 0.750	0.250 - 0.255	250

09T Series  
Knurled Head Thumb Screw



Specifications:

- Material: UL94 V-2 Nylon 6/6
- Color: Natural

Item No.	Thread	L in	H in	ØA in	Bulk Pack Qty
090440018T	#4-40	0.188	0.280	0.300	500
090440025T	#4-40	0.250	0.280	0.300	500
090440037T	#4-40	0.375	0.280	0.300	1000
090440050T	#4-40	0.500	0.280	0.300	500
090440075T	#4-40	0.750	0.280	0.300	500
090632025T	#6-32	0.250	0.275	0.360	1000
090632037T	#6-32	0.375	0.275	0.360	1000
090632050T	#6-32	0.500	0.275	0.360	1000
090632075T	#6-32	0.750	0.275	0.360	500
090632100T	#6-32	1.000	0.275	0.360	500
090832018T	#8-32	0.188	0.305	0.425	500
090832025T	#8-32	0.250	0.305	0.425	500
090832037T	#8-32	0.375	0.305	0.425	500
090832050T	#8-32	0.500	0.305	0.425	1000
090832075T	#8-32	0.750	0.305	0.425	500
090832100T	#8-32	1.000	0.305	0.425	500
091024050T	#10-24	0.500	0.325	0.425	500
091024075T	#10-24	0.750	0.325	0.425	500
091024100T	#10-24	1.000	0.325	0.425	500
091024125T	#10-24	1.250	0.325	0.425	500
091024200T	#10-24	2.000	0.325	0.425	500
091032037T	#10-32	0.375	0.325	0.425	500
091032050T	#10-32	0.500	0.325	0.425	500
091032075T	#10-32	0.750	0.325	0.425	500
091032100T	#10-32	1.000	0.325	0.425	500
091032150T	#10-32	1.500	0.325	0.425	500
091032200T	#10-32	2.000	0.325	0.425	500
092520025T	1/4-20	0.250	0.365	0.540	500
092520037T	1/4-20	0.375	0.365	0.540	500
092520050T	1/4-20	0.500	0.365	0.540	1000
092520075T	1/4-20	0.750	0.365	0.540	1000
092520100T	1/4-20	1.000	0.365	0.540	1000
092520125T	1/4-20	1.250	0.365	0.540	500
092520150T	1/4-20	1.500	0.365	0.540	1000
0931218050T	5/16-18	0.500	0.385	0.615	500
0931218075T	5/16-18	0.750	0.385	0.615	500
0931218100T	5/16-18	1.000	0.385	0.615	500
0931218150T	5/16-18	1.500	0.385	0.615	500
0931218200T	5/16-18	2.000	0.385	0.615	500
0937516050T	3/8-16	0.500	0.430	0.687	500
0937516100T	3/8-16	1.000	0.430	0.687	500
0937516150T	3/8-16	1.500	0.430	0.687	250
0937516200T	3/8-16	2.000	0.430	0.687	250
0950013050T	1/2-13	0.500	0.468	0.750	250
0950013100T	1/2-13	1.000	0.468	0.750	500
0950013150T	1/2-13	1.500	0.468	0.750	250
0950013200T	1/2-13	2.000	0.468	0.750	500

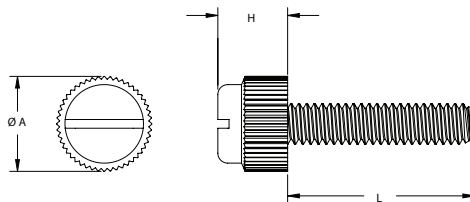


09TEG Series  
Economy Grade Thumb Screw



Specifications:

- Material: UL94 V-2 Nylon 6/6
- Color: Natural



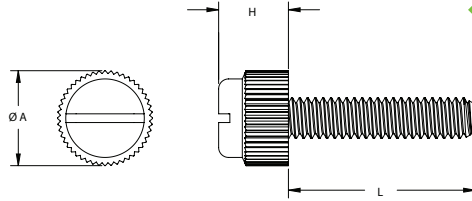
Item No.	Thread	L in	H in	ØA in	Bulk Pack Qty
09044009TEG	#4-40	0.094	0.216	0.317	1000
090440012TEG	#4-40	0.125	0.216	0.317	1000
090440014TEG	#4-40	0.141	0.216	0.317	1000
090440018TEG	#4-40	0.188	0.216	0.317	1000
090440025TEG	#4-40	0.250	0.216	0.317	1000
090440028TEG	#4-40	0.281	0.216	0.317	1000
090440031TEG	#4-40	0.313	0.216	0.317	1000
090440037TEG	#4-40	0.375	0.216	0.317	1000
090440043TEG	#4-40	0.438	0.216	0.317	1000
090440050TEG	#4-40	0.500	0.216	0.317	1000
090440056TEG	#4-40	0.563	0.216	0.317	1000
090440062TEG	#4-40	0.625	0.216	0.317	1000
090440068TEG	#4-40	0.688	0.216	0.317	1000
090440075TEG	#4-40	0.750	0.216	0.317	1000
090440087TEG	#4-40	0.875	0.216	0.317	1000
090440100TEG	#4-40	1.000	0.216	0.317	1000
090440112TEG	#4-40	1.125	0.216	0.317	1000
090440118TEG	#4-40	1.188	0.216	0.317	1000
090440125TEG	#4-40	1.250	0.216	0.317	1000
090440137TEG	#4-40	1.375	0.216	0.317	1000
090440150TEG	#4-40	1.500	0.216	0.317	1000
090440175TEG	#4-40	1.750	0.216	0.317	1000
090448025TEG	#4-48	0.250	0.216	0.317	1000
090632009TEG	#6-32	0.094	0.243	0.336	1000
090632012TEG	#6-32	0.125	0.243	0.336	1000
090632015TEG	#6-32	0.156	0.243	0.336	1000
090632018TEG	#6-32	0.188	0.243	0.336	1000
090632025TEG	#6-32	0.250	0.243	0.336	1000
090632031TEG	#6-32	0.313	0.243	0.336	1000
090632037TEG	#6-32	0.375	0.243	0.336	1000
090632043TEG	#6-32	0.438	0.243	0.336	1000
090632050TEG	#6-32	0.500	0.243	0.336	1000
090632056TEG	#6-32	0.563	0.243	0.336	1000
090632062TEG	#6-32	0.625	0.243	0.336	1000
090632068TEG	#6-32	0.688	0.243	0.336	1000
090632075TEG	#6-32	0.750	0.243	0.336	500
090632087TEG	#6-32	0.875	0.243	0.336	1000
090632100TEG	#6-32	1.000	0.243	0.336	1000
090632112TEG	#6-32	1.125	0.243	0.336	1000
090632125TEG	#6-32	1.250	0.243	0.336	1000
090632150TEG	#6-32	1.500	0.243	0.336	1000
090632162TEG	#6-32	1.625	0.243	0.336	1000
090632175TEG	#6-32	1.750	0.243	0.336	1000
090632187TEG	#6-32	1.875	0.243	0.336	1000
090632225TEG	#6-32	2.250	0.243	0.336	1000
090640025TEG	#6-40	0.250	0.243	0.336	1000
090640037TEG	#6-40	0.375	0.243	0.336	1000
090640075TEG	#6-40	0.750	0.243	0.336	1000
090640100TEG	#6-40	1.000	0.243	0.336	1000
090832012TEG	#8-32	0.125	0.280	0.381	1000
090832018TEG	#8-32	0.188	0.280	0.381	1000
090832025TEG	#8-32	0.250	0.280	0.381	1000
090832028TEG	#8-32	0.281	0.280	0.381	1000
090832031TEG	#8-32	0.313	0.280	0.381	1000
090832037TEG	#8-32	0.375	0.280	0.381	1000
090832043TEG	#8-32	0.438	0.280	0.381	1000
090832050TEG	#8-32	0.500	0.280	0.381	1000

Item No.	Thread	L in	H in	ØA in	Bulk Pack Qty
090832062TEG	#8-32	0.625	0.280	0.381	1000
090832075TEG	#8-32	0.750	0.280	0.381	1000
090832087TEG	#8-32	0.875	0.280	0.381	1000
090832100TEG	#8-32	1.000	0.280	0.381	1000
090832112TEG	#8-32	1.125	0.280	0.381	1000
090832125TEG	#8-32	1.250	0.280	0.381	1000
090832137TEG	#8-32	1.375	0.280	0.381	500
090832150TEG	#8-32	1.500	0.280	0.381	500
090832175TEG	#8-32	1.750	0.280	0.381	500
090832187TEG	#8-32	1.875	0.280	0.381	500
090832200TEG	#8-32	2.000	0.280	0.381	500
091024012TEG	#10-24	0.125	0.305	0.395	1000
091024018TEG	#10-24	0.188	0.305	0.395	1000
091024025TEG	#10-24	0.250	0.305	0.395	1000
091024031TEG	#10-24	0.313	0.305	0.395	1000
091024037TEG	#10-24	0.375	0.305	0.395	1000
091024050TEG	#10-24	0.500	0.305	0.395	1000
091024062TEG	#10-24	0.625	0.305	0.395	1000
091024075TEG	#10-24	0.750	0.305	0.395	500
091024100TEG	#10-24	1.000	0.305	0.395	500
091024125TEG	#10-24	1.250	0.305	0.395	500
091024150TEG	#10-24	1.500	0.305	0.395	500
091032012TEG	#10-32	0.125	0.305	0.395	1000
091032018TEG	#10-32	0.188	0.305	0.395	1000
091032025TEG	#10-32	0.250	0.305	0.395	1000
091032031TEG	#10-32	0.313	0.305	0.395	1000
091032037TEG	#10-32	0.375	0.305	0.395	1000
091032043TEG	#10-32	0.438	0.305	0.395	1000
091032050TEG	#10-32	0.500	0.305	0.395	500
091032062TEG	#10-32	0.625	0.305	0.395	1000
091032075TEG	#10-32	0.750	0.305	0.395	500
091032081TEG	#10-32	0.813	0.305	0.395	500
091032087TEG	#10-32	0.875	0.305	0.395	500
091032100TEG	#10-32	1.000	0.305	0.395	500
091032125TEG	#10-32	1.250	0.305	0.395	500
091032150TEG	#10-32	1.500	0.305	0.395	500
091032175TEG	#10-32	1.750	0.305	0.395	500
091032200TEG	#10-32	2.000	0.305	0.395	1000
092520025TEG	1/4-20	0.250	0.305	0.480	1000
092520031TEG	1/4-20	0.313	0.305	0.480	1000
092520037TEG	1/4-20	0.375	0.305	0.480	1000
092520050TEG	1/4-20	0.500	0.305	0.480	500
092520062TEG	1/4-20	0.625	0.305	0.480	500
092520075TEG	1/4-20	0.750	0.305	0.480	500
092520087TEG	1/4-20	0.875	0.305	0.480	500
092520100TEG	1/4-20	1.000	0.305	0.480	1000
092520125TEG	1/4-20	1.250	0.305	0.480	1000
092520150TEG	1/4-20	1.500	0.305	0.480	1000
092520175TEG	1/4-20	1.750	0.305	0.480	1000
092520200TEG	1/4-20	2.000	0.305	0.480	500
092520250TEG	1/4-20	2.500	0.305	0.480	500
092528018TEG	1/4-28	0.188	0.305	0.480	500
092528025TEG	1/4-28	0.250	0.305	0.480	500
092528037TEG	1/4-28	0.375	0.305	0.480	500
092528050TEG	1/4-28	0.500	0.305	0.480	500
092528075TEG	1/4-28	0.750	0.305	0.480	500
092528100TEG	1/4-28	1.000	0.305	0.480	500



# THUMB SCREWS

## 50T Series Metric Economy Grade Thumb Screw



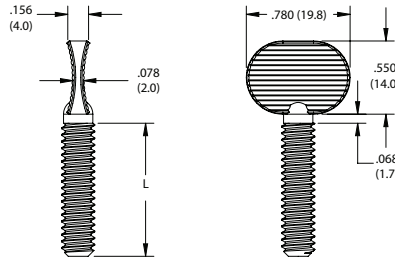
Specifications:

- Material: UL94 V-2 Nylon 6/6
- Color: Natural

Item No.	Thread	L mm	H mm	ØA mm	Bulk Pack Qty
50M030050T004	M3 x .5	4.0	5.5	8.1	1000
50M030050T005	M3 x .5	5.0	5.5	8.1	1000
50M030050T006	M3 x .5	6.0	5.5	8.1	1000
50M030050T008	M3 x .5	8.0	5.5	8.1	1000
50M030050T010	M3 x .5	10.0	5.5	8.1	1000
50M030050T012	M3 x .5	12.0	5.5	8.1	1000
50M030050T016	M3 x .5	16.0	5.5	8.1	1000
50M030050T020	M3 x .5	20.0	5.5	8.1	1000
50M030050T025	M3 x .5	25.0	5.5	8.1	1000
50M030050T030	M3 x .5	30.0	5.5	8.1	1000
50M030050T035	M3 x .5	35.0	5.5	8.1	1000
50M030050T042	M3 x .5	42.0	5.5	8.1	1000
50M035060T005	M3.5 x .6	5.0	6.1	8.5	1000
50M035060T006	M3.5 x .6	6.0	6.1	8.5	1000
50M035060T008	M3.5 x .6	8.0	6.1	8.5	1000
50M035060T010	M3.5 x .6	10.0	6.1	8.5	1000
50M035060T012	M3.5 x .6	12.0	6.1	8.5	1000
50M035060T016	M3.5 x .6	16.0	6.1	8.5	1000
50M035060T020	M3.5 x .6	20.0	6.1	8.5	1000
50M035060T025	M3.5 x .6	25.0	6.1	8.5	1000
50M035060T035	M3.5 x .6	35.0	6.1	8.5	1000
50M035060T042	M3.5 x .6	42.0	6.1	8.5	1000
50M040070T003	M4 x .7	3.0	7.1	9.7	1000
50M040070T006	M4 x .7	6.0	7.1	9.7	1000
50M040070T008	M4 x .7	8.0	7.1	9.7	1000
50M040070T010	M4 x .7	10.0	7.1	9.7	1000
50M040070T012	M4 x .7	12.0	7.1	9.7	500
50M040070T016	M4 x .7	16.0	7.1	9.7	1000
50M040070T020	M4 x .7	20.0	7.1	9.7	1000

Item No.	Thread	L mm	H mm	ØA mm	Bulk Pack Qty
50M040070T025	M4 x .7	25.0	7.1	9.7	1000
50M040070T030	M4 x .7	30.0	7.1	9.7	1000
50M040070T035	M4 x .7	35.0	7.1	9.7	500
50M040070T040	M4 x .7	40.0	7.1	9.7	500
50M050080T006	M5 x .8	6.0	7.8	10.0	1000
50M050080T008	M5 x .8	8.0	7.8	10.0	1000
50M050080T010	M5 x .8	10.0	7.8	10.0	1000
50M050080T012	M5 x .8	12.0	7.8	10.0	500
50M050080T016	M5 x .8	16.0	7.8	10.0	1000
50M050080T020	M5 x .8	20.0	7.8	10.0	1000
50M050080T025	M5 x .8	25.0	7.8	10.0	500
50M050080T030	M5 x .8	30.0	7.8	10.0	500
50M050080T040	M5 x .8	40.0	7.8	10.0	500
50M060100T005	M6 x 1.0	5.0	7.8	12.2	1000
50M060100T008	M6 x 1.0	8.0	7.8	12.2	1000
50M060100T010	M6 x 1.0	10.0	7.8	12.2	500
50M060100T012	M6 x 1.0	12.0	7.8	12.2	500
50M060100T016	M6 x 1.0	16.0	7.8	12.2	500
50M060100T020	M6 x 1.0	20.0	7.8	12.2	500
50M060100T022	M6 x 1.0	22.0	7.8	12.2	500
50M060100T025	M6 x 1.0	25.0	7.8	12.2	500
50M060100T035	M6 x 1.0	35.0	7.8	12.2	500
50M060100T040	M6 x 1.0	40.0	7.8	12.2	500
50M060100T045	M6 x 1.0	45.0	7.8	12.2	500
50M060100T050	M6 x 1.0	50.0	7.8	12.2	500
50M060100T060	M6 x 1.0	60.0	7.8	12.2	500
50M060100T070	M6 x 1.0	70.0	7.8	12.2	500
50M060100T075	M6 x 1.0	75.0	7.8	12.2	500

## 09V Series Oval Head Thumb Screw



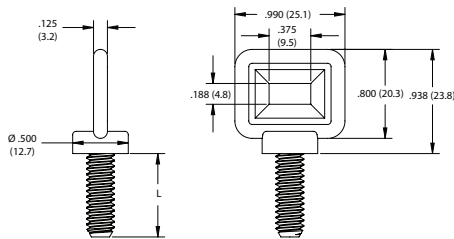

Specifications:

- Material: UL94 V-2 Nylon 6/6
- Color: Natural

Item No.	Thread	L in	Bulk Pack Qty
092520037V	1/4-20	0.375	500
092520050V	1/4-20	0.500	500
092520062V	1/4-20	0.625	500
092520100V	1/4-20	1.000	500

Item No.	Thread	L in	Bulk Pack Qty
092520150V	1/4-20	1.500	500
092520175V	1/4-20	1.750	500
092520200V	1/4-20	2.000	500
092520250V	1/4-20	2.500	500

## 01FHWS Flat Head Wing Screw



Specifications:

- Material: UL94 V-2 Nylon 6/6
- Color: Natural

Item No.	Thread	L in	Bulk Pack Qty
0101032FHWS050	#10-32	0.500	500
0101032FHWS075	#10-32	0.750	500
0101032FHWS100	#10-32	1.000	500
0125020FHWS050	1/4-20	0.500	500
0125020FHWS075	1/4-20	0.750	500

Item No.	Thread	L in	Bulk Pack Qty
0125020FHWS100	1/4-20	1.000	500
0131218FHWS050	5/16-18	0.500	500
0131218FHWS075	5/16-18	0.750	500
0131218FHWS100	5/16-18	1.000	500



# THUMB SCREWS / PLASTIC FASTENERS

## 27SCK Series Knurled Spin Clip

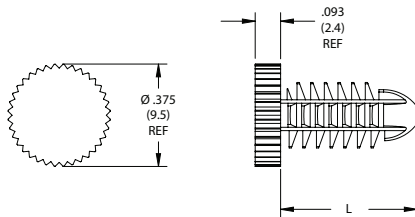


**Specifications:**

- Material: UL94 V-2 Nylon 6/6
- Color: Natural

**Features:**

- Combines the advantages of a push-in type fastener with a screw
- Fast and easy assembly
- Can also be used as a standard fir tree rivet



Item No.	Screw Size		L	Ø Hole Size		Bulk Pack Qty
	in	mm		in	mm	
27SC2520K037	1/4	0.375	9.5	0.203	5.2	1000
27SC2520K050	1/4	0.500	12.7	0.203	5.2	1000
27SC2520K062	1/4	0.625	15.9	0.203	5.2	1000
27SC2520K075	1/4	0.750	19.1	0.203	5.2	1000
27SC2520K100	1/4	1.000	25.4	0.203	5.2	1000

## 01EYEB Series Eye Bolts

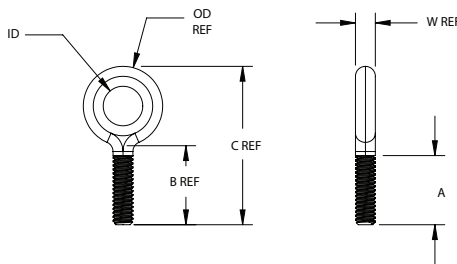


**Specifications:**

- Material: UL94 V-2 Nylon 6/6
- Color: Natural

**Features:**

- For very light duty applications



Item No.	Thread	A		B		C		OD		ID		W	Bulk Pack Qty	
		in	mm	in	mm	in	mm	in	mm	in	mm			
0100632EYEB075	#6-32	0.625	15.875	0.750	19.050	1.250	31.750	0.500	12.700	0.250	6.350	0.140	3.556	500
0100832EYEB112	#8-32	1.000	25.400	1.125	28.575	1.700	43.175	0.575	14.600	0.250	6.350	0.166	4.218	500
0101024EYEB100	#10-24	0.875	22.125	1.000	25.400	1.750	44.275	0.750	19.050	0.375	9.525	0.192	4.877	500
0125020EYEB100	1/4-20	0.875	22.125	1.000	25.400	2.000	50.800	1.000	25.400	0.500	12.700	0.250	6.350	500
0125020EYEB150	1/4-20	1.250	31.750	1.500	38.100	2.500	63.500	1.000	25.400	0.500	12.700	0.250	6.350	500
0125020EYEB200	1/4-20	1.250	31.750	2.000	50.800	3.000	76.200	1.000	25.400	0.500	12.700	0.252	6.401	500
0125020EYEB400	1/4-20	1.250	31.750	4.000	101.600	5.000	127.000	1.000	25.400	0.500	12.700	0.250	6.350	500
0131218EYEB100	5/16-18	0.875	22.125	1.000	25.400	2.250	57.150	1.250	31.750	0.625	15.875	0.312	7.925	500
0131218EYEB200	5/16-18	1.250	31.750	2.000	50.800	3.250	83.325	1.250	31.750	0.625	15.875	0.312	7.925	500
0137516EYEB100	3/8-16	0.875	22.125	1.000	25.400	2.500	63.500	1.500	38.100	0.750	19.050	0.375	9.525	500
0137516EYEB200	3/8-16	1.250	31.750	2.000	50.800	3.500	88.900	1.500	38.100	0.750	19.050	0.377	9.574	500
0137516EYEB250	3/8-16	1.500	38.100	2.500	63.500	4.000	101.600	1.500	38.100	0.750	19.050	0.377	9.574	500
0137516EYEB400	3/8-16	2.500	63.500	4.000	101.600	5.500	139.700	1.500	38.100	0.750	19.050	0.375	9.525	500

## 01ABTS Series Adhesive Mount Threaded Stud

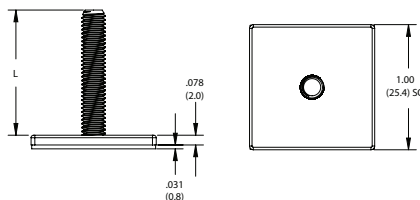


**Specifications:**

- Material: UL94 V-2 Nylon 6/6
- Tape Material: Very High Bond (VHB) adhesive
- Color: Natural

**Features:**

- Shear and peel strength is very high
- Good solvent resistance



Item No.	Thread	L		Bulk Pack Qty
		in	mm	
011032ABTS050	#10-32	0.500	12.700	500
011032ABTS075	#10-32	0.750	19.050	500
011032ABTS100	#10-32	1.000	25.400	500
012520ABTS050	1/4-20	0.500	12.700	500
012520ABTS075	1/4-20	0.750	19.050	500
012520ABTS100	1/4-20	1.000	25.400	500
013118ABTS050	5/16-18	0.500	12.700	500
013118ABTS075	5/16-18	0.750	19.050	500
013118ABTS100	5/16-18	1.000	25.400	500



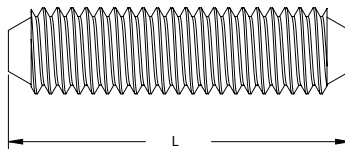






# THREADED STUDS AND RODS

## 38SD Series Threaded Studs




Specifications:

- Material: UL94 V-2 Nylon 6/6
- Color: Natural

Item No.	Thread	L in	Bulk Pack Qty
3801032075SD	#10-32	0.750	1000
3801032100SD	#10-32	1.000	500
3801032150SD	#10-32	1.500	500
3801032200SD	#10-32	2.000	500
3801032250SD	#10-32	2.500	500
3825020075SD	1/4-20	0.750	500
3825020100SD	1/4-20	1.000	1000
3825020150SD	1/4-20	1.500	500
3825020200SD	1/4-20	2.000	1000
3825020250SD	1/4-20	2.500	500
3825020300SD	1/4-20	3.000	500
3831218100SD	5/16-18	1.000	500
3831218150SD	5/16-18	1.500	500
3831218200SD	5/16-18	2.000	500
3831218250SD	5/16-18	2.500	500
3831218300SD	5/16-18	3.000	500
3837516100SD	3/8-16	1.000	500
3837516150SD	3/8-16	1.500	1000
3837516200SD	3/8-16	2.000	500
3837516250SD	3/8-16	2.500	500
3837516300SD	3/8-16	3.000	500
3837516400SD	3/8-16	4.000	500
3850013150SD	1/2-13	1.500	500
3850013200SD	1/2-13	2.000	250

## 38TR Series Nylon Threaded Rod

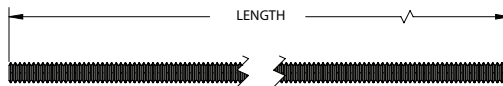


Specifications:

- Material: UL94 V-2 Nylon 6/6
- Color: Natural

Features:

- Easily cut to size
- Resistant to most chemicals, electrically insulating, non-magnetic, lightweight, low thermal conductivity, vibration and abrasion resistant
- Custom lengths available by special order



Imperial

Item No.			Thread	Pack Qty
2 Ft Length	4 Ft Length	6 Ft Length		
3800440TR-2FT	3800440TR-4FT	3800440TR-6FT	#4-40	1
3800632TR-2FT	3800632TR-4FT	3800632TR-6FT	#6-32	1
3800832TR-2FT	3800832TR-4FT	3800832TR-6FT	#8-32	1
3801024TR-2FT	3801024TR-4FT	3801024TR-6FT	#10-24	1
3801032TR-2FT	3801032TR-4FT	3801032TR-6FT	#10-32	1
3825020TR-2FT	3825020TR-4FT	3825020TR-6FT	1/4-20	1
3831218TR-2FT	3831218TR-4FT	3831218TR-6FT	5/16-18	1
3837516TR-2FT	3837516TR-4FT	3837516TR-6FT	3/8-16	1
3850013TR-2FT	3850013TR-4FT	3850013TR-6FT	1/2-13	1
3862511TR-2FT	3862511TR-4FT	3862511TR-6FT	5/8-11	1
3875010TR-2FT	3875010TR-4FT	3875010TR-6FT	3/4-10	1
3887509TR-2FT	3887509TR-4FT	3887509TR-6FT	7/8-9	1
3810008TR-2FT	3810008TR-4FT	3810008TR-6FT	1-8	1

Metric

Item No.	Thread	Pack Qty
38M030050TR	M3 x 0.5	1
38M040070TR	M4 x 0.7	1
38M050080TR	M5 x 0.8	1
38M060100TR	M6 x 1.0	1
38M080125TR	M8 x 1.25	1





## PLASTIC NUTS

04HN Series  
Standard Hex Nuts

## Specifications:

- Material: UL94 V-2 Nylon 6/6
- Acetal available by special order
- Color: Natural

## Imperial

Item No.	Thread	Across Flats		Height		Bulk Pack Qty
		in	mm	in	mm	
0400256HN	#2-56	0.180	4.6	0.070	1.8	1000
0400256HNS	#2-56	0.180	4.6	0.090	2.3	1000
0400348HN	#3-48	0.180	4.6	0.070	1.8	1000
0400440HN	#4-40	0.250	6.4	0.100	2.5	1000
0400440HNS	#4-40	0.250	6.4	0.124	3.2	1000
0400632HN	#6-32	0.305	7.8	0.120	3.1	1000
0400632HNS	#6-32	0.305	7.8	0.146	3.7	1000
0400640HN	#6-40	0.305	7.8	0.120	3.1	1000
0400832HN	#8-32	0.335	8.5	0.130	3.3	1000
0400832HNS	#8-32	0.340	8.6	0.170	4.3	1000
0401024HN	#10-24	0.365	9.3	0.135	3.4	1000
0401024HNS	#10-24	0.365	9.3	0.196	5.0	1000
0401032HN	#10-32	0.365	9.3	0.135	3.4	1000
0401032HNS	#10-32	0.365	9.4	0.196	5.0	1000
0401224HN	#12-24	0.425	10.8	0.207	5.3	1000
0425020HN	1/4-20	0.425	10.8	0.235	6.0	1000
0425020HNS	1/4-20	0.425	10.8	0.258	6.6	1000

Item No.	Thread	Across Flats		Height		Bulk Pack Qty
		in	mm	in	mm	
0425028HN	1/4-28	0.425	10.8	0.235	6.0	1000
0431218HN	5/16-18	0.500	12.7	0.270	6.9	500
0431224HN	5/16-24	0.500	12.7	0.270	6.9	500
0437516HN	3/8-16	0.560	14.2	0.330	8.4	500
0437524HN	3/8-24	0.560	14.2	0.330	8.4	500
0437532HN	3/8-32	0.560	14.2	0.330	8.4	500
0443714HN	7/16-14	0.685	17.4	0.380	9.7	500
0443720HN	7/16-20	0.685	17.4	0.380	9.7	1000
0450013HN	1/2-13	0.750	19.1	0.430	10.9	1000
0450020HN	1/2-20	0.750	19.1	0.430	10.9	500
0462511HN	5/8-11	0.925	23.4	0.550	14.0	250
0462518HN	5/8-18	0.925	23.5	0.550	14.0	500
0468727HN	11/16-27	1.000	25.4	0.250	6.4	500
0475010HN	3/4-10	1.100	27.9	0.640	16.3	250
0487509HN	7/8-9	1.280	32.5	0.750	19.1	500
0410008HN	1-8	1.480	37.3	0.870	22.1	500

## Metric

Item No.	Thread	Across Flats		Bulk Pack Qty
		mm	mm	
04M020040HN	M2 x 0.4	3.9	1.2	1000
04M025045HN	M2.5 x 0.45	4.9	1.8	1000
04M030050HN	M3 x 0.5	5.4	2.2	1000
04M035060HN	M3.5 x 0.6	6.9	2.7	1000
04M040070HN	M4 x 0.7	6.9	3.0	1000

Item No.	Thread	Across Flats		Bulk Pack Qty
		mm	mm	
04M050080HN	M5 x 0.8	7.9	4.3	1000
04M060100HN	M6 x 1.00	10.0	5.4	1000
04M080125HN	M8 x 1.25	12.9	6.4	500
04M100150HN	M10 x 1.50	14.8	9.8	1000
04M120175HN	M12 x 1.75	17.7	10.5	1000

04HNPC  
Polycarbonate Hex Nut

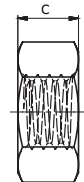
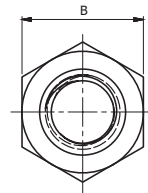

## Specifications:

- Material: Polycarbonate
- Color: Transparent

## Features:

- Polycarbonate has better impact and deflection temperature than Nylon
- Can be used with Polycarbonate screws for a transparent fastening

Item No.	Thread	Across Flats		Height		Bulk Pack Qty
		in	mm	in	mm	
0400440HNPC	#4-40	0.250	6.4	0.100	2.5	1000
0400632HNPC	#6-32	0.305	7.8	0.120	3.1	1000
0400832HNPC	#8-32	0.335	8.5	0.130	3.3	1000
0401032HNPC	#10-32	0.365	9.3	0.135	3.4	1000

184 Series  
PEEK® Hex Nuts

## Specifications:

- Material: UL94 V-0 PEEK®
- Color: Light Brown

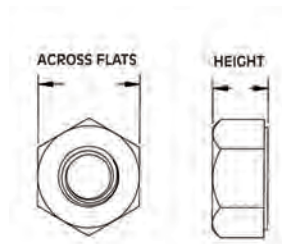

## Features:

- Heat Resistant up to 350°F
- Excellent mechanical and chemical resistance properties
- High abrasion resistance
- Resistant to water

Item No.	Thread	B		C		Bulk Pack Qty
		mm	mm	mm	mm	
184020070409	M2.6 x 0.45	5.0	2.0	2.0	2.5	25
184030070409	M3 x 0.5	5.5	2.4	2.4	2.5	25
184040070409	M4 x 0.7	7.0	3.2	3.2	2.5	25
184050070409	M5 x 0.8	8.0	4.0	4.0	2.5	25
184060070409	M6 x 1.00	10.0	5.0	5.0	2.5	25
184080070409	M8 x 1.25	13.0	6.5	6.5	2.5	25
184100070409	M10 x 1.50	17.0	8.0	8.0	2.5	25



### 04HNDIN34814 Metric Hex Nut DIN 34814



#### Specifications:

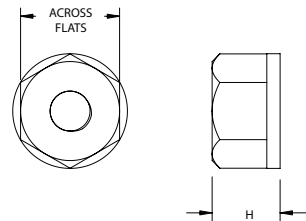
- Material: UL94 V-2 Nylon 6/6
- Color: Natural

#### Features:

- Conformable with DIN 34814

Item No.	Thread	Across Flats		Height		Bulk Pack Qty
		Max mm	Min mm	Max mm	Min mm	
04M030050HNDIN34814	M3 x 0.5	5.5	5.3	2.4	2.2	1000
04M040070HNDIN34814	M4 x 0.7	7.0	6.8	3.2	2.9	1000
04M050080HNDIN34814	M5 x 0.8	8.0	7.8	4.7	4.4	1000
04M060100HNDIN34814	M6 x 1.0	10.0	9.8	5.2	4.9	1000
04M080125HNDIN34814	M8 x 1.25	13.0	12.7	6.8	6.4	500
04M100150HNDIN34814	M10 x 1.50	16.0	15.7	8.4	8.0	1000
04M120175HNDIN34814	M12 x 1.75	18.0	17.7	10.8	10.4	1000
04M160200HNDIN34814	M16 x 2.00	24.0	23.7	14.8	14.1	1000

### 07LN Series Lock Nuts



#### Specifications:

- Material: UL94 V-2 Nylon 6/6
- Acetal available by special order
- Color: Natural

#### Features:

- Designed for use with steel screws

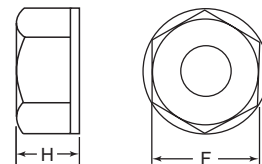
#### Imperial

Item No.	Thread	Across Flats		H		OD		Bulk Pack Qty
		in	mm	in	mm	in	mm	
0700256LN	#2-56	0.180	4.6	0.140	3.6	0.205	5.2	1000
0700440LN	#4-40	0.250	6.4	0.180	4.6	0.285	7.2	1000
0700632LN	#6-32	0.305	7.8	0.200	5.1	0.350	8.9	1000
0700832LN	#8-32	0.335	8.5	0.230	5.8	0.385	9.8	1000
0701024LN	#10-24	0.365	9.3	0.250	6.4	0.425	10.8	1000
0701032LN	#10-32	0.365	9.3	0.250	6.4	0.425	10.8	1000
0725020LN	1/4-20	0.425	10.8	0.275	7.0	0.510	13.0	1000
0725028LN	1/4-28	0.425	10.8	0.275	7.0	0.510	13.0	1000

#### Metric

Item No.	Thread	Across Flats	H	Bulk Pack Qty
	mm	mm	mm	
07M060100LN	M6 x 1.0	10.9	6.7	1000

### 17SLN Series Self-Threading Lock Nuts



#### Specifications:

- Material: UL94 V-2 Nylon 6/6
- Acetal available by special order
- Color: Natural

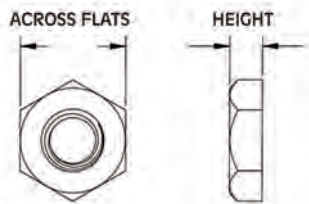
#### Features:

- Designed for use with steel bolts
- Threads are created when assembled to ensure a snug fit
- Ideal for applications seeing vibration or movement
- Resistant to corrosion, oil, abrasion and most chemicals

Item No.	For Use With Screw size	F	H	Bulk Pack Qty
		in	in	
0700256SLN	#2-56	0.180	0.140	1000
0700440SLN	#4-40	0.250	0.200	1000
0700632SLN	#6-32	0.305	0.200	1000
0700832SLN	#8-32	0.335	0.230	1000
0701024SLN	#10-24	0.365	0.250	1000
0701032SLN	#10-32	0.365	0.250	1000
0725020SLN	1/4-20	0.425	0.275	1000



## PLASTIC NUTS

04HJN Series  
Hex Jam Nut

## Specifications:

- Material: UL94 V-2 Nylon 6/6
- Color: Natural

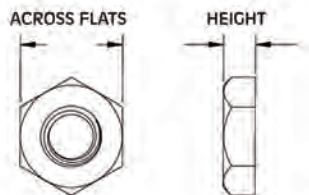
## Features:

- Can be used to run up against a hex nut locking it in place
- Can be used for leveling



Item No.	Thread	Across Flats		Height		Bulk Pack Qty
		in	mm	in	mm	
0425020HJN	1/4-20	0.437	11.1	0.158	4.0	1000
0431218HJN	5/16-18	0.500	12.7	0.190	4.8	1000
0431224HJN	5/16-24	0.500	12.7	0.190	4.8	1000
0437516HJN	3/8-16	0.500	12.7	0.125	3.2	1000
0437524HJN	3/8-24	0.500	12.7	0.125	3.2	1000
0437532HJN	3/8-32	0.500	12.7	0.125	3.2	1000
0437516HHJN	3/8-16	0.670	17.0	0.219	5.6	1000
0443714HJN	7/16-14	0.687	17.5	0.375	9.5	1000
0443720HJN	7/16-20	0.687	17.5	0.250	6.4	1000
0446832HJN	15/32-32	0.625	15.9	0.125	3.2	1000
0450013HJN	1/2-13	0.687	17.5	0.220	5.6	1000
0450020HJN	1/2-20	0.687	17.5	0.220	5.6	1000

Item No.	Thread	Across Flats		Height		Bulk Pack Qty
		in	mm	in	mm	
0450024HJN	1/2-24	0.687	17.5	0.220	5.6	1000
0450028HJN	1/2-28	0.660	16.8	0.125	3.2	1000
0456218HJN	9/16-18	0.750	19.1	0.250	6.4	1000
0456224HJN	9/16-24	0.750	19.1	0.250	6.4	1000
0462511HJN	5/8-11	0.937	23.8	0.375	9.5	500
0462518HJN	5/8-18	0.937	23.8	0.375	9.5	500
0475010HJN	3/4-10	1.120	28.5	0.250	6.4	500
0475016HJN	3/4-16	1.120	28.5	0.250	6.4	500
0475027HJN	3/4-27	1.000	25.4	0.125	3.2	1000
0487514HJN	7/8-14	1.250	31.8	0.340	8.6	250
0487520HJN	7/8-20	1.000	25.4	0.125	3.2	1000
0410008HJN	1-8	1.480	37.6	0.410	10.4	250

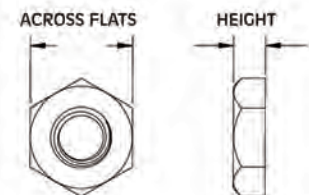
04PJN Series  
NPT Hex Jam Nut

## Specifications:

- Material: UL94 V-2 Nylon 6/6
- Color: Natural



Item No.	Thread	Across Flats		Height		Bulk Pack Qty
		in	mm	in	mm	
0412527PJN	1/8-27	0.560	14.2	0.110	2.8	1000
0425018PJN	1/4-18	0.740	18.8	0.187	4.8	500
0437518PJN	3/8-18	1.000	25.4	0.280	7.1	500
0450014PJN	1/2-14	1.250	31.8	0.340	8.6	250
0475014PJN	3/4-14	1.480	37.6	0.410	10.4	250

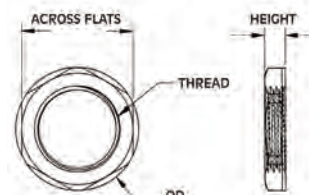
04SJJN Series  
NPS Hex Jam Nut

## Specifications:

- Material: UL94 V-2 Nylon 6/6
- Color: Natural



Item No.	Thread	Across Flats		Height		Bulk Pack Qty
		in	mm	in	mm	
0425018SJJN	1/4-18	0.687	17.5	0.225	5.7	500
0437518SJJN	3/8-18	1.000	25.4	0.280	7.1	500
0450014SJJN	1/2-14	1.250	31.8	0.340	8.6	500
0475014SJJN	3/4-14	1.480	37.6	0.410	10.4	250

04PJN  
NPT Washer Face Hex Jam Nut

## Specifications:

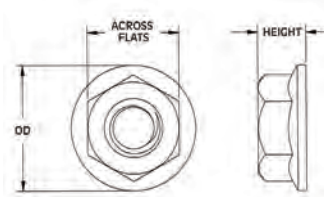
- Material: UL94 V-2 Nylon 6/6
- Color: Natural



Item No.	Thread	OD		Across Flats		Height		Bulk Pack Qty
		in	mm	in	mm	in	mm	
0410011PJN	1-11-1/2	1.844	46.8	1.656	42.1	0.313	7.9	250
0412511PJN	1-1/4-11-1/2	2.344	59.5	2.125	54.0	0.375	9.5	250



### 04HFN Series Hex Flange Nut



#### Specifications:

- Material: UL94 V-2 Nylon 6/6
- Color: Natural

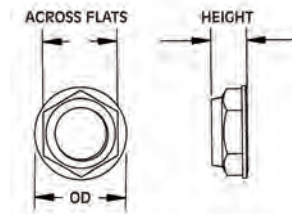

#### Imperial

Item No.	Thread	OD		Across Flats		Height		Bulk Pack Qty
		in	mm	in	mm	in	mm	
0401032HFN	10-32	0.492	120.5	0.364	9.3	0.208	5.3	1000
0425020HFN	1/4-20	0.582	14.8	0.428	10.9	0.226	5.7	1000
0425028HFN	1/4-28	0.582	14.8	0.428	10.9	0.226	5.7	1000
0462511HFN	5/8-11	1.265	32.1	0.930	23.6	0.557	14.1	1000

#### Metric

Item No.	Thread	OD mm	Across Flats mm	Height mm	Bulk Pack Qty	Item No.	Thread	OD mm	Across Flats mm	Height mm	Bulk Pack Qty
04M040070WFHN	M4 x 0.7	8.8	7.0	3.4	1000	04M160150WFHN	M16 x 1.50	22.0	18.9	6.7	1000
04M050080WFHN	M5 x 0.8	9.8	7.9	5.2	1000	04M160200WFHN	M16 x 2.00	39.0	24.0	19.5	1000
04M060100WFHN	M6 x 1.00	13.0	10.0	6.0	1000	04M200150WFHN	M20 x 1.50	27.0	22.9	8.0	1000
04M080125WFHN	M8 x 1.25	17.0	13.0	8.0	1000	04M250150WFHN	M25 x 1.50	32.0	27.9	9.0	1000
04M100150WFHN	M10 x 1.50	22.0	16.0	10.0	1000	04M320150WFHN	M32 x 1.50	42.0	36.5	9.0	1000

### 04HDN Series Dress Nut



#### Specifications:

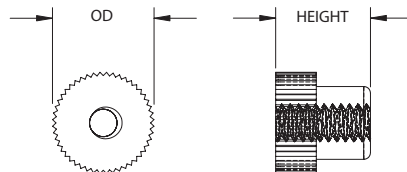
- Material: UL94 V-2 Nylon 6/6
- Color: Natural

#### Features:

- The aesthetic contour of the nut includes a washer that gives a finished look to panel fronts

Item No.	Thread	OD		Across Flats		Height		Bulk Pack Qty
		in	mm	in	mm	in	mm	
0437532HDN	3/8-32	0.615	15.6	0.500	12.7	0.245	6.2	1000

### 08TNA/08MTN Series Knurled Thumb Nuts



#### Specifications:

- Material: UL94 V-2 Nylon 6/6
- Color: Natural

#### Imperial


Item No.	Thread	OD		Height		Bulk Pack Qty
		in	mm	in	mm	
0800440TNA	#4-40	0.300	7.6	0.280	7.1	1000
0800632TNA	#6-32	0.360	9.1	0.275	7.0	1000
0800832TNA	#8-32	0.425	10.8	0.305	7.8	1000
0801024TNA	#10-24	0.425	10.8	0.325	8.3	1000
0801032TNA	#10-32	0.425	10.8	0.325	8.3	1000
0825020TNA	1/4-20	0.540	13.7	0.365	9.3	500
0831218TNA	5/16-18	0.615	15.6	0.385	9.8	1000
0837516TNA	3/8-16	0.687	17.5	0.430	10.9	1000
0850013TNA	1/2-13	0.750	19.1	0.468	11.9	500

#### Metric

Item No.	Thread	OD		Height		Bulk Pack Qty
		mm	mm	mm	mm	
08M040070TN	M4	10.8	10.8	7.8	7.8	1000



## PLASTIC NUTS

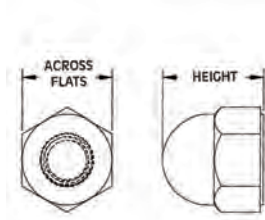
05CN Series  
Cap Nuts

## Specifications:

- Material: UL94 V-2 Nylon 6/6
- Acetal available by special order
- Color: See Table

## Features:

- Encloses external thread
- Gives a finished appearance




## Imperial

Item No.		Thread	Across Flats		Height		Bulk Pack Qty
Natural	Black		in	mm	in	mm	
0500440CN	0500440CNB	#4-40	0.250	6.4	0.280	7.1	1000
0500632CN	0500632CNB	#6-32	0.305	7.8	0.345	8.8	1000
0500832CN	0500832CNB	#8-32	0.330	8.4	0.375	9.5	1000
0501024CN	0501024CNB	#10-24	0.365	9.3	0.400	10.2	1000
0501032CN	0501032CNB	#10-32	0.365	9.3	0.400	10.2	1000
0525018CN	0525018CNB	1/4-18	0.750	19.1	0.810	20.6	500
0525020CN	0525020CNB	1/4-20	0.425	10.8	0.475	12.1	500
0525028CN	0525028CNB	1/4-28	0.425	10.8	0.475	12.1	500
0531218CN	0531218CNB	5/16-18	0.500	12.7	0.530	13.5	500
0531224CN	0531224CNB	5/16-24	0.500	12.7	0.530	13.5	500
0537516CN	0537516CNB	3/8-16	0.565	14.4	0.620	15.7	1000
0537524CN	0537524CNB	3/8-24	0.565	14.4	0.620	15.7	1000
0537532CN	0537532CNB	3/8-32	0.565	14.4	0.620	15.7	500
0543714CN	0543714CNB	7/16-14	0.750	19.1	0.810	20.6	500
0550013CN	0550013CNB	1/2-13	0.750	19.1	0.810	20.6	500
0550020CN	0550020CNB	1/2-20	0.750	19.1	0.810	20.6	500
0562511CN	0562511CNB	5/8-11	0.935	23.8	0.970	24.6	250

## Metric

Item No.	Thread	Across Flats	Height	Bulk Pack Qty
		mm	mm	
05M040070CN	M4 x 0.7	7.0	8.0	1000
05M050080CN	M5 x 0.8	8.0	10.0	1000
05M060100CN	M6 x 1.00	10.0	12.0	1000
05M080125CN	M8 x 1.25	13.0	15.0	1000
05M100150CN	M10 x 1.50	17.0	18.0	500
05M120175CN	M12 x 1.75	18.9	20.5	500
05M160200CN	M16 x 2.0	23.7	24.8	250
05M200250CN	M20 x 2.5	26.7	29.1	1000

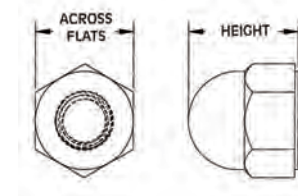
05LCN Series  
Locking Cap Nut

## Specifications:

- Material: UL94 V-2 Nylon 6/6
- Acetal available by special order
- Color: See Table

## Features:

- Molded-in locking thread for applications which require higher torque or a more secure assembly



## Imperial


Item No.		Thread	Across Flats		Height		Bulk Pack Qty
Natural	Black		in	mm	in	mm	
0500440LCN	0500440LCNB	#4-40	0.250	6.4	0.280	7.1	500
0500632LCN	0500632LCNB	#6-32	0.305	7.8	0.345	8.8	500
0500832LCN	0500832LCNB	#8-32	0.330	8.4	0.375	9.5	500
0501024LCN	0501024LCNB	#10-24	0.365	9.3	0.400	10.2	500
0501032LCN	0501032LCNB	#10-32	0.365	9.3	0.400	10.2	500
0525020LCN	0525020LCNB	1/4-20	0.425	10.8	0.475	12.1	500
0531218LCN	0531218LCNB	5/16-18	0.500	12.7	0.530	13.5	500
0537516LCN	0537516LCNB	3/8-16	0.565	14.3	0.620	15.7	500

## Metric

Item No.	Thread	Across Flats	Height	Bulk Pack Qty
		mm	mm	
05M040070LCN	M4 x 0.7	7.0	8.0	1000
05M050080LCN	M5 x 0.8	8.0	10.0	1000
05M060100LCN	M6 x 1.0	10.0	12.0	1000



### KNF Series Metric Quick Nut

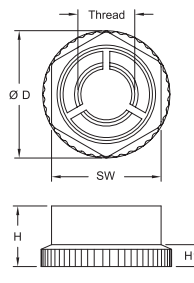


#### Specifications:

- Material: UL94 V-2 Nylon 6/6
- Color: Black

#### Features:

- To install, push down the length of the threaded fastener to desired location and lock with a 180° turn
- Reduces assembly time
- Corrosion resistant
- Lightweight
- To remove, unscrew with a wrench



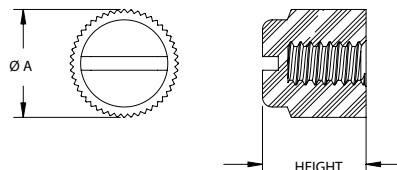
Item No.	Thread	SW mm	Ø D mm	H mm	H1 mm	Bulk Pack Qty
1442505	M4	8.0	9.4	4.7	1.8	1000

### 05SCN Series Slotted Knurled Thumb Nuts



#### Specifications:

- Material: UL94 V-2 Nylon 6/6
- Acetal available by special order
- Color: Natural



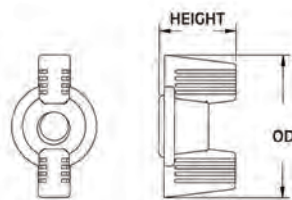
Item No.	Thread	Ø A		Height		Bulk Pack Qty
		in	mm	in	mm	
0500440SCN	#4-40	0.317	8.1	0.295	7.5	1000
0500632SCN	#6-32	0.348	8.8	0.334	8.5	1000
0500832SCN	#8-32	0.381	9.7	0.378	9.6	1000
0501024SCN	#10-24	0.400	10.2	0.359	9.1	1000
0501032SCN	#10-32	0.400	10.2	0.359	9.1	1000
0525020SCN	1/4-20	0.478	12.1	0.370	9.4	1000

### 06DWN Series Deco Wing Nuts



#### Specifications:

- Material: UL94 V-2 Nylon 6/6
- Acetal available by special order
- Color: Natural



#### Imperial

Item No.	Thread	OD		Height		Bulk Pack Qty
		in	mm	in	mm	
0600440DECOWN	#4-40	0.625	15.9	0.313	7.9	1000
0600632DECOWN	#6-32	0.625	15.9	0.313	7.9	1000
0600832DECOWN	#8-32	0.625	15.9	0.313	7.9	1000
0601024DECOWN	#10-24	0.875	22.2	0.438	11.1	1000
0601032DECOWN	#10-32	0.875	22.2	0.438	11.1	1000
0631218DECOWN	5/16-18	1.563	39.7	0.453	11.5	1000
0637516DECOWN	3/8-16	1.563	39.7	0.453	11.5	1000
0637524DECOWN	3/8-24	1.563	39.7	0.453	11.5	1000

#### Metric

Item No.	Thread	OD		Height		Bulk Pack Qty
		mm	mm	mm	mm	
06M040070DWN	M4 x 0.7	16.0	16.0	8.0	8.0	500
06M050080DWN	M5 x 0.8	22.2	22.2	11.1	11.1	500
06M060100DWN	M6 x 1.0	29.7	29.7	13.4	13.4	1000



## PLASTIC NUTS

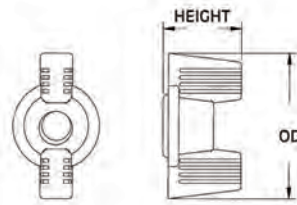
**06DLWN Series**  
Locking Deco Wing Nuts

## Specifications:

- Material: UL94 V-2 Nylon 6/6
- Acetal available by special order
- Color: Natural

## Features:

- Molded-in locking thread for applications which require higher torque or a more secure assembly



## Imperial

Item No.	Thread	OD		Height		Bulk Pack Qty
		in	mm	in	mm	
0600440DLWN	#4-40	0.625	15.9	0.313	7.9	1000
0600632DLWN	#6-32	0.625	15.9	0.313	7.9	1000
0600832DLWN	#8-32	0.625	15.9	0.313	7.9	1000
0601024DLWN	#10-24	0.875	22.2	0.438	11.1	1000
0601032DLWN	#10-32	0.875	22.2	0.438	11.1	1000
0625020DLWN	1/4-20	1.172	29.7	0.531	13.5	1000
0631218DLWN	5/16-18	1.563	39.7	0.453	11.5	1000

## Metric

Item No.	Thread	OD		Height		Bulk Pack Qty
		mm	mm	mm	mm	
06M040070DLWN	M4	16.0	16.0	8.0	8.0	1000
06M050080DLWN	M5	22.2	22.2	11.1	11.1	1000
06M060100DLWN	M6	29.7	29.7	13.4	13.4	1000

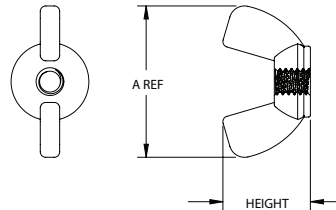
**06WN/06WNA Series**  
Wing Nuts

## Specifications:

- Material: UL94 V-2 Nylon 6/6
- Acetal available by special order
- Color: Natural

## Features:

- Easily tightened and loosened by hand without tools



## Imperial

Item No.	Thread	A Ref		Height		Bulk Pack Qty
		in	mm	in	mm	
0600440WN	#4-40	0.900	22.9	0.480	12.2	500
0600632WN	#6-32	0.900	22.9	0.480	12.2	1000
0600832WN	#8-32	0.900	22.9	0.480	12.2	500
0601024WN	#10-24	0.900	22.9	0.480	12.2	500
0601032WN	#10-32	0.900	22.9	0.480	12.2	1000
0601024WNA	#10-24	1.090	27.7	0.630	16.3	500
0601032WNA	#10-32	1.090	27.7	0.630	16.3	1000
0625020WNA	1/4-20	1.090	27.7	0.630	16.3	1000

Item No.	Thread	A Ref		Height		Bulk Pack Qty
		in	mm	in	mm	
0625028WNA	1/4-28	1.090	27.7	0.630	16.3	1000
0625020WN	1/4-20	1.360	34.5	0.710	18.0	1000
0625028WN	1/4-28	1.360	34.5	0.710	18.0	1000
0631218WN	5/16-18	1.370	34.8	0.720	18.3	500
0637516WN	3/8-16	1.370	34.8	0.720	18.3	1000
0637524WN	3/8-24	1.370	34.8	0.720	18.3	1000
0643714WN	7/16-14	1.760	44.7	0.900	22.9	500
0650013WN	1/2-13	1.760	44.7	0.900	22.9	500
0656212WN	9/16-12	1.760	44.7	0.900	22.9	1000

## Metric

Item No.	Thread	A Ref		Height		Bulk Pack Qty
		mm	mm	mm	mm	
06M040070WN	M4 x 0.7	22.8	22.8	12.2	12.2	500
06M050080WN	M5 x 0.8	22.8	22.8	12.2	12.2	500
06M060100WN	M6 x 1.00	27.7	27.7	16.0	16.0	500

Item No.	Thread	A Ref		Height		Bulk Pack Qty
		mm	mm	mm	mm	
06M080125WN	M8 x 1.25	34.8	34.8	18.3	18.3	1000
06M100150WN	M10 x 1.50	34.8	34.8	18.3	18.3	1000
06M120175WN	M12 x 1.75	44.7	44.7	22.7	22.7	500

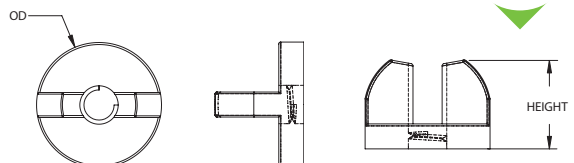
**06WNC Series**  
Transparent Decorative Wing Nuts

## Specifications:

- Material: Copolyester
- Color: Transparent

## Features:

- Can be used with transparent Polycarbonate screws



Item No.	Thread	Ø		Height		Bulk Pack Qty
		in	mm	in	mm	
0600832WNC	#8-32	0.625	15.9	0.453	11.5	500
0601024WNC	#10-24	0.625	15.9	0.453	11.5	500

Item No.	Thread	Ø		Height		Bulk Pack Qty
		in	mm	in	mm	
0601032WNC	#10-32	0.625	15.9	0.453	11.5	500
0625020WNC	1/4-20	0.625	15.9	0.453	11.5	500



PLASTIC WASHERS

17W/16FW Series  
Nylon Flat Washers



Specifications:

- Material: UL94 V-2 Nylon 6/6
- Color: See Table

Features:

- Resistant to corrosion and many chemicals

Item No.	ID	OD	Thickness	Bulk Pack Qty	
Natural	Black	in	in	in	
17W00901	17W00901B	0.031	0.090	0.031	1000
17W01045	17W01045B	0.031	0.156	0.062	1000
17W00850	17W00850B	0.032	0.085	0.062	1000
17W01011	17W01011B	0.032	0.125	0.060	1000
17W01001	17W01001B	0.035	0.100	0.020	1000
17W01701	17W01701B	0.038	0.170	0.060	1000
17W01002	17W01002B	0.039	0.119	0.154	1000
17W01381	17W01381B	0.040	0.138	0.033	1000
17W01013	17W01013B	0.045	0.120	0.130	1000
17W01010	17W01010B	0.047	0.125	0.125	1000
17W01560	17W01560B	0.050	0.156	0.200	1000
17W01871	17W01871B	0.051	0.185	0.132	1000
17W01014	17W01014B	0.055	0.120	0.080	1000
17W01016	17W01016B	0.059	0.125	0.125	1000
17W01021	17W01021B	0.062	0.120	0.079	1000
17W01023	17W01023B	0.062	0.125	0.080	1000
17W03125	17W03125B	0.062	0.312	0.125	1000
17W01012	17W01012B	0.063	0.120	0.180	1000
17W03145	17W03145B	0.063	0.312	0.090	1000
17W01022	17W01022B	0.064	0.125	0.312	1000
17W01018	17W01018B	0.065	0.127	0.040	1000
17W01791	17W01791B	0.065	0.179	0.078	1000
17W01971	17W01971B	0.067	0.197	0.154	1000
17W01017	17W01017B	0.070	0.125	0.090	1000
17W01019	17W01019B	0.070	0.125	0.062	1000
17W01481	17W01481B	0.071	0.145	0.067	1000
17W01566	17W01566B	0.076	0.156	0.062	1000
17W02590	17W02590B	0.081	0.250	0.025	1000
17W02591	17W02591B	0.081	0.259	0.062	1000
17W06934	17W06934B	0.082	0.695	0.184	500
17W01480	17W01480B	0.085	0.148	0.062	1000
17W01561	17W01561B	0.085	0.156	0.200	1000
17W01786	17W01786B	0.085	0.165	0.056	1000
17W01825	17W01825B	0.085	0.196	0.031	1000
17W01805	17W01805B	0.086	0.187	0.130	1000
MFW010A	—	0.086	0.197	0.012	1000
17W01812	17W01812B	0.089	0.188	0.141	1000
17W01015	17W01015B	0.090	0.120	0.180	1000
17W01876	17W01876B	0.090	0.187	0.175	1000
16FW002032	16FW002032B	0.090	0.250	0.032	1000
16FW002062	16FW002062B	0.090	0.250	0.062	1000
16FW002093	16FW002093B	0.090	0.250	0.093	1000
16FW002125	16FW002125B	0.090	0.250	0.125	1000
17W02503	17W02503B	0.090	0.250	0.055	1000
17W03543	17W03543B	0.090	0.372	0.078	1000
17W01020	17W01020B	0.091	0.125	0.125	1000
17W01562	17W01562B	0.091	0.156	0.250	1000
17W01872	17W01872B	0.091	0.187	0.080	1000
17W02522	17W02522B	0.091	0.250	0.165	1000
17W01816	17W01816B	0.093	0.187	0.078	1000
17W04605	17W04605B	0.093	0.470	0.250	1000
17W10024	17W10024B	0.093	1.000	0.125	500
17W01550	17W01550B	0.094	0.150	0.035	1000
17W01815	17W01815B	0.094	0.188	0.020	1000
17W02191	17W02191B	0.094	0.219	0.100	1000
17W03759	17W03759B	0.094	0.375	0.281	1000
17W03122	17W03122B	0.095	0.312	0.062	1000
17W01784	17W01784B	0.098	0.178	0.045	1000
17W01803	17W01803B	0.098	0.186	0.030	1000
17W01901	17W01901B	0.100	0.197	0.132	1000
17W01970	17W01970B	0.100	0.197	0.156	1000
17W03143	17W03143B	0.100	0.316	0.033	1000
17W12593	17W12593B	0.100	1.250	0.060	500
17W04952	17W04952B	0.101	0.502	0.040	1000
17W01582	17W01582B	0.102	0.157	0.098	1000
17W02452	17W02452B	0.102	0.236	0.098	1000
17W02190	17W02190B	0.104	0.220	0.031	1000
17W01783	17W01783B	0.106	0.167	0.039	1000
MFW020A	—	0.106	0.236	0.020	1000
17W02819	17W02819B	0.107	0.281	0.020	1000

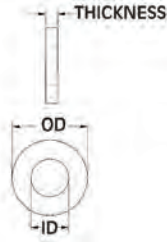

Item No.	ID	OD	Thickness	Bulk Pack Qty	
Natural	Black	in	in	in	
17W01581	17W01581B	0.110	0.158	0.070	1000
17W01785	17W01785B	0.110	0.170	0.020	1000
17W01551	17W01551B	0.110	0.195	0.057	1000
17W03124	17W03124B	0.110	0.312	0.125	1000
17W03141	17W03141B	0.110	0.314	0.062	1000
17W01790	17W01790B	0.112	0.177	0.118	1000
17W01906	17W01906B	0.112	0.206	0.053	1000
17W02401	17W02401B	0.113	0.240	0.040	1000
17W01811	17W01811B	0.115	0.187	0.165	1000
17W01814	17W01814B	0.115	0.188	0.040	1000
17W01950	17W01950B	0.115	0.197	0.030	1000
17W01900	17W01900B	0.115	0.199	0.050	1000
16FW004032	16FW004032B	0.115	0.250	0.032	1000
16FW004062	16FW004062B	0.115	0.250	0.062	1000
16FW004093	16FW004093B	0.115	0.250	0.093	1000
16FW004125	16FW004125B	0.115	0.250	0.125	1000
17W02528	17W02528B	0.115	0.250	0.065	1000
17W02812	17W02812B	0.115	0.290	0.047	1000
17W03126	17W03126B	0.115	0.312	0.140	1000
17W03546	17W03546B	0.115	0.375	0.187	1000
17W01813	17W01813B	0.116	0.187	0.109	1000
17W01702	17W01702B	0.120	0.182	0.125	1000
17W01804	17W01804B	0.120	0.187	0.060	1000
17W01807	17W01807B	0.120	0.187	0.032	1000
17W01870	17W01870B	0.120	0.187	0.062	1000
17W01874	17W01874B	0.120	0.187	0.156	1000
17W01910	17W01910B	0.120	0.190	0.100	1000
17W02181	17W02181B	0.120	0.218	0.037	1000
17W02500	17W02500B	0.120	0.250	0.140	1000
17W02751	17W02751B	0.120	0.275	0.062	1000
17W02801	17W02801B	0.120	0.280	0.145	1000
17W02813	17W02813B	0.120	0.280	0.030	1000
17W02814	17W02814B	0.120	0.281	0.020	1000
17W02815	17W02815B	0.120	0.281	0.040	1000
17W02816	17W02816B	0.120	0.281	0.060	1000
17W02811	17W02811B	0.120	0.288	0.040	1000
17W05232	17W05232B	0.120	0.532	0.063	1000
17W02183	17W02183B	0.122	0.220	0.128	1000
17W02192	17W02192B	0.122	0.228	0.093	1000
17W01801	17W01801B	0.125	0.187	0.050	1000
17W01994	17W01994B	0.125	0.199	0.045	1000
17W02251	17W02251B	0.125	0.225	0.100	1000
17W02350	17W02350B	0.125	0.235	0.040	1000
17W02506	17W02506B	0.125	0.250	0.095	1000
17W02508	17W02508B	0.125	0.250	0.062	1000
17W02518	17W02518B	0.125	0.250	0.150	1000
17W03132	17W03132B	0.125	0.312	0.032	1000
17W03148	17W03148B	0.125	0.315	0.031	1000
17W03758	17W03758B	0.125	0.375	0.040	1000
17W03772	17W03772B	0.125	0.375	0.072	1000
17W03900	17W03900B	0.125	0.390	0.063	1000
17W05012	17W05012B	0.125	0.500	0.125	1000
17W06257	17W06257B	0.125	0.625	0.062	1000
17W02351	17W02351B	0.126	0.236	0.079	1000
17W02353	17W02353B	0.126	0.236	0.187	1000
17W02502	17W02502B	0.126	0.250	0.025	1000
MFW030A	MFW030B	0.126	0.276	0.020	1000
17W03DIN34816	17W03DIN34816B	0.126	0.354	0.035	1000
16M03080080	16M03080080B	0.126	0.315	0.031	1000
17W02529	17W02529B	0.127	0.252	0.115	1000
17W02451	17W02451B	0.128	0.245	0.093	1000
17W03221	17W03221B	0.128	0.322	0.062	1000
17W01875	17W01875B	0.130	0.187	0.150	1000
17W02851	17W02851B	0.130	0.285	0.060	1000
17W03123	17W03123B	0.130	0.318	0.062	1000
17W03505	17W03505B	0.130	0.355	0.062	1000
17W03770	17W03770B	0.130	0.375	0.030	1000
17W01877	17W01877B	0.131	0.185	0.171	1000
17W03753	17W03753B	0.131	0.380	0.093	1000
17W02182	17W02182B	0.134	0.216	0.067	1000

(Continued on next page > )





## PLASTIC WASHERS

17W/16FW Series (continued)  
Nylon Flat Washers

## Specifications:

- Material: UL94 V-2 Nylon 6/6
- Color: See Table

## Features:

- Resistant to corrosion and many chemicals

Item No.	ID	OD	Thickness	Bulk Pack Qty	
Natural	Black	in	in	in	
17W02595	17W02595B	0.135	0.295	0.127	1000
17W03775	17W03775B	0.135	0.375	0.062	1000
17W03905	17W03905B	0.136	0.384	0.054	1000
17W04900	17W04900B	0.136	0.490	0.055	1000
17W02753	17W02753B	0.138	0.276	0.035	1000
17W02952	17W02952B	0.138	0.310	0.030	1000
17W05021	17W05021B	0.138	0.505	0.080	1000
17W01802	17W01802B	0.139	0.180	0.064	1000
17W02507	17W02507B	0.140	0.250	0.094	1000
17W02515	17W02515B	0.140	0.250	0.150	1000
17W02505	17W02505B	0.140	0.260	0.080	1000
17W02818	17W02818B	0.140	0.281	0.020	1000
16FW006032	16FW006032B	0.140	0.312	0.032	1000
16FW006062	16FW006062B	0.140	0.312	0.062	1000
16FW006093	16FW006093B	0.140	0.312	0.093	1000
16FW006125	16FW006125B	0.140	0.312	0.125	1000
17W03127	17W03127B	0.140	0.312	0.047	1000
17W03146	17W03146B	0.140	0.312	0.020	1000
17W03765	17W03765B	0.140	0.375	0.080	1000
17W03904	17W03904B	0.140	0.400	0.062	1000
17W05014	17W05014B	0.140	0.500	0.062	1000
17W05025	17W05025B	0.140	0.500	0.043	1000
17W01809	17W01809B	0.141	0.187	0.125	1000
17W02349	17W02349B	0.141	0.234	0.095	1000
17W02504	17W02504B	0.141	0.250	0.062	1000
17W03757	17W03757B	0.141	0.375	0.031	1000
17W05620	17W05620B	0.141	0.562	0.062	1000
17W02354	17W02354B	0.142	0.236	0.045	1000
17W02511	17W02511B	0.142	0.250	0.110	1000
17W02513	17W02513B	0.143	0.250	0.082	1000
17W03745	17W03745B	0.143	0.370	0.156	1000
17W03071	17W03071B	0.144	0.307	0.059	1000
17W05015	17W05015B	0.144	0.500	0.125	1000
17W01806	17W01806B	0.145	0.187	0.050	1000
MFW040A	—	0.146	0.315	0.020	1000
16M03580080	16M03580080B	0.146	0.315	0.031	1000
17W02512	17W02512B	0.147	0.250	0.125	1000
17W02521	17W02521B	0.147	0.250	0.156	1000
17W05022	17W05022B	0.147	0.495	0.298	1000
17W02352	17W02352B	0.148	0.236	0.118	1000
17W02245	17W02245B	0.150	0.225	0.045	1000
17W02252	17W02252B	0.150	0.225	0.090	1000
17W02810	17W02810B	0.150	0.280	0.108	1000
17W03131	17W03131B	0.150	0.312	0.020	1000
17W03134	17W03134B	0.150	0.312	0.030	1000
17W03137	17W03137B	0.150	0.312	0.040	1000
17W03138	17W03138B	0.150	0.312	0.050	1000
17W03139	17W03139B	0.150	0.312	0.060	1000
17W03280	17W03280B	0.150	0.329	0.060	1000
17W03750	17W03750B	0.150	0.375	0.030	1000
17W07532	17W07532B	0.150	0.750	0.055	1000
17W02516	17W02516B	0.151	0.251	0.035	1000
17W03766	17W03766B	0.153	0.375	0.063	1000
17W02519	17W02519B	0.155	0.251	0.077	1000
17W02817	17W02817B	0.155	0.280	0.160	1000
17W02517	17W02517B	0.156	0.250	0.100	1000
17W02526	17W02526B	0.156	0.250	0.150	1000
17W03140	17W03140B	0.156	0.313	0.125	1000
17W03128	17W03128B	0.156	0.320	0.031	1000
17W04386	17W04386B	0.156	0.438	0.062	1000
17W04400	17W04400B	0.156	0.440	0.032	1000
17W06878	17W06878B	0.156	0.687	0.135	1000
17W10000	17W10000B	0.156	1.000	0.062	500
17W11004	17W11004B	0.156	1.125	0.250	500
17W03150	17W03150B	0.157	0.315	0.197	1000
17W04606	17W04606B	0.157	0.505	0.102	1000
17W03604	17W03604B	0.158	0.377	0.032	1000
17W02501	17W02501B	0.160	0.250	0.062	1000
17W02852	17W02852B	0.160	0.285	0.032	1000
17W03101	17W03101B	0.160	0.310	0.060	1000

Item No.	ID	OD	Thickness	Bulk Pack Qty	
Natural	Black	in	in	in	
17W03906	17W03906B	0.160	0.397	0.038	1000
17W02524	17W02524B	0.161	0.250	0.170	1000
17W02565	17W02565B	0.161	0.254	0.219	1000
17W03130	17W03130B	0.162	0.312	0.062	1000
17W02523	17W02523B	0.163	0.250	0.202	1000
17W02347	17W02347B	0.165	0.236	0.079	1000
17W03149	17W03149B	0.165	0.315	0.236	1000
17W05000	17W05000B	0.165	0.500	0.075	1000
17W06250	17W06250B	0.165	0.620	0.250	1000
17W06305	17W06305B	0.165	0.630	0.118	1000
17W02514	17W02514B	0.166	0.250	0.082	1000
17W02520	17W02520B	0.166	0.250	0.061	1000
17W04603	17W04603B	0.167	0.472	0.121	1000
17W01552	17W01552B	0.169	0.257	0.063	1000
17W02755	17W02755B	0.169	0.276	0.118	1000
17W02956	17W02956B	0.169	0.296	0.074	1000
16M04080200	16M04080200B	0.169	0.315	0.079	1000
17W03540	17W03540B	0.169	0.354	0.031	1000
17M04DIN34816	17M04DIN34816B	0.169	0.472	0.043	1000
17W03762	17W03762B	0.170	0.375	0.040	1000
17W03763	17W03763B	0.170	0.375	0.050	1000
17W06820	17W06820B	0.170	0.682	0.062	1000
17W02460	17W02460B	0.171	0.248	0.100	1000
17W02509	17W02509B	0.171	0.250	0.100	1000
17W02525	17W02525B	0.171	0.250	0.053	1000
17W02527	17W02527B	0.171	0.250	0.147	1000
16FW008032	16FW008032B	0.171	0.375	0.032	1000
16FW008062	16FW008062B	0.171	0.375	0.062	1000
16FW008093	16FW008093B	0.171	0.375	0.093	1000
16FW008125	16FW008125B	0.171	0.375	0.125	1000
17W04404	17W04404B	0.171	0.438	0.032	1000
17W06302	17W06302B	0.171	0.630	0.060	1000
17W03751	17W03751B	0.172	0.375	0.060	1000
17W03602	17W03602B	0.173	0.375	0.093	1000
17W02854	17W02854B	0.175	0.281	0.031	1000
17W05019	17W05019B	0.175	0.500	0.062	1000
17W04081	17W04081B	0.177	0.408	0.062	1000
17W03506	17W03506B	0.179	0.356	0.118	1000
17W04604	17W04604B	0.182	0.457	0.032	1000
17W06306	17W06306B	0.182	0.626	0.045	1000
17W03630	17W03630B	0.184	0.370	0.047	1000
17W02954	17W02954B	0.185	0.310	0.032	1000
17W02510	17W02510B	0.187	0.250	0.130	1000
17W02564	17W02564B	0.187	0.256	0.045	1000
17W03121	17W03121B	0.187	0.312	0.050	1000
17W03802	17W03802B	0.187	0.380	0.155	1000
17W04402	17W04402B	0.187	0.440	0.093	1000
17W05018	17W05018B	0.187	0.500	0.062	1000
17W06253	17W06253B	0.187	0.625	0.062	1000
17W07501	17W07501B	0.187	0.750	0.156	500
17W20010	17W20010B	0.187	2.000	0.060	250
17W03153	17W03153B	0.188	0.312	0.079	1000
17W03154	17W03154B	0.188	0.312	0.120	1000
17W05023	17W05023B	0.188	0.500	0.062	1000
17W05008	17W05008B	0.188	0.505	0.032	1000
17W15000	17W15000B	0.188	1.500	0.068	1000
17W03118	17W03118B	0.189	0.312	0.564	1000
17W03223	17W03223B	0.189	0.330	0.080	1000
17W03764	17W03764B	0.189	0.375	0.031	1000
17W09903	17W09903B	0.189	1.006	0.040	500
17W10060	17W10060B	0.189	1.006	0.064	500
17W02862	17W02862B	0.190	0.282	0.065	1000
17W02953	17W02953B	0.190	0.310	0.032	1000
17W03351	17W03351B	0.190	0.335	0.032	1000
17W03507	17W03507B	0.190	0.350	0.062	1000
17W03752	17W03752B	0.190	0.375	0.065	1000
17W03412	17W03412B	0.190	0.434	0.125	1000
17W07491	17W07491B	0.191	0.750	0.100	500
17W02957	17W02957B	0.192	0.312	0.092	1000
17W03135	17W03135B	0.192	0.312	0.110	1000

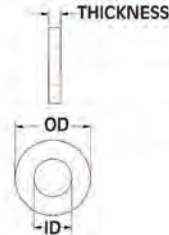

(Continued on next page &gt; )



PLASTIC WASHERS



17W/16FW Series (continued)
Nylon Flat Washers



- Specifications:
• Material: UL94 V-2 Nylon 6/6
• Color: See Table
Features:
• Resistant to corrosion and many chemicals

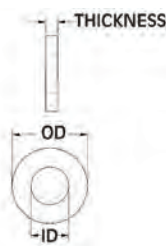
Table with columns: Item No., ID, OD, Thickness, Bulk Pack Qty. Rows include natural and black variants for sizes 17W03542 through 17W03755.

Table with columns: Item No., ID, OD, Thickness, Bulk Pack Qty. Rows include natural and black variants for sizes 17W04353 through 17W05631.

(Continued on next page > )



## PLASTIC WASHERS

17W/16FW Series (continued)  
Nylon Flat Washers

## Specifications:

- Material: UL94 V-2 Nylon 6/6
- Color: See Table

## Features:

- Resistant to corrosion and many chemicals

Item No.	ID	OD	Thickness	Bulk Pack Qty	
Natural	Black	in	in	in	
17W05650	17W05650B	0.254	0.565	0.094	1000
17W10012	17W10012B	0.254	1.000	0.325	500
17W03282	17W03282B	0.255	0.332	0.142	1000
17W03352	17W03352B	0.255	0.335	0.150	1000
17W03771	17W03771B	0.255	0.375	0.093	1000
17W03820	17W03820B	0.255	0.382	0.195	1000
17W05009	17W05009B	0.255	0.500	0.075	1000
17W05552	17W05552B	0.255	0.555	0.047	1000
17W08950	17W08950B	0.255	0.900	0.125	1000
17W04064	17W04064B	0.256	0.400	0.208	1000
17W05626	17W05626B	0.256	0.562	0.250	1000
17W05910	17W05910B	0.256	0.591	0.087	1000
16FW250032	16FW250032B	0.257	0.500	0.032	1000
16FW250062	16FW250062B	0.257	0.500	0.062	1000
16FW250093	16FW250093B	0.257	0.500	0.093	1000
16FW250125	16FW250125B	0.257	0.500	0.125	1000
17W06262	17W06262B	0.257	0.625	0.020	1000
17W06279	17W06279B	0.257	0.625	0.100	1000
17W07530	17W07530B	0.257	0.750	0.062	1000
17W07494	17W07494B	0.257	0.750	0.030	500
17W07541	17W07541B	0.257	0.750	0.109	500
17W08762	17W08762B	0.257	0.875	0.062	500
17W08753	17W08753B	0.257	0.875	0.031	1000
17W12527	17W12527B	0.257	1.250	0.255	500
17W03142	17W03142B	0.260	0.312	0.070	1000
17W03151	17W03151B	0.260	0.312	0.109	1000
17W03510	17W03510B	0.260	0.350	0.062	1000
17W04355	17W04355B	0.260	0.437	0.031	1000
17W04372	17W04372B	0.260	0.437	0.047	1000
17W04950	17W04950B	0.260	0.490	0.245	1000
17W05602	17W05602B	0.260	0.560	0.125	1000
17W05622	17W05622B	0.260	0.562	0.062	1000
17W05625	17W05625B	0.260	0.562	0.113	1000
17W06150	17W06150B	0.260	0.615	0.100	1000
17W06206	17W06206B	0.260	0.625	0.140	1000
17W06208	17W06208B	0.260	0.625	0.060	1000
17W06249	17W06249B	0.260	0.625	0.180	1000
17W06280	17W06280B	0.260	0.625	0.190	500
17W06311	17W06311B	0.260	0.625	0.031	1000
17W06851	17W06851B	0.260	0.685	0.032	1000
17W06866	17W06866B	0.260	0.687	0.125	500
17W06868	17W06868B	0.260	0.687	0.020	1000
17W06869	17W06869B	0.260	0.687	0.050	1000
17W06871	17W06871B	0.260	0.687	0.060	1000
17W06872	17W06872B	0.260	0.687	0.040	1000
17W07520	17W07520B	0.260	0.745	0.066	1000
17W07523	17W07523B	0.260	0.745	0.125	500
17W12516	17W12516B	0.260	1.250	0.060	1000
17W07500	17W07500B	0.261	0.750	0.095	500
17W03133	17W03133B	0.262	0.312	0.127	1000
17W04331	17W04331B	0.262	0.433	0.126	1000
17W05017	17W05017B	0.262	0.500	0.150	1000
17W10041	17W10041B	0.264	1.000	0.070	1000
17W04060	17W04060B	0.265	0.405	0.125	1000
17W05030	17W05030B	0.265	0.500	0.187	1000
17W05604	17W05604B	0.265	0.531	0.062	1000
17W05601	17W05601B	0.265	0.560	0.030	1000
17W05606	17W05606B	0.265	0.562	0.187	1000
17W05911	17W05911B	0.265	0.591	0.101	1000
17W06201	17W06201B	0.265	0.620	0.192	1000
17W06289	17W06289B	0.265	0.625	0.093	1000
17W08764	17W08764B	0.265	0.875	0.093	500
17W10043	17W10043B	0.265	1.000	0.262	500
17W14932	17W14932B	0.265	1.500	0.375	1000
17W04063	17W04063B	0.266	0.406	0.080	1000
17W07302	17W07302B	0.266	0.731	0.118	500
17W07543	17W07543B	0.266	0.750	0.155	500
17W10015	17W10015B	0.266	1.000	0.313	500
17W06270	17W06270B	0.270	0.618	0.220	1000
17W12528	17W12528B	0.270	1.250	0.080	500

Item No.	ID	OD	Thickness	Bulk Pack Qty	
Natural	Black	in	in	in	
17W04160	17W04160B	0.272	0.416	0.120	1000
17W05231	17W05231B	0.272	0.538	0.047	1000
17W07625	17W07625B	0.274	0.750	0.250	500
17W04332	17W04332B	0.275	0.433	0.075	1000
17W20015	17W20015B	0.275	2.150	0.125	250
17W04334	17W04334B	0.276	0.433	0.054	1000
17W04607	17W04607B	0.276	0.473	0.054	1000
17W07852	17W07852B	0.276	0.787	0.197	1000
17W07853	17W07853B	0.279	0.787	0.138	500
17W03281	17W03281B	0.280	0.335	0.195	1000
17W04452	17W04452B	0.280	0.453	0.030	1000
17W06310	17W06310B	0.280	0.630	0.030	1000
17W06879	17W06879B	0.280	0.687	0.031	1000
17W05003	17W05003B	0.281	0.490	0.030	1000
17W06263	17W06263B	0.281	0.625	0.110	1000
17W06269	17W06269B	0.281	0.625	0.210	500
17W07192	17W07192B	0.281	0.719	0.062	1000
17W12508	17W12508B	0.281	1.250	0.063	500
17W07720	17W07720B	0.282	0.753	0.123	500
17W06303	17W06303B	0.283	0.638	0.077	1000
17W06274	17W06274B	0.284	0.625	0.062	500
17W05122	17W05122B	0.287	0.492	0.197	1000
17W04401	17W04401B	0.290	0.445	0.033	1000
17W05607	17W05607B	0.290	0.560	0.062	1000
17W04068	17W04068B	0.291	0.406	0.203	1000
17W04066	17W04066B	0.291	0.421	0.090	1000
17W06275	17W06275B	0.292	0.625	0.040	1000
17W06855	17W06855B	0.295	0.685	0.062	500
17W04381	17W04381B	0.296	0.436	0.156	1000
17W07716	17W07716B	0.296	0.750	0.032	1000
17W09934	17W09934B	0.297	1.000	0.063	1000
17W05701	17W05701B	0.299	0.575	0.039	1000
17W07535	17W07535B	0.300	0.750	0.125	500
17W06251	17W06251B	0.301	0.620	0.039	1000
17W05700	17W05700B	0.307	0.578	0.125	1000
17W04405	17W04405B	0.310	0.442	0.170	1000
17W04725	17W04725B	0.310	0.495	0.095	1000
17W07529	17W07529B	0.310	0.750	0.375	1000
17W07566	17W07566B	0.310	0.750	0.170	500
17W11750	17W11750B	0.310	1.175	0.125	1000
17W12513	17W12513B	0.310	1.250	0.120	500
17W03748	17W03748B	0.312	0.375	0.125	1000
17W05006	17W05006B	0.312	0.500	0.156	1000
17W05010	17W05010B	0.312	0.500	0.125	1000
17W05081	17W05081B	0.312	0.500	0.096	1000
17W05609	17W05609B	0.312	0.562	0.031	1000
17W06273	17W06273B	0.312	0.625	0.250	500
17W07121	17W07121B	0.312	0.712	0.081	1000
17W08123	17W08123B	0.312	0.812	0.125	500
17W08130	17W08130B	0.312	0.812	0.062	1000
17W08755	17W08755B	0.312	0.855	0.125	500
17W08751	17W08751B	0.312	0.875	0.125	500
17W08757	17W08757B	0.312	0.875	0.187	1000
17W10013	17W10013B	0.312	1.000	0.032	500
17W07095	17W07095B	0.313	0.710	0.050	1000
17W04707	17W04707B	0.313	0.750	0.050	500
17W10014	17W10014B	0.313	1.000	0.188	1000
17W14933	17W14933B	0.313	1.500	0.062	1000
17W04608	17W04608B	0.315	0.472	0.039	1000
17W05310	17W05310B	0.315	0.531	0.031	1000
17W05608	17W05608B	0.315	0.560	0.062	1000
17W06264	17W06264B	0.315	0.625	0.031	1000
17W04708	17W04708B	0.315	0.750	0.200	500
17W08801	17W08801B	0.315	0.872	0.062	500
17W08901	17W08901B	0.315	0.890	0.215	500
17W20009	17W20009B	0.315	2.007	0.197	250
17W05633	17W05633B	0.316	0.563	0.035	1000
17W11211	17W11211B	0.316	1.121	0.034	1000
16FW312032	16FW312032B	0.317	0.500	0.032	1000
16FW312062	16FW312062B	0.317	0.500	0.062	1000

(Continued on next page &gt;)



## 17W/16FW Series (continued)

### Nylon Flat Washers

#### Specifications:

- Material: UL94 V-2 Nylon 6/6
- Color: See Table

#### Features:

- Resistant to corrosion and many chemicals

Item No.		ID	OD	Thickness	Bulk Pack Qty
Natural	Black	in	in	in	
16FW312093	16FW312093B	0.317	0.500	0.093	1000
16FW312125	16FW312125B	0.317	0.500	0.125	1000
17W05004	17W05004B	0.317	0.500	0.032	1000
17W05079	17W05079B	0.317	0.500	0.092	1000
17W05630	17W05630B	0.317	0.565	0.095	1000
17W07513	17W07513B	0.317	0.750	0.062	1000
17W07714	17W07714B	0.317	0.750	0.040	1000
17W08951	17W08951B	0.317	0.890	0.245	1000
17W04067	17W04067B	0.318	0.406	0.076	1000
17W04403	17W04403B	0.318	0.440	0.031	1000
17W06880	17W06880B	0.318	0.680	0.187	500
17W06882	17W06882B	0.318	0.688	0.190	500
17W07545	17W07545B	0.318	0.751	0.125	500
17W07542	17W07542B	0.318	0.755	0.100	500
17W03747	17W03747B	0.320	0.370	0.093	1000
17W05013	17W05013B	0.320	0.500	0.170	1000
17W05020	17W05020B	0.320	0.500	0.200	1000
17W05027	17W05027B	0.320	0.500	0.250	1000
17W05028	17W05028B	0.320	0.500	0.281	1000
17W05603	17W05603B	0.320	0.560	0.187	1000
17W05624	17W05624B	0.320	0.562	0.020	1000
17W05981	17W05981B	0.320	0.562	0.125	1000
17W06278	17W06278B	0.320	0.625	0.125	1000
17W07521	17W07521B	0.320	0.750	0.250	500
17W10009	17W10009B	0.320	1.000	0.375	500
17W11210	17W11210B	0.320	1.125	0.062	500
17W05024	17W05024B	0.321	0.497	0.060	1000
17W06266	17W06266B	0.321	0.625	0.125	1000
17W06713	17W06713B	0.323	0.669	0.039	1000
17W07503	17W07503B	0.323	0.750	0.125	1000
17W04406	17W04406B	0.325	0.440	0.060	1000
17W11801	17W11801B	0.325	1.195	0.080	500
17W10020	17W10020B	0.326	1.000	0.125	500
17W06271	17W06271B	0.327	0.630	0.071	1000
17W08813	17W08813B	0.327	0.880	0.060	1000
17W03903	17W03903B	0.328	0.390	0.079	1000
17W05629	17W05629B	0.328	0.562	0.095	1000
17W05982	17W05982B	0.328	0.590	0.147	1000
17W07717	17W07717B	0.328	0.750	0.032	1000
17W04650	17W04650B	0.330	0.465	0.031	1000
17W06209	17W06209B	0.330	0.620	0.125	1000
17W06248	17W06248B	0.330	0.625	0.064	1000
17W07408	17W07408B	0.330	0.750	0.062	500
17W13754	17W13754B	0.330	1.375	0.125	500
17M08DIN38815	17M08DIN34815B	0.331	0.630	0.063	1000
16M08018200	16M08018200B	0.331	0.709	0.079	500
17W09400	17W09400B	0.331	0.944	0.098	500
17M08DIN34816	17M08DIN34816B	0.331	0.945	0.087	1000
17W05029	17W05029B	0.333	0.513	0.079	1000
17W09854	17W09854B	0.333	1.000	0.385	500
17W07626	17W07626B	0.335	0.750	0.250	1000
16M08525200	16M08525200B	0.335	0.984	0.079	500
16M08535110	16M08535110B	0.335	1.378	0.043	1000
17W15011	17W15011B	0.335	1.500	0.125	500
17W07090	17W07090B	0.336	0.709	0.079	500
17W06830	17W06830B	0.337	0.683	0.063	1000
17W09855	17W09855B	0.337	0.990	0.292	500
17W09856	17W09856B	0.339	1.000	0.154	500
17W06152	17W06152B	0.340	0.615	0.125	1000
17W07401	17W07401B	0.340	0.740	0.062	1000
17W08758	17W08758B	0.340	0.865	0.187	500
17W12525	17W12525B	0.340	1.260	0.250	500
17W05001	17W05001B	0.343	0.500	0.109	1000
17W06867	17W06867B	0.343	0.687	0.031	1000
17W08754	17W08754B	0.343	0.885	0.062	500
17W09806	17W09806B	0.343	0.980	0.065	500
17W04380	17W04380B	0.344	0.438	0.062	1000
17W06870	17W06870B	0.344	0.687	0.064	1000
17W04520	17W04520B	0.349	0.452	0.075	1000
17W04722	17W04722B	0.350	0.472	0.110	1000

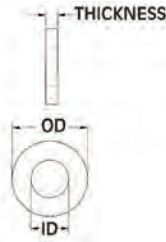

Item No.		ID	OD	Thickness	Bulk Pack Qty
Natural	Black	in	in	in	
17W06204	17W06204B	0.350	0.620	0.188	1000
17W07507	17W07507B	0.352	0.750	0.031	1000
17W09401	17W09401B	0.354	0.945	0.157	500
17W06276	17W06276B	0.355	0.630	0.040	1000
17W06307	17W06307B	0.357	0.632	0.065	1000
17W07502	17W07502B	0.360	0.735	0.160	500
17W09851	17W09851B	0.360	0.983	0.120	500
17W05451	17W05451B	0.363	0.555	0.062	1000
17W12501	17W12501B	0.365	1.235	0.110	1000
17W05129	17W05129B	0.370	0.518	0.038	1000
17W12526	17W12526B	0.370	1.250	0.250	500
17W05605	17W05605B	0.373	0.560	0.031	1000
17W05983	17W05983B	0.374	0.591	0.118	1000
17W04451	17W04451B	0.375	0.453	0.062	1000
17W04901	17W04901B	0.375	0.490	0.087	1000
17W04953	17W04953B	0.375	0.500	0.032	1000
17W05005	17W05005B	0.375	0.500	0.087	1000
17W04721	17W04721B	0.375	0.505	0.050	1000
17W05251	17W05251B	0.375	0.530	0.093	1000
16FW375032	16FW375032B	0.375	0.625	0.032	1000
17W07402	17W07402B	0.375	0.750	0.062	1000
17W07407	17W07407B	0.375	0.750	0.250	1000
17W07527	17W07527B	0.375	0.750	0.125	500
17W08452	17W08452B	0.375	0.825	0.100	500
17W08712	17W08712B	0.375	0.875	0.153	500
17W09000	17W09000B	0.375	0.900	0.055	500
17W03773	17W03773B	0.375	1.000	0.312	1000
17W03776	17W03776B	0.375	1.000	0.295	1000
17W03777	17W03777B	0.375	1.000	0.125	1000
17W09900	17W09900B	0.375	1.000	0.062	500
17W15003	17W15003B	0.375	1.500	0.375	250
17W37500	17W37500B	0.375	3.750	0.062	250
17W08759	17W08759B	0.377	0.875	0.062	500
17W11720	17W11720B	0.377	1.170	0.125	500
17W05510	17W05510B	0.378	0.551	0.063	1000
17W05702	17W05702B	0.380	0.570	0.030	1000
17W06155	17W06155B	0.380	0.615	0.122	1000
16FW375062	16FW375062B	0.380	0.625	0.062	1000
16FW375093	16FW375093B	0.380	0.625	0.093	1000
16FW375125	16FW375125B	0.380	0.625	0.125	1000
17W06277	17W06277B	0.380	0.625	0.050	1000
17W07559	17W07559B	0.380	0.750	0.187	500
17W08760	17W08760B	0.380	0.875	0.093	500
17W09350	17W09350B	0.380	0.935	0.062	500
17W12512	17W12512B	0.380	1.250	0.125	1000
17W13749	17W13749B	0.380	1.370	0.125	500
17W09320	17W09320B	0.381	0.932	0.031	500
17W05401	17W05401B	0.382	0.540	0.096	1000
17W07504	17W07504B	0.382	0.738	0.160	500
17W07516	17W07516B	0.382	0.750	0.066	1000
17W05002	17W05002B	0.385	0.500	0.160	1000
17W06272	17W06272B	0.385	0.625	0.185	1000
17W07405	17W07405B	0.385	0.750	0.045	1000
17W07512	17W07512B	0.385	0.750	0.200	500
17W07528	17W07528B	0.385	0.750	0.025	1000
17W08812	17W08812B	0.385	0.880	0.125	1000
17W08806	17W08806B	0.385	0.885	0.062	500
17W05512	17W05512B	0.386	0.550	0.060	1000
17W08126	17W08126B	0.386	0.812	0.187	500
17W05421	17W05421B	0.388	0.542	0.220	1000
17W06856	17W06856B	0.388	0.695	0.059	1000
17W07536	17W07536B	0.389	0.754	0.075	500
17W06261	17W06261B	0.390	0.625	0.265	1000
17W06877	17W06877B	0.390	0.680	0.125	500
17W06881	17W06881B	0.390	0.688	0.031	1000
17W07301	17W07301B	0.390	0.720	0.300	500
17W07506	17W07506B	0.390	0.750	0.062	1000
17W07508	17W07508B	0.390	0.750	0.050	500
17W07509	17W07509B	0.390	0.750	0.140	500
17W08761	17W08761B	0.390	0.875	0.093	500

(Continued on next page &gt;)



PLASTIC WASHERS

17W/16FW Series (continued)
Nylon Flat Washers



Specifications:

- Material: UL94 V-2 Nylon 6/6
Color: See Table

Features:

- Resistant to corrosion and many chemicals


Table with columns: Item No., ID, OD, Thickness, Bulk Pack Qty. Lists various washer models like 17W08800, 17W08768, 17W09931, etc., with their respective dimensions.

Table with columns: Item No., ID, OD, Thickness, Bulk Pack Qty. Continues the list of washer models from 17W06207 to 17W10028, including 16FW series models.

(Continued on next page > )



**17W/16FW Series (continued)**  
**Nylon Flat Washers**



**Specifications:**

- Material: UL94 V-2 Nylon 6/6
- Color: See Table

**Features:**

- Resistant to corrosion and many chemicals

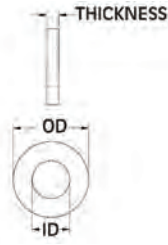
Item No.	ID	OD	Thickness	Bulk Pack Qty	
Natural	Black	in	in	in	
17W06439	17W06439B	0.510	0.643	0.090	1000
17W08050	17W08050B	0.510	0.805	0.220	500
17W10032	17W10032B	0.510	1.000	0.062	500
17W13119	17W13119B	0.510	1.312	0.400	250
17W13752	17W13752B	0.510	1.375	0.062	1000
17W20002	17W20002B	0.510	2.000	0.060	500
17M12DIN34815	-	0.512	0.945	0.098	500
17M12DIN34816	17M12DIN34816B	0.512	1.457	0.130	500
17W15052	17W15052B	0.512	1.570	0.118	500
17W07564	17W07564B	0.513	0.728	0.072	1000
17W10042	17W10042B	0.515	0.750	0.250	500
17W07750	17W07750B	0.515	0.775	0.250	1000
17W09002	17W09002B	0.515	0.900	0.060	500
17W09906	17W09906B	0.515	1.000	0.093	1000
17W05255	17W05255B	0.515	1.375	0.093	1000
17W14681	17W14681B	0.515	1.468	0.050	1000
17W15031	17W15031B	0.515	1.500	0.438	500
17W07406	17W07406B	0.516	0.740	0.125	1000
17W07524	17W07524B	0.516	0.743	0.093	1000
17W12504	17W12504B	0.516	1.250	0.062	1000
17W10006	17W10006B	0.518	1.000	0.080	1000
17W15006	17W15006B	0.521	1.490	0.120	500
17W07120	17W07120B	0.522	0.712	0.062	1000
17W07382	17W07382B	0.522	0.738	0.120	500
17W08655	17W08655B	0.522	0.856	0.098	500
17W13756	17W13756B	0.523	1.363	0.051	1000
17W06935	17W06935B	0.525	0.690	0.250	1000
17W13751	17W13751B	0.525	1.375	0.125	500
17W06365	17W06365B	0.526	0.636	0.098	1000
17W07181	17W07181B	0.526	0.718	0.219	1000
17W07182	17W07182B	0.526	0.718	0.281	1000
16M12034250	16M12034250B	0.528	1.323	0.120	1000
16M12025200	16M12025200B	0.529	0.990	0.100	500
17W07510	17W07510B	0.530	0.750	0.230	500
17W07544	17W07544B	0.530	0.750	0.062	500
17W07546	17W07546B	0.530	0.750	0.156	500
17W13758	17W13758B	0.530	1.375	0.173	500
17W07092	17W07092B	0.531	0.697	0.158	1000
17W07096	17W07096B	0.531	0.697	0.167	1000
17W07002	17W07002B	0.531	0.700	0.093	1000
17W07505	17W07505B	0.531	0.740	0.187	500
17W08650	17W08650B	0.531	0.865	0.200	500
17W08765	17W08765B	0.531	0.870	0.187	500
17W09933	17W09933B	0.531	1.000	0.062	500
17W10624	17W10624B	0.531	1.062	0.062	500
17W16250	17W16250B	0.531	1.625	0.312	250
17W08747	17W08747B	0.532	0.875	0.155	500
17W11006	17W11006B	0.535	1.181	0.083	1000
17W11251	17W11251B	0.540	1.120	0.125	1000
17W07561	17W07561B	0.541	0.744	0.075	1000
17W08110	17W08110B	0.544	0.817	0.140	500
17W07094	17W07094B	0.548	0.700	0.080	1000
17W12606	17W12606B	0.548	1.270	0.166	500
17W09904	17W09904B	0.550	1.030	0.062	500
17W07531	17W07531B	0.558	0.755	0.030	1000
17W08252	17W08252B	0.561	0.825	0.145	500
17W10003	17W10003B	0.562	1.000	0.125	1000
17W10022	17W10022 B	0.563	1.024	0.220	#N/A
17W12509	17W12509B	0.563	1.250	0.031	1000
17W08748	17W08748B	0.564	0.878	0.062	500
17W07001	17W07001B	0.565	0.700	0.062	1000
17W07722	17W07722B	0.565	0.750	0.125	500
17W06876	17W06876B	0.568	0.687	0.062	1000
17W07051	17W07051B	0.570	0.715	0.100	1000
17W07450	17W07450B	0.570	0.745	0.031	1000
17W07560	17W07560B	0.578	0.756	0.110	500
17W08953	17W08953B	0.579	0.900	0.075	500
17W09378	17W09378B	0.580	0.937	0.082	500
17W09376	17W09376B	0.583	0.937	0.062	1000
17W08803	17W08803B	0.589	0.882	0.085	500

Item No.	ID	OD	Thickness	Bulk Pack Qty	
Natural	Black	in	in	in	
17W07821	17W07821B	0.590	0.778	0.032	500
MFW110A	-	0.591	1.181	0.118	1000
17W11252	17W11252B	0.592	1.102	0.098	500
17W08771	17W08771B	0.593	0.875	0.145	1000
17W07184	17W07184B	0.594	0.750	0.210	1000
17W15010	17W15010B	0.604	1.493	0.220	500
17W06154	17W06154B	0.605	0.753	0.067	500
17W07540	17W07540B	0.605	0.753	0.055	1000
17W11000	17W11000B	0.605	1.128	0.239	500
17W08051	17W08051B	0.621	0.805	0.125	500
17W08431	17W08431B	0.621	0.845	0.101	1000
17W07511	17W07511B	0.625	0.750	0.170	500
17W08129	17W08129B	0.625	0.812	0.062	1000
17W09371	17W09371B	0.625	0.937	0.093	500
17W10033	17W10033B	0.625	1.000	0.032	1000
17W10628	17W10628B	0.625	1.102	0.118	1000
17W13126	17W13126B	0.625	1.312	0.050	500
17W17181	17W17181B	0.625	1.718	0.050	500
17W08763	17W08763B	0.627	0.875	0.114	500
17W12520	17W12520B	0.629	1.259	0.039	500
17W08122	17W08122B	0.630	0.812	0.100	1000
17W08125	17W08125B	0.630	0.812	0.220	500
17W11212	17W11212B	0.630	1.130	0.062	1000
17W15625	17W15625B	0.630	1.563	0.062	500
17W20006	17W20006B	0.630	2.000	0.125	250
17W10008	17W10008B	0.631	1.000	0.128	1000
17W10011	17W10011B	0.631	1.004	0.065	500
17W10005	17W10005B	0.632	1.000	0.185	1000
17W29300	17W29300B	0.632	2.930	0.150	250
17W07820	17W07820B	0.633	0.782	0.125	1000
17W10025	17W10025B	0.635	0.995	0.250	1000
17W11204	17W11204B	0.635	1.120	0.140	1000
17W20008	17W20008B	0.635	2.000	0.060	500
17W10044	17W10044B	0.636	1.000	0.094	500
17W07811	17W07811B	0.640	0.781	0.031	500
17W08253	17W08253B	0.640	0.825	0.040	1000
17W10029	17W10029B	0.640	1.000	0.128	500
17W13123	17W13123B	0.640	1.375	0.090	1000
17W10031	17W10031B	0.642	1.024	0.060	500
17W12250	17W12250B	0.643	1.225	0.100	1000
17W06440	17W06440B	0.644	1.122	0.217	500
17W11180	17W11180B	0.644	1.181	0.031	500
17W13101	17W13101B	0.645	1.310	0.120	1000
17W06501	17W06501B	0.650	1.190	0.090	1000
17W08430	17W08430B	0.656	0.844	0.060	1000
17W13124	17W13124B	0.656	1.312	0.095	500
17W13127	17W13127B	0.656	1.312	0.189	500
17W13753	17W13753B	0.656	1.375	0.125	1000
17W17501	17W17501B	0.656	1.765	0.100	500
17W15007	17W15007B	0.659	1.575	0.118	500
17W09570	17W09570B	0.665	0.950	0.093	500
17W10019	17W10019B	0.665	1.000	0.125	1000
17W15001	17W15001B	0.665	1.500	0.094	500
17W09571	17W09571B	0.666	0.957	0.139	500
17M16DIN34815	17M16DIN34815B	0.669	1.181	0.118	1000
17W16901	17W16901B	0.669	1.693	0.236	500
17M16DIN34816	17M16DIN34816B	0.669	1.969	0.130	1000
17W12524	17W12524B	0.670	1.240	0.060	500
17W10035	17W10035B	0.675	1.000	0.200	500
17W10619	17W10619B	0.680	1.062	0.150	500
17W08651	17W08651B	0.688	0.865	0.155	500
17W08653	17W08653B	0.690	0.862	0.220	500
17W08805	17W08805B	0.690	0.880	0.032	500
17W09600	17W09600B	0.692	0.960	0.126	500
17W08121	17W08121B	0.695	0.812	0.093	1000
17W15005	17W15005B	0.696	1.500	0.120	500
17W17251	17W17251B	0.697	1.425	0.100	500
17W09260	17W09260B	0.705	0.926	0.124	500
17W08711	17W08711B	0.706	0.871	0.111	500
17W09372	17W09372B	0.710	0.945	0.060	1000

(Continued on next page > )



## PLASTIC WASHERS

**17W/16FW Series (continued)**  
Nylon Flat Washers

## Specifications:

- Material: UL94 V-2 Nylon 6/6
- Color: See Table

## Features:

- Resistant to corrosion and many chemicals

Item No.		ID	OD	Thickness	Bulk Pack Qty
Natural	Black	in	in	in	
17W10626	17W10626B	0.728	1.102	0.039	500
17W08400	17W08400B	0.730	0.840	0.125	500
17W09844	17W09844B	0.730	0.993	0.097	500
17W10007	17W10007B	0.730	1.000	0.062	500
17W10620	17W10620B	0.740	1.060	0.100	500
17W10622	17W10622B	0.740	1.062	0.225	500
MFW130A	—	0.748	1.339	0.118	250
17W08769	17W08769B	0.750	0.875	0.160	500
17W09907	17W09907B	0.750	1.000	0.125	500
17W15020	17W15020B	0.750	1.500	0.250	250
17W15050	17W15050B	0.750	1.505	0.053	1000
17W08652	17W08652B	0.755	0.875	0.125	500
17W07539	17W07539B	0.755	0.962	0.101	500
17W10017	17W10017B	0.755	1.000	0.175	500
17W14252	17W14252B	0.755	1.485	0.197	500
17W15004	17W15004B	0.755	1.500	0.130	500
17W09901	17W09901B	0.760	1.000	0.062	500
17W09905	17W09905B	0.760	1.000	0.281	500
17W14250	17W14250B	0.760	1.420	0.100	1000
17W11258	17W11258B	0.763	1.125	0.125	1000
17W12503	17W12503B	0.765	1.250	0.080	1000
17W13102	17W13102B	0.765	1.312	0.063	1000
17W17252	17W17252B	0.765	1.490	0.100	500
17W09930	17W09930B	0.771	0.993	0.124	500
17W08770	17W08770B	0.780	0.891	0.505	500
17W09853	17W09853B	0.781	1.000	0.075	500
17W13747	17W13747B	0.781	1.375	0.063	500
17W15054	17W15054B	0.790	1.500	0.120	500
17W15053	17W15053B	0.795	1.575	0.039	1000
17W08710	17W08710B	0.797	0.887	0.500	500
17W12252	17W12252B	0.799	1.201	0.118	500
17W25002	17W25002B	0.800	2.500	0.063	250
17W14611	17W14611B	0.802	1.455	0.125	500
17W12507	17W12507B	0.805	1.250	0.060	500
17W20062	17W20062B	0.805	2.000	0.062	250
17W30062	17W30062B	0.805	2.969	0.062	250
17W15051	17W15051B	0.810	1.490	0.062	1000
17W10570	17W10570B	0.812	1.057	0.125	1000
17W12510	17W12510B	0.812	1.250	0.080	1000
17W17242	17W17242B	0.812	1.750	0.125	500
17W31250	17W31250B	0.812	3.132	0.125	250
17W11005	17W11005B	0.827	1.181	0.157	500
17M20DIN34815	17M20DIN34815B	0.827	1.457	0.118	250
17W12517	17W12517B	0.839	1.250	0.040	1000
17W11140	17W11140B	0.840	1.114	0.127	500
17W10571	17W10571B	0.844	1.000	0.125	500
17W10311	17W10311B	0.844	1.031	0.040	1000
17W10623	17W10623B	0.855	1.107	0.058	500
17W11002	17W11002B	0.875	1.117	0.195	500
17W12502	17W12502B	0.875	1.250	0.125	1000
17W12032	17W12032B	0.880	1.280	0.062	500
17W12519	17W12519B	0.886	1.250	0.105	500
17W11256	17W11256B	0.889	1.125	0.060	1000
17W11259	17W11259B	0.920	1.125	0.126	500
17W17500	17W17500B	0.928	1.750	0.275	500
17W13755	17W13755B	0.938	1.310	0.040	1000
17W16253	17W16253B	0.940	1.625	0.060	500
17W11320	17W11320B	0.942	1.132	0.130	500
17W18001	17W18001B	0.948	1.800	0.057	500
17W12031	17W12031B	0.984	1.203	0.050	500
MFW150A	—	0.984	1.732	0.157	250

Item No.		ID	OD	Thickness	Bulk Pack Qty
Natural	Black	in	in	in	
17W14502	17W14502B	0.990	1.450	0.120	1000
17W13120	17W13120B	1.000	1.312	0.191	500
17W13122	17W13122B	1.000	1.312	0.125	1000
17W14371	17W14371B	1.000	1.437	0.069	1000
17W14501	17W14501B	1.000	1.450	0.063	1000
17W15620	17W15620B	1.000	1.563	0.062	1000
17W16252	17W16252B	1.000	1.625	0.187	500
17W22500	17W22500B	1.000	2.250	0.075	250
17W12251	17W12251B	1.001	1.245	0.031	500
17W15014	17W15014B	1.010	1.468	0.112	1000
17W13759	17W13759B	1.015	1.375	0.125	500
17W10018	17W10018B	1.015	1.500	0.250	250
17W15008	17W15008B	1.015	1.500	0.080	1000
17W17243	17W17243B	1.015	1.755	0.062	500
17W10627	17W10627B	1.022	1.135	0.500	500
17W13125	17W13125B	1.026	1.312	0.191	500
17W18500	17W18500B	1.028	1.850	0.120	500
17W12181	17W12181B	1.031	1.218	0.040	1000
17W13762	17W13762B	1.031	1.375	0.500	1000
17W25001	17W25001B	1.075	2.500	0.125	250
17W20004	17W20004B	1.080	2.000	0.160	250
17W13121	17W13121B	1.088	1.312	0.062	500
MFW160A	—	1.102	1.969	0.157	250
17W29503	17W29503B	1.125	2.935	0.093	250
17W15400	17W15400B	1.164	1.540	0.192	500
17W14610	17W14610B	1.180	1.460	0.100	1000
MFW170A	—	1.220	2.205	0.157	250
17W15021	17W15021B	1.230	1.500	0.064	500
17W15009	17W15009B	1.250	1.500	0.125	1000
17W16900	17W16900B	1.255	1.695	0.065	1000
17W30000	17W30000B	1.270	3.005	0.093	250
17W22800	17W22800B	1.275	2.275	0.120	250
17W20001	17W20001B	1.280	2.010	0.135	250
17W20013	17W20013B	1.325	2.000	0.310	250
17W16251	17W16251B	1.375	1.625	0.110	500
17W16514	17W16514B	1.395	1.650	0.140	500
17W16300	17W16300B	1.405	1.635	0.093	500
17W20014	17W20014B	1.410	2.250	0.130	250
17W21850	17W21850B	1.420	2.180	0.050	250
MFW180A	—	1.457	2.598	0.197	250
17W30002	17W30002B	1.490	2.970	0.125	250
17W16240	17W16240B	1.495	1.619	0.245	500
17W17241	17W17241B	1.500	1.724	0.032	1000
17W19060	17W19060B	1.500	1.906	0.093	500
17W16301	17W16301B	1.508	1.628	0.072	500
17W20012	17W20012B	1.525	1.985	0.125	1000
17W20003	17W20003B	1.525	2.000	0.060	250
MFW190A	—	1.575	2.835	0.236	250
17W30093	17W30093B	1.625	3.005	0.093	250
17W22005	17W22005B	1.720	2.205	0.050	250
17W25003	17W25003B	1.750	2.500	0.125	250
17W21350	17W21350B	1.760	0.453	0.130	250
17W20600	17W20600B	1.800	2.060	0.055	250
17W26802	17W26802B	1.930	2.690	0.125	250
17W32600	17W32600B	2.620	3.260	0.062	250
16M70074500	16M70074500B	2.756	2.933	0.197	1000
17W30003	17W30003B	2.800	3.016	0.122	250
17W30073	17W30073B	2.800	3.016	0.072	250
17W30300	17W30300B	3.030	3.600	0.075	250



**16M Series**  
**Metric Nylon Flat Washers**



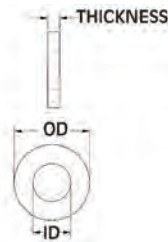
Specifications:

- Material: UL94 V-2 Nylon 6/6
- Color: Natural

Item No.	ID mm	OD mm	Thickness mm	Fits Screw	Bulk Pack Qty
16M02050080	2.2	5.0	0.8	M2	1000
16M02556080	2.7	5.6	0.8	M2.5	1000
16M03080080	3.2	8.0	0.8	M3	1000
16M03580080	3.7	8.0	0.8	M3.5	1000
16M04080200	4.3	8.0	2.0	M4	1000
16M04090080	4.3	9.0	0.8	M4	1000
16M05011100	5.3	11.0	1.0	M5	1000

Item No.	ID mm	OD mm	Thickness mm	Fits Screw	Bulk Pack Qty
16M06012150	6.4	12.0	1.5	M6	1000
16M08018200	8.4	18.0	2.0	M8	500
16M08525200	8.5	25.0	2.0	M8.5	500
16M08535110	8.5	35.0	1.1	M8	1000
16M10022250	10.5	22.0	2.5	M10	500
16M12025200	13.4	25.1	2.5	M12	500
16M12034250	13.4	33.6	3.1	M12	1000
16M70074500	70.0	74.5	5.0	M64	1000

**MFW/17M34815 Series**  
**DIN 34815 / 125 Nylon Flat Washers**



Specifications:

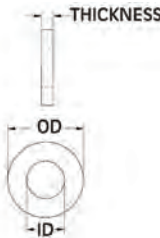
- Material: UL94 V-2 Nylon 6/6
- Color: See Table

Features:

- Conforms to DIN 34815 / DIN 125

Item No.	ID mm	OD mm	Thickness mm	Fits Screw	Bulk Pack Qty	
Natural	Black	mm	mm			
MFW010A	—	2.2	5.0	0.3	M2	1000
MFW020A	—	2.7	6.0	0.5	M2.5	1000
MFW030A	MFW030B	3.2	7.0	0.5	M3	1000
MFW040A	—	3.7	8.0	0.5	M3.5	1000
17M04DIN34815	17M04DIN34815B	4.3	9.0	0.8	M4	1000
17M05DIN34815	17M05DIN34815B	5.3	10.0	1.0	M5	1000
17M06DIN34815	17M06DIN34815B	6.4	12.0	1.6	M6	1000
17M08DIN34815	17M08DIN34815B	8.4	16.0	1.6	M8	1000
17M10DIN34815	17M10DIN34815B	10.5	20.0	2.0	M10	1000
17M12DIN34815	17M12DIN34815B	13.0	24.0	2.5	M12	500
MFW110A	—	15.0	30.0	3.0	M14	1000
17M16DIN34815	17M16DIN34815B	17.0	30.0	3.0	M16	1000
MFW130A	—	19.0	34.0	3.0	M18	250
17M20DIN34815	17M20DIN34815B	21.0	37.0	3.0	M20	500
MFW150A	—	25.0	44.0	4.0	M22	250
MFW160A	—	28.0	50.0	4.0	M24	250
MFW170A	—	31.0	56.0	4.0	M27	250
MFW180A	—	37.0	66.0	5.0	M30	250
MFW190A	—	40.0	72.0	6.0	M36	250

**17M34816 Series**  
**DIN 34816 / 9021 Nylon Flat Washers**



Specifications:

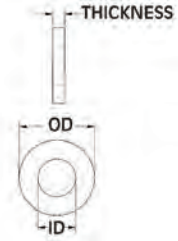
- Material: UL94 V-2 Nylon 6/6
- Color: Natural

Features:

- Conforms to DIN 34816 / DIN 9021

Item No.	ID mm	OD mm	Thickness mm	Fits Screw	Bulk Pack Qty
17M03DIN34816	3.2	9.0	0.9	M3	1000
17M04DIN34816	4.3	12.0	1.1	M4	1000
17M05DIN34816	5.3	15.0	1.4	M5	1000
17M06DIN34816	6.4	18.0	1.8	M6	1000
17M08DIN34816	8.4	24.0	2.2	M8	500
17M10DIN34816	10.5	30.0	2.7	M10	1000
17M12DIN34816	13.0	37.0	3.3	M12	500
17M16DIN34816	17.0	50.0	3.3	M16	1000



**PLASTIC WASHERS****185 Series  
PEEK® Flat Washers**

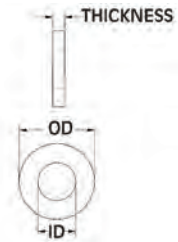
## Specifications:

- Material: UL94 V-0 PEEK®
- Color: Light Brown

## Features:

- Heat Resistant up to 350°F
- Excellent mechanical and chemical resistance

Item No.	ID		OD		Thickness		Fits Screw		Bulk Pack Qty
	in	mm	in	mm	in	mm	Imperial	Metric	
185020070409	0.106	2.7	0.236	6.0	0.020	0.5	#3	M2.5	250
185030070409	0.126	3.2	0.276	7.0	0.020	0.5	#5	M3	250
185040070409	0.169	4.3	0.354	9.0	0.031	0.8	#8	M4	250
185050070409	0.209	5.3	0.394	10.0	0.039	1.0	#10	M5	250
185060070409	0.252	6.4	0.492	12.5	0.063	1.6	1/4	M6	250
185080070409	0.331	8.4	0.669	17.5	0.063	1.6	5/16	M8	100
185100070409	0.413	10.5	0.827	21.0	0.079	2.0	3/8	M10	100

**173 Series  
Polycarbonate Flat Washer**

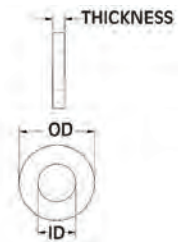
## Specifications:

- Material: Polycarbonate
- Color: Clear

## Features:

- High transparency

Item No.	ID		OD		Thickness		Fits Screw		Bulk Pack Qty
	in	mm	in	mm	in	mm	Imperial	Metric	
173000200022	0.083	2.1	0.157	4.0	0.020	0.5	#2	M2	100
173002600022	0.106	2.7	0.236	6.0	0.020	0.5	#3	M2.5	100
173000300022	0.160	3.3	0.315	8.0	0.031	0.8	#5	M3	100
173000400022	0.177	4.5	0.394	10.0	0.031	0.8	#8	M4	100
173000500022	0.217	5.5	0.472	12.0	0.039	1.0	#12	M5	100
173000600022	0.256	6.5	0.512	13.0	0.063	1.6	1/4	M6	100
173000800022	0.335	8.5	0.709	18.0	0.063	1.6	5/16	M8	100

**032/033 Series  
PVC Flat Washer**

## Specifications:

- Material: PVC
- Color: Black

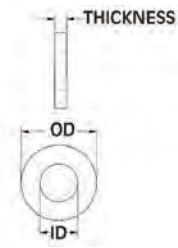
## Features:

- Moisture resistant
- Abrasion resistant

Item No.	ID		OD		Thickness		Fits Screw		Bulk Pack Qty
	in	mm	in	mm	in	mm	Imperial	Metric	
032030011407	0.126	3.2	0.354	9.0	0.059	1.5	#5	M3	1000
032040011407	0.169	4.3	0.472	12.0	0.055	1.4	#8	M4	1000
032050011407	0.209	5.3	0.591	15.0	0.059	1.5	#10	M5	500
032060011407	0.252	6.4	0.709	18.2	0.079	2.0	1/4	M6	500
032080011407	0.331	8.4	0.984	25.0	0.098	2.5	5/16	M8	500
032100011407	0.413	10.5	1.181	30.0	0.118	3.0	3/8	M10	250
032120011407	0.512	13.0	1.575	40.0	0.118	3.0	1/2	M13	100
033030011407	0.126	3.2	0.591	15.0	0.059	1.5	#5	M3	500
033040011407	0.169	4.3	0.709	18.0	0.079	2.0	#8	M4	500
033050011407	0.209	5.3	0.984	25.0	0.098	2.5	#10	M5	500
033060011407	0.252	6.4	1.181	30.0	0.118	3.0	1/4	M6	100
033080011407	0.331	8.4	1.575	40.0	0.118	3.0	5/16	M8	100



### 585 Series Polypropylene Flat Washer



#### Specifications:

- Material: Polypropylene
- Color: Natural

#### Features:

- Excellent chemical resistance
- Moisture resistant

Item No.	ID		Ø		Thickness		Fits Screw		Bulk Pack Qty
	in	mm	in	mm	in	mm	Imperial	Metric	
585010000011	0.169	4.3	0.354	9.0	0.031	0.8	#8	M4	100
585020000011	0.209	5.3	0.394	10.0	0.039	1.0	#10	M5	100
585030000011	0.252	6.4	0.472	12.0	0.063	1.6	1/4	M6	100
585040000011	0.331	8.4	0.630	16.0	0.063	1.6	5/16	M8	100
585060000011	0.413	10.5	0.787	20.0	0.079	2.0	3/8	M10	100
585050000011	0.512	13.0	0.945	24.0	0.098	2.5	1/2	M12	100

### RWM Series Metric Retaining Washers

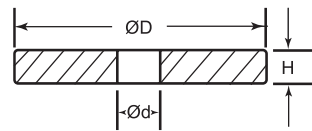


#### Specifications:

- Material: Nylon
- Color: Natural


#### Features:

- Designed to grip outside of screw shank
- Easily slides on to the screw but is retained by the screw once assembled
- Ideal for applications requiring pre-assembly of the screw and washer



Item No.	Screw Size	Ø D		Ø d		H		Bulk Pack Qty
		mm	mm	mm	mm	mm	mm	
RWM050A	M2	5.0	2.7	1.5	1000			
RWM100A	M3	9.0	3.2	1.5	1000			
RWM150A	M3	5.5	3.2	2.2	1000			
RWM200A	M4	7.0	4.3	2.3	1000			
RWM250A	M4	12.0	4.3	1.4	1000			
RWM300A	M5	11.5	5.3	1.4	1000			
RWM350A	M5	8.5	5.3	2.8	1000			
RWM400A	M6	18.0	6.4	2.0	1000			
RWM450A	M6	10.0	6.4	2.8	500			
RWM500A	M8	13.0	8.4	2.8	500			
RWM550A	M10	21.0	10.5	2.5	500			

### 015 Series Retaining Polyethylene Washer

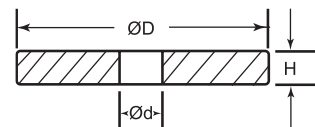


#### Specifications:

- Material: Polyethylene
- Color: See Table

#### Features:

- Designed to grip outside of screw shank
- Easily slides on to the screw but is retained by the screw once assembled
- Ideal when pre-assembly of the screw and washer is required
- Reduces assembly time and cost



Item No	Screw Size			Ø D		Ø d		H		Bulk Pack Qty	
	Red	Grey	Blue	Imperial	Metric	in	mm	in	mm		
015002500503	015102500203	015202508703	#3	M2.5	0.256	6.5	0.106	2.7	0.043	1.1	1000
015005000503	015105000203	015205008703	#10	M5	0.433	11.0	0.209	5.3	0.051	1.3	1000
015006000503	015106000203	015206008703	1/4	M6	0.472	12.0	0.252	6.4	0.063	1.6	500
015008000503	015108000203	015208008703	5/16	M7	0.669	17.0	0.331	8.4	0.079	2.0	500
—	015102500203	015210008703	3/8	M10	0.709	18.0	0.413	10.5	0.059	1.5	500



## PLASTIC WASHERS

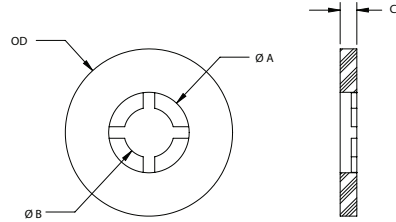
16FWRT Series  
Retaining Flat Washers

## Specifications:

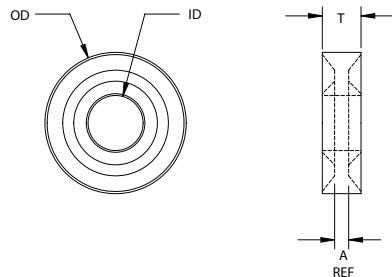
- Material: UL94 V-2 Nylon 6/6
- Color: Natural

## Features:

- ID designed to grip the outside of the screw shank
- Washer slides onto the screw easily, but is retained on the screw
- For use in applications requiring pre-assembly of the screw and washer
- Reduces final assembly cost



Item No.	Screw Size	Ø A		OD		C		Ø B		Bulk Pack Qty
		in	mm	in	mm	in	mm	in	mm	
16FWRT002032	#2	0.115	2.9	0.203	5.2	0.032	0.8	0.078	2.0	1000
16FWRT002062	#2	0.115	2.9	0.203	5.2	0.062	1.6	0.078	2.0	1000
16FWRT004032	#4	0.156	4.0	0.266	6.8	0.032	0.8	0.102	2.6	1000
16FWRT004050	#4	0.156	4.0	0.250	6.4	0.050	1.3	0.102	2.6	1000
16FWRT004062	#4	0.156	4.0	0.266	6.8	0.062	1.6	0.102	2.6	1000
16FWRT004125	#4	0.156	4.0	0.266	6.8	0.125	3.2	0.102	2.6	1000
16FWRT006032	#6	0.198	5.0	0.328	8.3	0.032	0.8	0.128	3.3	1000
16FWRT006062	#6	0.198	5.0	0.328	8.3	0.062	1.6	0.128	3.3	1000
16FWRT007062	#7	0.375	9.5	0.750	19.1	0.062	1.6	0.215	5.5	500
16FWRT007062A	#7	0.375	9.5	1.000	25.4	0.062	1.6	0.215	5.5	250
16FWRT008045	#8	0.218	5.5	0.453	11.5	0.045	1.1	0.135	3.4	1000
16FWRT008032	#8	0.235	6.0	0.391	9.9	0.032	0.8	0.152	3.9	1000
16FWRT008032A	#8	0.235	6.0	0.390	9.9	0.032	0.8	0.135	3.4	1000
16FWRT008032C	#8	0.235	6.0	0.328	8.3	0.032	0.8	0.152	3.9	1000
16FWRT008062	#8	0.235	6.0	0.391	9.9	0.062	1.6	0.152	3.9	1000
16FWRT010059	#10	0.275	7.0	0.787	20.0	0.059	1.5	0.177	4.5	500
16FWRT010032	#10	0.277	7.0	0.453	11.5	0.032	0.8	0.177	4.5	1000
16FWRT010055	#10	0.277	7.0	0.400	10.2	0.055	1.4	0.177	4.5	1000
16FWRT010062	#10	0.277	7.0	0.453	11.5	0.062	1.6	0.177	4.5	1000
16FWRT010062A	#10	0.277	7.0	0.500	12.7	0.062	1.6	0.177	4.5	1000
16FWRT010062C	#10	0.277	7.0	0.630	16.0	0.062	1.6	0.177	4.5	1000
16FWRT250032A	1/4	0.344	8.7	0.500	12.7	0.032	0.8	0.234	5.9	1000
16FWRT250032	1/4	0.375	9.5	0.594	15.1	0.032	0.8	0.234	5.9	1000
16FWRT250062	1/4	0.375	9.5	0.594	15.1	0.062	1.6	0.234	5.9	1000
16FWRT250062C	1/4	0.375	9.5	1.500	38.1	0.062	1.6	0.234	5.9	1000
16FWRT250062E	1/4	0.375	9.5	0.616	15.6	0.062	1.6	0.234	5.9	1000
16FWRT250062A	1/4	0.450	11.4	1.500	38.1	0.062	1.6	0.234	5.9	1000
16FWRT312032	5/16	0.470	11.9	0.734	18.7	0.032	0.8	0.292	7.4	1000
16FWRT312062	5/16	0.470	11.9	0.734	18.7	0.062	1.6	0.292	7.4	1000
16FWRT375062A	3/8	0.563	14.3	1.260	32.0	0.062	1.6	0.350	8.9	1000
16FWRT375032	3/8	0.564	14.3	0.891	22.6	0.032	0.8	0.350	8.9	1000
16FWRT375062	3/8	0.564	14.3	0.891	22.6	0.062	1.6	0.350	8.9	500
16FWRT375062C	3/8	0.564	14.3	0.734	18.7	0.062	1.6	0.350	8.9	1000
16FWRT437032	7/16	0.570	14.5	1.031	26.2	0.032	0.8	0.410	10.4	500
16FWRT437062	7/16	0.570	14.5	1.031	26.2	0.062	1.6	0.410	10.4	500
16FWRT500032	1/2	0.690	17.5	1.125	28.6	0.032	0.8	0.468	11.9	500
16FWRT500062	1/2	0.690	17.5	1.125	28.6	0.062	1.6	0.468	11.9	500
16FWRT875062	7/8	0.940	23.9	1.344	34.1	0.062	1.6	0.825	21.0	250
16FWRT999062	1	1.070	27.2	1.385	35.2	0.062	1.6	0.970	24.6	250

16SRRW Series  
Sealing and Retaining Washers

## Specifications:

- Material: UL94 V-2 Nylon 6/6
- Color: Natural

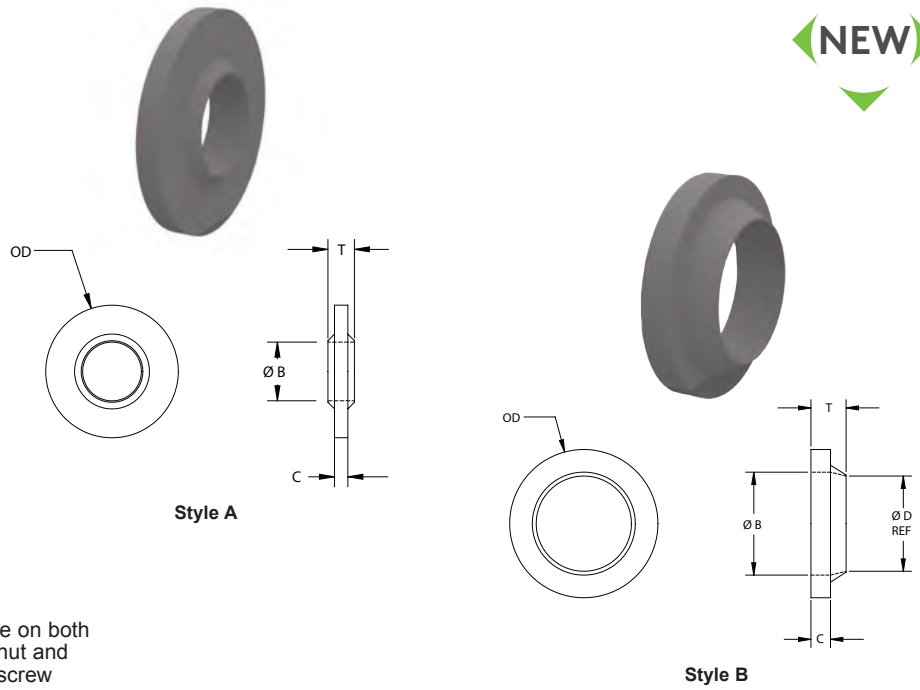
## Features:

- Allows preliminary mounting of the bolt before securing with a nut
- The tapered design retains the screw prior to assembly; it cold forms and fully enters the pitch of the screw to provide sealing

Item No.	Screw Size	ID		OD		T		A Ref		Bulk Pack Qty
		in	mm	in	mm	in	mm	in	mm	
16SRRW004209083	#4	0.125	3.2	0.321	8.2	0.088	2.2	0.032	0.8	1000
16SRRW006354150	#6	0.154	3.9	0.363	9.2	0.095	2.4	0.037	0.9	1000
16SRRW008374163	#8	0.161	4.1	0.380	9.7	0.103	2.6	0.039	1.0	1000
16SRRW010421200	#10	0.200	5.1	0.421	10.7	0.120	3.1	0.060	1.5	1000
16SRRW025500242	1/4	0.242	6.2	0.500	12.7	0.139	3.5	0.070	1.8	1000
16SRRW025500256	1/4	0.256	6.5	0.505	12.8	0.139	3.5	0.070	1.8	1000
16SRRW031637318	5/16	0.318	8.1	0.640	16.3	0.158	4.0	0.060	1.5	500
16SRRW037771381	3/8	0.381	9.7	0.775	19.7	0.177	4.5	0.070	1.8	1000
16SRRW050100504	1/2	0.504	12.8	1.000	25.4	0.197	5.0	0.079	2.0	1000



**16MLSW Series**  
Metric Locking and Sealing Washer



Specifications:

- Material: UL94 V-2 Nylon 6/6
- Color: Natural

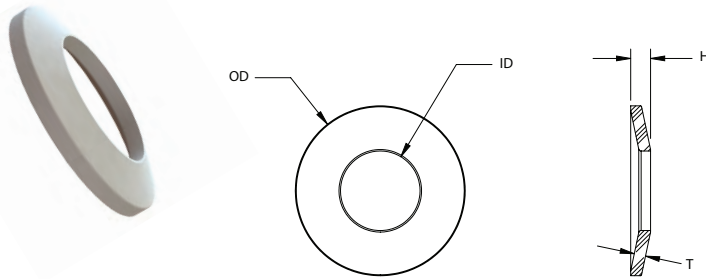
Features:

- Designed to create interference on both the outside diameter of a hex nut and on the inside diameter on the screw

Item No.	Screw Size		Style	Ø B	Ø D	Ø	C	T	Bulk Pack Qty
	Metric	Imperial		mm	mm	mm	mm	mm	
16MLSW030070070	M3	#4	A	3.1	—	7.0	0.7	1.4	1000
16MLSW040090125	M4	#8	A	4.2	—	8.9	1.3	2.8	1000
16MLSW050104140	M5	#10	A	5.2	—	10.4	1.4	3.5	1000
16MLSW060120160	M6	#12	A	6.1	—	12.0	1.6	4.0	1000
16MLSW080158210	M8	5/16	A	8.1	—	15.8	2.1	4.6	500
16MLSW100196210	M10	3/8	A	10.0	—	19.6	2.1	5.3	500
16MLSW140252250	M14	9/16	A	14.0	—	25.2	2.5	5.5	1000
16MLSW042090120	M3.5	#6	B	4.2	3.7	9.0	1.2	3.0	1000
16MLSW048100150	M4	—	B	4.8	4.1	10.0	1.5	3.2	1000
16MLSW060125150	M5	#10	B	6.3	5.0	12.5	1.5	2.8	1000
16MLSW080160160	M7	1/4	B	8.2	7.0	16.0	1.6	3.1	500
16MLSW103150200 *	R 1/8	—	B	10.3	9.5	15.0	2.0	4.0	1000
16MLSW132190250 *	R 1/4	—	B	13.2	12.2	19.0	2.5	4.5	500

\*Whitworth Tapered Pipe Thread

**17SPRING Series**  
Spring Washers



Specifications:

- Material: Acetal
- Color: Natural

Features:

- Acetal material has excellent spring properties and is light weight. It is naturally lubricated and allows use in rotating assemblies as well as under water applications
- Used to eliminate rattles, take up tolerance variables and provide accurate spacing and tension
- May be used singly, in parallel, in series or in series parallel for a wide range of deflection and load capacity

Item No.	Screw Size		ID		OD		H		T		Max Compressed Ø		Bulk Pack Qty
	Imperial	Metric	in	mm	in	mm	in	mm	in	mm	in	mm	
17SPRINGW100	#6	M3.5	0.152	3.9	0.316	8.0	0.045	1.1	0.027	0.7	0.330	8.4	1000
17SPRINGW200	#8	M4	0.173	4.4	0.297	7.5	0.046	1.2	0.028	0.8	0.310	7.9	1000
17SPRINGW300	#10	M5	0.204	5.2	0.365	9.3	0.053	1.4	0.030	0.8	0.372	9.5	1000
17SPRINGW320	#10	M5	0.235	6.0	0.416	10.6	0.062	1.6	0.035	0.9	0.430	10.9	1000
17SPRINGW360	1/4	M6	0.276	7.0	0.448	11.4	0.062	1.6	0.035	0.9	0.485	12.3	1000
17SPRINGW400	1/4	M6	0.264	6.7	0.564	14.4	0.066	1.7	0.038	1.0	0.579	14.7	1000
17SPRINGW500	5/16	M8	0.328	8.3	0.660	16.8	0.080	2.0	0.048	1.2	0.680	17.3	1000
17SPRINGW600	3/8	M10	0.451	11.5	0.848	21.5	0.095	2.4	0.055	1.4	0.865	22.0	1000
17SPRINGW650	3/8	M10	0.451	11.5	0.848	21.5	0.080	2.0	0.039	1.0	0.865	22.0	1000



## PLASTIC WASHERS

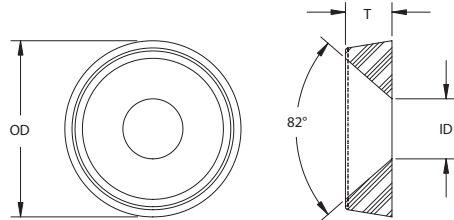
11SFW Series  
Finishing Washers

## Specifications:

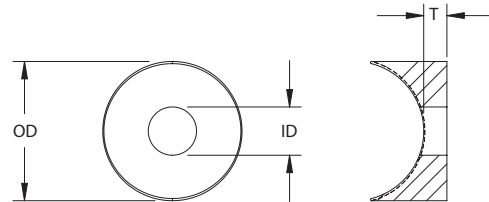
- Material: UL94 V-2 Nylon 6/6
- Color: See Table

## Features:

- These molded washers protect cabinets from scratching, cover misaligned holes, etc.
- May also be used as glides, bumpers, feet and spacers



Item No.		Screw Size	OD		ID		T		Bulk Pack Qty
Natural	Black		in	mm	in	mm	in	mm	
11SFW0006	11SFW0006B	#6	0.437	11.1	0.143	3.6	0.100	2.5	1000
11SFW0008	11SFW0008B	#8	0.510	13.0	0.171	4.3	0.115	2.9	1000
11SFW0010	11SFW0010B	#10	0.575	14.6	0.196	5.0	0.152	3.9	1000
11SFW0012	11SFW0012B	#12	0.609	15.5	0.225	5.8	0.160	4.1	1000
11SFW0025	11SFW0025B	1/4	0.683	17.4	0.260	6.6	0.180	4.6	500

13CS Series  
Coved Spacers

## Specifications:

- Material: UL94 V-2 Nylon 6/6
- Color: See Table

## Features:

- For attaching parts to rods, tubes or curved contours

Item No.		Tube Size		Screw Size	OD		ID		T		Bulk Pack Qty
Natural	Black	in	mm		in	mm	in	mm	in	mm	
13CS0001	13CS0001B	0.750	19.1	1/4	0.750	19.1	0.260	6.6	0.125	3.2	1000
13CS0002	13CS0002B	0.875	22.2	1/4	0.843	21.4	0.257	6.5	0.156	4.0	1000
13CS0003	13CS0003B	1.000	25.4	#12	0.835	21.2	0.218	5.5	0.500	12.7	1000
13CS0004	13CS0004B	1.000	25.4	1/4	1.000	25.4	0.260	6.6	0.250	6.4	1000
13CS0005	13CS0005B	1.000	25.4	5/16	1.000	25.4	0.325	8.3	0.250	6.4	1000
13CS0006	13CS0006B	1.100	27.9	1/4	1.000	25.4	0.250	6.4	0.125	3.2	1000
13CS0007	13CS0007B	1.125	28.6	3/8	0.875	22.2	0.375	9.5	0.250	6.4	1000
13CS0009	13CS0009B	1.000	25.4	5/16	0.984	25.0	0.323	8.2	0.157	4.0	1000
13CS0013	13CS0013B	1.250	31.8	3/8	1.260	32.0	0.409	10.4	0.134	3.4	1000

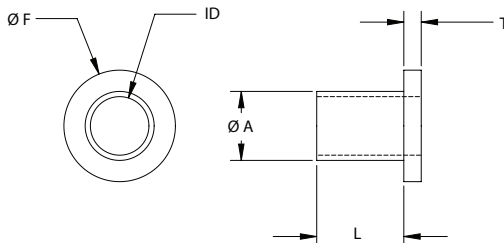
## For 90° Flat or Oval Head Screw

Item No.		Tube Size		Screw Size	OD		ID		T		Bulk Pack Qty
Natural	Black	in	mm		in	mm	in	mm	in	mm	
13CS0008	13CS0008B	0.996	25.3	5/16	0.866	22.0	0.323	8.2	0.217	5.5	1000
13CS0010	13CS0010B	1.125	28.6	1/4	0.750	19.1	0.257	6.5	0.085	2.2	1000
13CS0011	13CS0011B	1.000	25.4	3/8	0.875	22.2	0.375	9.5	0.250	6.4	1000
13CS0012	13CS0012B	0.875	22.2	5/16	0.750	19.1	0.318	8.1	0.070	1.8	1000



# SHOULDER & INSULATING WASHERS

## 10SC Series Screw Insulators



**Specifications:**

- Material: UL94 V-2 Nylon 6/6
- Color: Natural

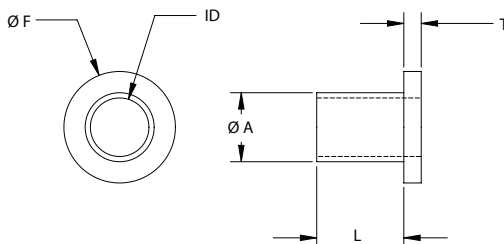
**Features:**

- Strong and corrosion resistant
- Provides electrical insulation

Item No.	Screw Size	L ID Ø A Ø F T					Bulk Pack Qty
		in	in	in	in	in	
10SC002012	#2	0.125	0.090	0.120	0.181	0.047	1000
10SC002018	#2	0.188	0.090	0.120	0.181	0.047	1000
10SC002025	#2	0.250	0.090	0.120	0.181	0.047	1000
10SC002037	#2	0.375	0.090	0.120	0.181	0.047	1000
10SC004003	#4	0.031	0.115	0.145	0.235	0.047	1000
10SC004004	#4	0.047	0.115	0.145	0.235	0.047	1000
10SC004006	#4	0.063	0.115	0.145	0.235	0.047	1000
10SC004009	#4	0.093	0.115	0.145	0.235	0.047	1000
10SC004012	#4	0.125	0.115	0.145	0.235	0.047	1000
10SC004015	#4	0.156	0.115	0.145	0.235	0.047	1000
10SC004018	#4	0.188	0.115	0.145	0.235	0.047	1000
10SC004025	#4	0.250	0.115	0.145	0.235	0.047	1000
10SC004037	#4	0.375	0.115	0.145	0.235	0.047	1000
10SC004050	#4	0.500	0.115	0.145	0.235	0.047	1000
10SC006004	#6	0.047	0.140	0.170	0.290	0.047	1000
10SC006006	#6	0.063	0.140	0.170	0.290	0.047	1000
10SC006009	#6	0.093	0.140	0.170	0.290	0.047	1000
10SC006012	#6	0.125	0.140	0.170	0.290	0.047	1000
10SC006015	#6	0.156	0.140	0.170	0.290	0.047	1000
10SC006018	#6	0.188	0.140	0.170	0.290	0.047	1000
10SC006025	#6	0.250	0.140	0.170	0.290	0.047	1000
10SC006037	#6	0.375	0.140	0.170	0.290	0.047	1000
10SC006050	#6	0.500	0.140	0.170	0.290	0.047	1000
10SC008012	#8	0.125	0.173	0.205	0.344	0.063	1000
10SC008014	#8	0.141	0.173	0.205	0.344	0.063	1000
10SC008025	#8	0.250	0.173	0.205	0.344	0.063	1000
10SC008037	#8	0.375	0.173	0.205	0.344	0.063	1000

Item No.	Screw Size	L ID Ø A Ø F T					Bulk Pack Qty
		in	in	in	in	in	
10SC008050	#8	0.500	0.173	0.205	0.344	0.063	500
10SC008062	#8	0.625	0.173	0.205	0.344	0.063	500
10SC008075	#8	0.750	0.173	0.205	0.344	0.063	500
10SC010006	#10	0.063	0.200	0.260	0.399	0.063	1000
10SC010014	#10	0.141	0.200	0.260	0.399	0.063	1000
10SC010018	#10	0.188	0.200	0.260	0.399	0.063	1000
10SC010025	#10	0.250	0.200	0.260	0.399	0.063	1000
10SC010037	#10	0.375	0.200	0.260	0.399	0.063	1000
10SC010050	#10	0.500	0.200	0.260	0.399	0.063	1000
10SC010056	#10	0.563	0.200	0.260	0.399	0.063	500
10SC010062	#10	0.625	0.200	0.260	0.399	0.063	500
10SC010075	#10	0.750	0.200	0.260	0.399	0.063	500
10SC250012	1/4	0.125	0.260	0.312	0.513	0.063	1000
10SC250014	1/4	0.141	0.260	0.312	0.513	0.063	1000
10SC250018	1/4	0.188	0.260	0.312	0.513	0.063	500
10SC250032	1/4	0.250	0.260	0.312	0.513	0.031	500
10SC250025	1/4	0.250	0.260	0.312	0.513	0.063	500
10SC250037	1/4	0.375	0.260	0.312	0.513	0.063	500
10SC250050	1/4	0.500	0.260	0.312	0.513	0.063	500
10SC250062	1/4	0.625	0.260	0.312	0.513	0.063	500
10SC250075	1/4	0.750	0.260	0.312	0.513	0.063	500
10SC312012	5/16	0.125	0.320	0.360	0.620	0.063	500
10SC312025	5/16	0.250	0.320	0.360	0.620	0.063	1000
10SC312037	5/16	0.375	0.320	0.360	0.620	0.063	500
10SC312050	5/16	0.500	0.320	0.360	0.620	0.063	500
10SC312062	5/16	0.625	0.320	0.360	0.620	0.063	1000

## 10SCM Metric Screw Insulators



**Specifications:**

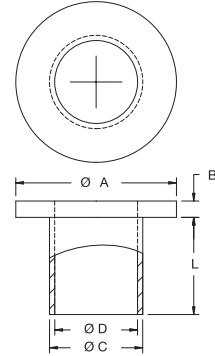

- Material: UL94 V-2 Nylon 6/6
- Color: Natural

Item No.	Screw Size	L ID Ø A Ø F T					Bulk Pack Qty
		mm	mm	mm	mm	mm	
10SCM002003	M2	3.0	2.1	3.0	4.2	1.0	1000
10SCM002004	M2	4.0	2.1	3.0	4.2	1.0	1000
10SCM002005	M2	5.0	2.1	3.0	4.2	1.0	1000
10SCM002006	M2	6.0	2.1	3.0	4.2	1.0	1000
10SCM003001	M3	1.0	3.1	4.0	6.2	1.0	1000
10SCM003002	M3	2.0	3.1	4.0	6.2	1.0	1000
10SCM003003	M3	3.0	3.1	4.0	6.2	1.0	1000
10SCM003004	M3	4.0	3.1	4.0	6.2	1.0	1000
10SCM003005	M3	5.0	3.1	4.0	6.2	1.0	1000
10SCM003006	M3	6.0	3.1	4.0	6.2	1.0	1000
10SCM003007	M3	7.0	3.1	4.0	6.2	1.0	1000
10SCM003008	M3	8.0	3.1	4.0	6.2	1.0	1000
10SCM003009	M3	9.0	3.1	4.0	6.2	1.0	1000
10SCM003010	M3	10.0	3.1	4.0	6.2	1.0	1000
10SCM004003	M4	3.0	4.1	6.0	8.4	1.5	1000
10SCM004004	M4	4.0	4.1	6.0	8.4	1.5	1000
10SCM004005	M4	5.0	4.1	6.0	8.4	1.5	1000

Item No.	Screw Size	L ID Ø A Ø F T					Bulk Pack Qty
		mm	mm	mm	mm	mm	
10SCM004007	M4	7.0	4.1	6.0	8.4	1.5	1000
10SCM004009	M4	9.0	4.1	6.0	8.4	1.5	1000
10SCM005003	M5	3.0	5.1	7.0	10.2	2.0	1000
10SCM005004	M5	4.0	5.1	7.0	10.2	2.0	1000
10SCM005005	M5	5.0	5.1	7.0	10.2	2.0	1000
10SCM005007	M5	7.0	5.1	7.0	10.2	2.0	1000
10SCM005009	M5	9.0	5.1	7.0	10.2	2.0	1000
10SCM006004	M6	4.0	6.1	8.0	12.2	2.0	500
10SCM006006	M6	6.0	6.1	8.0	12.2	2.0	500
10SCM006008	M6	8.0	6.1	8.0	12.2	2.0	1000
10SCM006010	M6	10.0	6.1	8.0	12.2	2.0	500
10SCM006012	M6	12.0	6.1	8.0	12.2	2.0	500
10SCM008004	M8	4.0	8.1	10.0	14.2	2.5	500
10SCM008006	M8	6.0	8.1	10.0	14.2	2.5	500
10SCM008008	M8	8.0	8.1	10.0	14.2	2.5	500
10SCM008010	M8	10.0	8.1	10.0	14.2	2.5	500
10SCM008012	M8	12.0	8.1	10.0	14.2	2.5	1000



## SHOULDER &amp; INSULATING WASHERS

MNI Series  
Screw Insulator

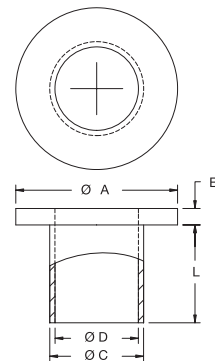
## Specifications:

- Material: UL94 V-2 Nylon 6/6
- Color: Natural

## Features:

- Used as a screw insulator and in many bushing applications
- Lightweight
- Resistant to corrosion and abrasion
- High dielectric strength

Item No.	Fits Screw		L		Ø A		B		Ø C		Ø D		Bulk Pack Qty
	Imperial	Metric	in	mm	in	mm	in	mm	in	mm	in	mm	
MNI-2-2	#2	M2	0.031	0.8	0.181	4.6	0.047	1.2	0.120	3.0	0.090	2.3	1000
MNI-2-4	#2	M2	0.063	1.6	0.181	4.6	0.047	1.2	0.120	3.0	0.090	2.3	1000
MNI-4-5	#4	M2.5	0.084	2.1	0.252	6.4	0.047	1.2	0.140	3.6	0.115	2.9	1000
MNI-5-3	#5	M3	0.051	1.3	0.370	9.4	0.047	1.2	0.236	6.0	0.128	3.3	1000
MNI-6-4	#6	M3.5	0.063	1.6	0.290	7.4	0.047	1.2	0.170	4.3	0.140	3.6	1000
MNI-6-16	#6	M3.5	0.250	6.4	0.290	7.4	0.047	1.2	0.170	4.3	0.140	3.6	1000
MNI-8-2	#8	M4	0.031	0.8	0.344	8.7	0.063	1.6	0.205	5.2	0.173	4.4	1000
MNI-8-4	#8	M4	0.063	1.6	0.344	8.7	0.063	1.6	0.205	5.2	0.173	4.4	1000
MNI-8-6	#8	M4	0.093	2.4	0.344	8.7	0.063	1.6	0.205	5.2	0.173	4.4	1000
MNI-8-12	#8	M4	0.187	4.7	0.344	8.7	0.063	1.6	0.205	5.2	0.173	4.4	1000
MNI-10-4	#10	M5	0.063	1.6	0.399	10.1	0.063	1.6	0.260	6.6	0.200	5.1	1000
MNI-10-6	#10	M5	0.093	2.4	0.399	10.1	0.063	1.6	0.260	6.6	0.200	5.1	1000
MNI-10-8	#10	M5	0.125	3.2	0.399	10.1	0.063	1.6	0.260	6.6	0.200	5.1	1000
MNI1/4-6	1/4	M6	0.093	2.4	0.513	13.0	0.065	1.7	0.312	7.9	0.260	6.6	1000
MNI5/16-6	5/16	M8	0.093	2.4	0.620	15.7	0.063	1.6	0.360	9.1	0.320	8.1	1000
MNI5/16-12	5/16	M8	0.187	4.7	0.620	15.7	0.063	1.6	0.360	9.1	0.320	8.1	1000
MNI5/16-16	5/16	M8	0.250	6.4	0.620	15.7	0.063	1.6	0.360	9.1	0.320	8.1	1000
MNI-M2.5-1.3	#2	M2.5	0.051	1.3	0.248	6.3	0.047	1.2	0.138	3.5	0.114	2.9	1000
MNI-M2.5-3.6	#2	M2.5	0.142	3.6	0.280	7.1	0.059	1.5	0.150	3.8	0.110	2.8	1000
MNIM3-1.0	#4	M3	0.039	1.0	0.280	7.1	0.039	1.0	0.150	3.8	0.122	3.1	1000
MNI-M3-1.3	#4	M3	0.051	1.3	0.347	8.8	0.047	1.2	0.236	6.0	0.126	3.2	1000
MNIM3-2.5	#4	M3	0.098	2.5	0.280	7.1	0.039	1.0	0.150	3.8	0.122	3.1	1000
MNIM3-3.5	#4	M3	0.137	3.5	0.280	7.1	0.039	1.0	0.150	3.8	0.122	3.1	1000

MNI-HT Series  
High Temperature Screw Insulator

## Specifications:

- Material: UL94 V-0 Glass Filled Polyphenylene Sulfide
- Color: Black

## Features:

- Temperature: up to 428°F (220°C)

Item No.	Fits Screw		L		Ø A		B		Ø C		Ø D		Bulk Pack Qty
	Imperial	Metric	in	mm	in	mm	in	mm	in	mm	in	mm	
MNI-HT-4-2	#4	M3	0.031	0.8	0.280	7.1	0.047	1.2	0.145	3.7	0.118	3.0	1000
MNI-HT-4-220	#4	M3	0.032	0.8	0.215	5.5	0.040	1.0	0.135	3.4	0.116	2.9	1000
MNI-HT-10-6	#10	M4.5	0.093	2.4	0.399	10.0	0.063	1.6	0.260	6.6	0.200	5.1	1000

## SHOULDER &amp; INSULATING WASHERS


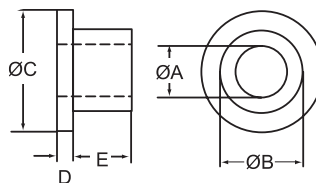

**FB / FBM Series  
Flanged Bushings**

**Specifications:**

- Material: Nylon
- Color: Natural

**Features:**

- Suitable for light-load bearings or bushing
- Will not rust, corrode or deteriorate
- Acts as an electrical insulator by preventing metal-to-metal contact
- Low-friction coefficient
- Can be used as a locator, sleeve, liner or glide


**Imperial**

Item No.	Ø A		Ø B		Ø C		D		E		Bulk Pack Qty
	in	mm	in	mm	in	mm	in	mm	in	mm	
FB1080A	0.190	4.8	0.343	8.7	0.875	22.2	0.140	3.6	0.141	3.6	2500
FB1090A	0.190	4.8	0.375	9.5	0.500	12.7	0.113	2.9	0.325	8.3	4000
FB1120A	0.196	5.0	0.300	7.6	0.500	12.7	0.125	3.2	0.375	9.5	2000
FB1150A	0.196	5.0	0.344	8.7	0.500	12.7	0.187	4.7	0.407	10.3	4000
FB1170A	0.219	5.6	0.315	8.0	0.562	14.3	0.082	2.1	0.137	3.5	18000
FB1200A	0.253	6.4	0.440	11.2	0.937	23.8	0.125	3.2	0.165	4.2	1000
FB1250A	0.255	6.5	0.372	9.4	0.550	14.0	0.062	1.6	0.522	13.3	1000
FB1260A	0.255	6.5	0.375	9.5	0.635	16.1	0.062	1.6	0.213	5.4	5000
FB1270A	0.255	6.5	0.490	12.4	0.750	19.1	0.090	2.3	0.110	2.8	4500
FB1280A	0.258	6.6	0.317	8.1	0.562	14.3	0.062	1.6	0.313	8.0	6000
FB1370A	0.316	8.0	0.365	9.3	0.568	14.4	0.065	1.7	0.385	9.8	5000
FB1430A	0.375	9.5	0.469	11.9	0.687	17.4	0.078	2.0	0.094	2.4	4000
FB1440A	0.375	9.5	0.500	12.7	0.625	15.9	0.062	1.6	0.253	6.4	9000
FB1460A	0.375	9.5	0.500	12.7	0.745	18.9	0.062	1.6	0.750	19.1	5000
FB1480A	0.375	9.5	0.505	12.8	0.750	19.1	0.200	5.1	0.500	12.7	2000
FB1510A	0.383	9.7	0.500	12.7	0.750	19.1	0.125	3.2	0.360	9.1	3000
FB1530A	0.380	9.7	0.625	15.9	1.125	28.6	0.125	3.2	0.250	6.4	4000
FB1550A	0.385	9.8	0.625	15.9	0.750	19.1	0.094	2.4	0.500	12.7	6000
FB1600A	0.510	13.0	0.625	15.9	0.875	22.2	0.125	3.2	0.375	9.5	6000
FB1620A	0.750	19.1	0.875	22.2	1.125	28.6	0.062	1.6	0.313	8.0	4250
FB1640A	0.760	19.3	1.000	25.4	1.375	34.9	0.125	3.2	0.312	7.9	2500
FB1650A	0.765	19.4	0.875	22.2	1.125	28.6	0.125	3.2	0.750	19.1	2000
FB1660A	1.000	25.4	1.250	31.8	1.328	33.7	0.125	3.2	0.625	15.9	1300

**Metric**

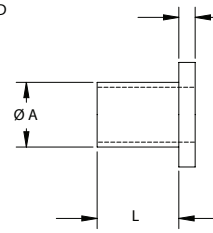
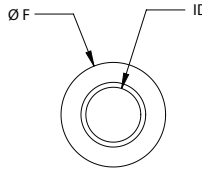
Item No.	A		B		C		D		E		Bulk Pack Qty
	in	mm	in	mm	in	mm	in	mm	in	mm	
FBM1000A	0.197	5.0	0.315	8.0	0.433	11.0	0.079	2.0	0.315	8.0	1000
FBM1010A	0.236	6.0	0.354	9.0	0.472	12.0	0.079	2.0	0.157	4.0	1000
FBM1020A	0.236	6.0	0.394	10.0	0.591	15.0	0.059	1.5	0.276	7.0	1000
FBM1030A	0.315	8.0	0.433	11.0	0.630	16.0	0.079	2.0	0.433	11.0	1000
FBM1040A	0.315	8.0	0.472	12.0	0.630	16.0	0.079	2.0	0.157	4.0	1000
FBM1050A	0.315	8.0	0.551	14.0	0.787	20.0	0.079	2.0	0.315	8.0	1000
FBM1060A	0.394	10.0	0.472	12.0	0.630	16.0	0.079	2.0	0.157	4.0	1000
FBM1070A	0.394	10.0	0.512	13.0	0.709	18.0	0.079	2.0	0.236	6.0	1000
FBM1080A	0.394	10.0	0.512	13.0	0.709	18.0	0.118	3.0	0.512	13.0	1000
FBM1090A	0.394	10.0	0.551	14.0	0.787	20.0	0.079	2.0	0.315	8.0	1000
FBM1100A	0.394	10.0	0.630	16.0	0.827	21.0	0.079	2.0	0.315	8.0	1000
FBM1110A	0.472	12.0	0.551	14.0	0.787	20.0	0.079	2.0	0.315	8.0	1000
FBM1120A	0.472	12.0	0.630	16.0	0.827	21.0	0.079	2.0	0.315	8.0	1000
FBM1130A	0.472	12.0	0.630	16.0	0.827	21.0	0.118	3.0	0.630	16.0	1000
FBM1150A	0.709	18.0	0.866	22.0	1.181	30.0	0.118	3.0	0.866	22.0	1000
FBM1160A	0.984	25.0	1.181	30.0	1.457	37.0	0.118	3.0	1.063	27.0	1000
FBM1170A	1.102	28.0	1.299	33.0	1.575	40.0	0.118	3.0	1.181	30.0	750





# SHOULDER & INSULATING WASHERS

## 12SWS Series Shoulder Washers



Specifications:

- Material: UL94 V-2 Nylon 6/6
- Color: Natural

Features:

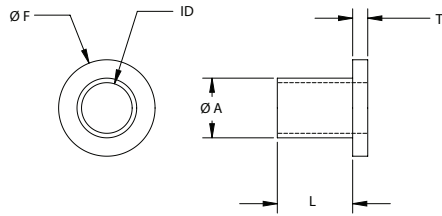
- Resistant to corrosion and many chemicals
- Insulate and reduce vibration
- Act as spacers and guides

Item No.	ID	Ø A	Ø F	T	L	Bulk Pack Qty
	in	in	in	in	in	
12SWS0179	0.024	0.120	0.181	0.046	0.075	1000
12SWS0101	0.033	0.118	0.180	0.080	0.109	1000
12SWS0102	0.035	0.118	0.160	0.041	0.111	1000
12SWS0100	0.038	0.075	0.096	0.027	0.052	1000
12SWS0180	0.045	0.120	0.181	0.047	0.075	1000
12SWS0155	0.055	0.080	0.125	0.030	0.060	1000
12SWS0476	0.055	0.087	0.300	0.035	0.052	1000
12SWS0152	0.061	0.084	0.105	0.047	0.047	1000
12SWS0199	0.063	0.119	0.187	0.031	0.078	1000
12SWS0201	0.063	0.119	0.187	0.031	0.188	1000
12SWS0631	0.070	0.187	0.250	0.035	0.500	1000
12SWS0151	0.075	0.114	0.197	0.031	0.125	1000
12SWS0181	0.075	0.118	0.197	0.031	0.125	1000
12SWS0190	0.075	0.118	0.197	0.031	0.281	1000
12SWS1090	0.080	0.305	0.518	0.031	0.047	1000
12SWS0183	0.085	0.125	0.182	0.078	0.031	1000
12SWS0187	0.089	0.119	0.187	0.031	0.016	1000
12SWS0189	0.090	0.119	0.187	0.030	0.020	1000
12SWS0158	0.090	0.120	0.187	0.047	0.250	1000
12SWS0408	0.090	0.120	0.235	0.032	0.250	1000
12SWS0188	0.090	0.131	0.187	0.030	0.030	1000
12SWS0467	0.091	0.126	0.312	0.063	0.062	1000
12SWS0150	0.092	0.126	0.158	0.085	0.040	1000
12SWS0195	0.093	0.120	0.195	0.031	0.062	1000
12SWS0208	0.093	0.120	0.200	0.031	0.063	1000
12SWS0156	0.093	0.122	0.228	0.031	0.031	1000
12SWS0395	0.093	0.122	0.250	0.031	0.025	1000
12SWS0203	0.093	0.125	0.208	0.031	0.109	1000
12SWS0204	0.093	0.125	0.205	0.031	0.187	1000
12SWS0202	0.093	0.125	0.205	0.031	0.078	1000
12SWS0193	0.093	0.140	0.250	0.031	0.040	1000
12SWS0251	0.093	0.154	0.250	0.031	0.031	1000
12SWS0466	0.093	0.154	0.307	0.035	0.025	1000
12SWS0414	0.093	0.158	0.281	0.093	0.125	1000
12SWS0837	0.093	0.187	0.375	0.062	0.031	1000
12SWS0607	0.093	0.215	0.292	0.063	0.063	1000
12SWS0184	0.095	0.119	0.189	0.063	0.031	1000
12SWS0154	0.095	0.120	0.208	0.031	0.093	1000
12SWS0228	0.095	0.154	0.260	0.016	0.016	1000
12SWS0225	0.095	0.187	0.250	0.047	0.672	1000
12SWS0159	0.096	0.156	0.187	0.156	0.206	1000
12SWS0446	0.097	0.160	0.312	0.047	0.016	1000
12SWS0301	0.098	0.140	0.250	0.030	0.065	1000
12SWS0186	0.098	0.140	0.228	0.039	0.088	1000
12SWS0216	0.098	0.150	0.240	0.031	0.031	1000
12SWS0410	0.100	0.114	0.250	0.047	0.031	1000
12SWS0413	0.100	0.114	0.250	0.047	0.094	1000
12SWS0217	0.100	0.138	0.228	0.047	0.031	1000
12SWS0254	0.100	0.156	0.203	0.040	0.281	1000
12SWS0396	0.102	0.140	0.250	0.047	0.040	1000
12SWS0412	0.102	0.169	0.250	0.031	0.063	1000
12SWS0309	0.105	0.132	0.234	0.046	0.040	1000
12SWS0611	0.108	0.166	0.201	0.040	0.085	1000
12SWS0213	0.109	0.138	0.200	0.032	0.046	1000
12SWS0207	0.110	0.135	0.242	0.046	0.156	1000
12SWS0391	0.110	0.140	0.279	0.042	0.072	1000
12SWS0307	0.110	0.178	0.281	0.059	0.029	1000
12SWS0405	0.111	0.124	0.250	0.047	0.016	1000
12SWS0280	0.112	0.150	0.280	0.042	0.185	1000
12SWS0634	0.112	0.300	0.350	0.016	0.172	1000
12SWS0432	0.113	0.143	0.250	0.046	0.046	1000
12SWS0308	0.113	0.150	0.245	0.062	0.018	1000
12SWS0196	0.114	0.135	0.240	0.063	0.047	1000
12SWS0402	0.114	0.138	0.240	0.062	0.046	1000
12SWS0252	0.114	0.138	0.240	0.130	0.047	1000
12SWS0475	0.114	0.150	0.312	0.045	0.100	1000
12SWS0617	0.114	0.260	0.750	0.090	0.041	1000
12SWS0246	0.115	0.134	0.240	0.047	0.027	1000
12SWS0197	0.115	0.135	0.216	0.046	0.031	1000
12SWS0211	0.115	0.135	0.218	0.046	0.031	1000
12SWS0214	0.115	0.137	0.240	0.046	0.031	1000
12SWS0436	0.115	0.139	0.240	0.046	0.031	1000
12SWS0198	0.115	0.140	0.200	0.031	0.031	1000
12SWS0218	0.115	0.140	0.242	0.046	0.125	1000
12SWS0233	0.115	0.140	0.203	0.046	0.031	1000
12SWS0428	0.115	0.140	0.242	0.046	0.109	1000
12SWS0247	0.115	0.140	0.252	0.047	0.047	1000
12SWS0443	0.115	0.140	0.252	0.047	0.156	1000
12SWS0400	0.115	0.141	0.235	0.046	0.093	1000
12SWS0411	0.115	0.143	0.250	0.031	0.062	1000
12SWS0221	0.115	0.145	0.235	0.046	0.093	1000
12SWS0401	0.115	0.145	0.235	0.046	0.250	1000
12SWS0433	0.115	0.145	0.250	0.046	0.109	1000
12SWS0222	0.115	0.145	0.235	0.047	0.125	1000
12SWS0244	0.115	0.145	0.234	0.025	0.031	1000
12SWS0245	0.115	0.145	0.235	0.250	0.093	1000
12SWS0426	0.115	0.145	0.250	0.047	0.172	1000

Item No.	ID	Ø A	Ø F	T	L	Bulk Pack Qty
	in	in	in	in	in	
12SWS0429	0.115	0.145	0.250	0.047	0.141	1000
12SWS0464	0.115	0.145	0.250	0.047	0.297	1000
12SWS0840	0.115	0.145	0.370	0.078	0.203	1000
12SWS0630	0.115	0.146	0.368	0.078	0.203	1000
12SWS0157	0.115	0.147	0.235	0.095	0.035	1000
12SWS0220	0.115	0.147	0.234	0.047	0.047	1000
12SWS0237	0.115	0.147	0.235	0.047	0.040	1000
12SWS0404	0.115	0.149	0.312	0.062	0.093	1000
12SWS0403	0.115	0.149	0.312	0.063	0.063	1000
12SWS0215	0.115	0.150	0.250	0.172	0.219	1000
12SWS0451	0.115	0.150	0.315	0.030	0.031	1000
12SWS0456	0.115	0.156	0.250	0.047	0.047	1000
12SWS0418	0.115	0.187	0.312	0.063	0.016	1000
12SWS0881	0.115	0.250	0.312	0.125	0.187	1000
12SWS0200	0.116	0.135	0.200	0.078	0.031	1000
12SWS0234	0.116	0.139	0.239	0.020	0.050	1000
12SWS0235	0.116	0.143	0.210	0.042	0.033	1000
12SWS0236	0.116	0.150	0.250	0.030	0.020	1000
12SWS0306	0.116	0.150	0.250	0.031	0.062	1000
12SWS0397	0.116	0.150	0.250	0.063	0.032	1000
12SWS0423	0.116	0.150	0.250	0.031	0.016	1000
12SWS0612	0.116	0.158	0.316	0.047	0.094	1000
12SWS0392	0.116	0.185	0.312	0.062	0.050	1000
12SWS0427	0.116	0.185	0.250	0.031	0.047	1000
12SWS0435	0.116	0.185	0.250	0.063	0.047	1000
12SWS0609	0.116	0.185	0.312	0.031	0.047	1000
12SWS0857	0.116	0.193	0.375	0.078	0.156	1000
12SWS0809	0.116	0.194	0.378	0.078	0.156	1000
12SWS0861	0.116	0.255	0.378	0.031	0.125	1000
12SWS0305	0.118	0.135	0.250	0.050	0.120	1000
12SWS0229	0.118	0.139	0.250	0.046	0.125	1000
12SWS0302	0.118	0.141	0.210	0.032	0.039	1000
12SWS0226	0.118	0.143	0.250	0.031	0.062	1000
12SWS0194	0.118	0.144	0.197	0.027	0.046	1000
12SWS0257	0.118	0.150	0.250	0.046	0.280	1000
12SWS0249	0.118	0.157	0.244	0.040	0.177	1000
12SWS0304	0.118	0.173	0.256	0.055	0.453	1000
12SWS0253	0.120	0.135	0.200	0.078	0.052	1000
12SWS0232	0.120	0.136	0.253	0.046	0.078	1000
12SWS0192	0.120	0.136	0.253	0.047	0.052	1000
12SWS0439	0.120	0.138	0.250	0.046	0.062	1000
12SWS0205	0.120	0.145	0.202	0.016	0.047	1000
12SWS0209	0.120	0.145	0.210	0.016	0.047	1000
12SWS0380	0.120	0.145	0.255	0.040	0.070	1000
12SWS0300	0.120	0.150	0.250	0.055	0.090	1000
12SWS0303	0.120	0.150	0.250	0.050	0.180	1000
12SWS0206	0.120	0.154	0.224	0.031	0.062	1000
12SWS0212	0.120	0.154	0.224	0.031	0.478	1000
12SWS0239	0.120	0.154	0.224	0.028	0.090	1000
12SWS0241	0.120	0.154	0.224	0.028	0.155	1000
12SWS0459	0.120	0.154	0.291	0.063	0.234	1000
12SWS0613	0.120	0.160	0.375	0.045	0.030	1000
12SWS0420	0.120	0.170	0.312	0.063	0.063	1000
12SWS0399	0.120	0.185	0.250	0.031	0.050	1000
12SWS0457	0.120	0.187	0.250	0.031	0.031	1000
12SWS0452	0.120	0.203	0.312	0.047	0.031	1000
12SWS0913	0.120	0.216	0.375	0.031	0.027	1000
12SWS1225	0.120	0.248	0.625	0.062	0.027	1000
12SWS0210	0.122	0.142	0.230	0.015	0.046	1000
12SWS0462	0.123	0.187	0.312	0.063	0.031	1000
12SWS0258	0.123	0.199	0.283	0.045	0.250	1000
12SWS0449	0.124	0.219	0.313	0.031	0.031	1000
12SWS0238	0.125	0.150				



## SHOULDER &amp; INSULATING WASHERS

12SWS Series (continued)  
Shoulder Washers

## Specifications:

- Material: UL94 V-2 Nylon 6/6
- Color: Natural

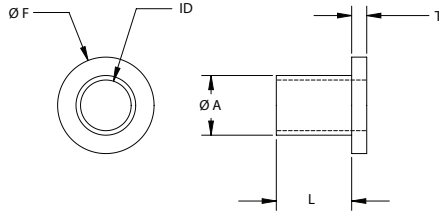

Item No.	ID	Ø A	Ø F	T	L	Bulk Pack Qty
	in	in	in	in	in	
12SWS0477	0.132	0.183	0.308	0.045	0.067	1000
12SWS0393	0.132	0.200	0.400	0.032	0.380	1000
12SWS0633	0.133	0.260	0.349	0.050	0.060	1000
12SWS0442	0.135	0.235	0.296	0.031	0.219	1000
12SWS1004	0.135	0.250	0.438	0.031	0.141	1000
12SWS0813	0.136	0.195	0.375	0.047	0.109	1000
12SWS0454	0.136	0.219	0.313	0.031	0.031	1000
12SWS0852	0.136	0.248	0.375	0.063	0.094	1000
12SWS0843	0.137	0.250	0.385	0.051	0.072	1000
12SWS0415	0.138	0.218	0.293	0.047	0.188	1000
12SWS0855	0.138	0.240	0.375	0.062	0.109	1000
12SWS1088	0.138	0.240	0.500	0.063	0.109	1000
12SWS0850	0.138	0.250	0.375	0.094	0.063	1000
12SWS0417	0.139	0.183	0.310	0.063	0.016	1000
12SWS0407	0.139	0.186	0.250	0.031	0.031	1000
12SWS2495	0.139	0.232	0.375	0.063	0.142	1000
12SWS0290	0.140	0.170	0.290	0.046	0.031	1000
12SWS0434	0.140	0.170	0.312	0.046	0.062	1000
12SWS0601	0.140	0.170	0.290	0.046	0.250	1000
12SWS0291	0.140	0.170	0.290	0.234	0.375	1000
12SWS0398	0.140	0.170	0.290	0.047	0.296	1000
12SWS0460	0.140	0.170	0.290	0.047	0.125	1000
12SWS0608	0.140	0.170	0.290	0.047	0.047	1000
12SWS0922	0.140	0.170	0.450	0.047	0.282	1000
12SWS0419	0.140	0.185	0.312	0.031	0.031	1000
12SWS0815	0.140	0.185	0.375	0.031	0.094	1000
12SWS0820	0.140	0.185	0.375	0.063	0.031	1000
12SWS0844	0.140	0.185	0.381	0.063	0.047	1000
12SWS0856	0.140	0.185	0.375	0.016	0.094	1000
12SWS1180	0.140	0.185	0.578	0.063	0.047	1000
12SWS0406	0.140	0.186	0.252	0.031	0.031	1000
12SWS0223	0.140	0.187	0.250	0.062	0.031	1000
12SWS0453	0.140	0.187	0.312	0.035	0.027	1000
12SWS0224	0.140	0.190	0.260	0.063	0.047	1000
12SWS0842	0.140	0.199	0.375	0.219	0.078	1000
12SWS0191	0.140	0.200	0.350	0.090	0.100	1000
12SWS0614	0.140	0.204	0.324	0.063	0.031	1000
12SWS0473	0.140	0.210	0.290	0.047	0.600	1000
12SWS0817	0.140	0.218	0.375	0.062	0.046	1000
12SWS1228	0.140	0.219	0.625	0.060	0.025	1000
12SWS0478	0.140	0.220	0.325	0.047	0.750	1000
12SWS0424	0.140	0.234	0.295	0.031	0.219	1000
12SWS0361	0.140	0.240	0.500	0.075	0.018	1000
12SWS0824	0.140	0.245	0.375	0.060	0.050	1000
12SWS0632	0.140	0.248	0.349	0.047	0.063	1000
12SWS0925	0.140	0.248	0.468	0.063	0.047	1000
12SWS0606	0.140	0.250	0.340	0.078	0.047	1000
12SWS0846	0.140	0.250	0.375	0.094	0.063	1000
12SWS0928	0.140	0.250	0.500	0.070	0.065	1000
12SWS0880	0.140	0.275	0.400	0.125	0.125	1000
12SWS0885	0.140	0.275	0.400	0.125	0.100	1000
12SWS0886	0.140	0.312	0.500	0.062	0.138	1000
12SWS0882	0.140	0.312	0.470	0.078	0.281	1000
12SWS0615	0.141	0.182	0.320	0.050	0.065	1000
12SWS0438	0.141	0.187	0.312	0.062	0.031	1000
12SWS0227	0.141	0.187	0.257	0.063	0.031	1000
12SWS0799	0.141	0.189	0.344	0.109	0.047	1000
12SWS0602	0.141	0.206	0.330	0.063	0.031	1000
12SWS0867	0.141	0.214	0.375	0.040	0.046	1000
12SWS0890	0.141	0.243	0.415	0.156	0.047	1000
12SWS0894	0.141	0.243	0.418	0.109	0.063	1000
12SWS0822	0.141	0.246	0.374	0.031	0.031	1000
12SWS1080	0.141	0.318	0.500	0.031	0.016	1000
12SWS1084	0.141	0.318	0.500	0.031	0.047	1000
12SWS0230	0.142	0.205	0.265	0.031	0.156	1000
12SWS0250	0.142	0.205	0.265	0.118	0.156	1000
12SWS0468	0.142	0.210	0.312	0.060	0.250	1000
12SWS0445	0.143	0.175	0.313	0.031	0.031	1000
12SWS0795	0.143	0.240	0.375	0.065	0.062	1000
12SWS0796	0.144	0.187	0.313	0.085	0.055	1000
12SWS0465	0.144	0.189	0.312	0.030	0.060	1000
12SWS0422	0.144	0.234	0.312	0.047	0.125	1000
12SWS0450	0.144	0.234	0.312	0.047	0.063	1000
12SWS0470	0.145	0.200	0.290	0.047	0.165	1000
12SWS0955	0.145	0.213	0.500	0.118	0.080	1000
12SWS1044	0.145	0.213	0.500	0.078	0.080	1000
12SWS0848	0.145	0.240	0.385	0.062	0.031	1000
12SWS0825	0.145	0.245	0.375	0.030	0.060	1000
12SWS0851	0.145	0.245	0.370	0.050	0.155	1000
12SWS0858	0.145	0.250	0.375	0.063	0.063	1000
12SWS1015	0.145	0.275	0.500	0.093	0.046	1000
12SWS0605	0.146	0.218	0.328	0.047	0.047	1000
12SWS0479	0.147	0.172	0.312	0.062	0.187	1000
12SWS0830	0.147	0.187	0.375	0.062	0.032	1000
12SWS1035	0.147	0.230	0.500	0.063	0.031	1000
12SWS0860	0.148	0.220	0.380	0.063	0.203	1000
12SWS0603	0.150	0.180	0.300	0.050	0.062	1000
12SWS0472	0.150	0.181	0.316	0.096	0.027	1000
12SWS0240	0.150	0.190	0.230	0.025	0.100	1000

Item No.	ID	Ø A	Ø F	T	L	Bulk Pack Qty
	in	in	in	in	in	
12SWS0814	0.150	0.244	0.375	0.078	0.047	1000
12SWS2564	0.150	0.250	0.750	0.062	0.250	500
12SWS0892	0.150	0.250	0.360	0.040	0.095	1000
12SWS1086	0.150	0.330	0.500	0.063	0.063	1000
12SWS3004	0.152	0.359	0.750	0.094	0.063	500
12SWS2593	0.152	0.426	0.701	0.058	0.080	1000
12SWS0835	0.155	0.245	0.377	0.050	0.050	1000
12SWS0888	0.156	0.243	0.400	0.047	0.047	1000
12SWS0900	0.156	0.245	0.428	0.063	0.031	1000
12SWS0902	0.156	0.245	0.437	0.063	0.031	1000
12SWS0430	0.156	0.250	0.315	0.062	0.187	1000
12SWS1032	0.156	0.250	0.510	0.094	0.031	1000
12SWS2500	0.156	0.250	0.510	0.094	0.031	1000
12SWS1167	0.157	0.394	0.591	0.197	0.128	1000
12SWS0625	0.159	0.223	0.340	0.063	0.373	1000
12SWS0444	0.160	0.194	0.300	0.047	0.063	1000
12SWS0604	0.160	0.194	0.300	0.047	0.125	1000
12SWS0469	0.160	0.207	0.388	0.187	0.122	1000
12SWS0463	0.163	0.229	0.312	0.046	0.050	1000
12SWS0911	0.163	0.261	0.428	0.155	0.048	1000
12SWS0480	0.164	0.242	0.310	0.037	0.100	1000
12SWS0482	0.165	0.250	0.375	0.045	0.188	1000
12SWS1036	0.165	0.250	0.500	0.078	0.016	1000
12SWS0939	0.165	0.307	0.472	0.039	0.073	1000
12SWS1104	0.165	0.364	0.522	0.039	0.071	1000
12SWS0638	0.166	0.225	0.438	0.076	0.074	1000
12SWS0971	0.166	0.250	0.500	0.040	0.085	1000
12SWS1077	0.166	0.263	0.479	0.050	0.050	1000
12SWS1176	0.166	0.316	0.545	0.075	0.335	1000
12SWS0818	0.167	0.246	0.375	0.063	0.031	1000
12SWS1016	0.167	0.250	0.500	0.125	0.437	500
12SWS0259	0.168	0.198	0.320	0.050	0.250	1000
12SWS2519	0.168	0.371	0.736	0.125	0.145	1000
12SWS0816	0.169	0.250	0.375	0.031	0.031	1000
12SWS0839	0.169	0.250	0.385	0.030	0.050	1000
12SWS1056	0.169	0.265	0.500	0.063	0.050	1000
12SWS1062	0.169	0.265	0.500	0.063	0.075	1000
12SWS1166	0.169	0.311	0.428	0.062	0.038	1000
12SWS1164	0.169	0.312	0.562	0.125	0.031	1000
12SWS0627	0.170	0.203	0.365	0.062	0.250	1000
12SWS0800	0.170	0.210	0.344	0.063	0.141	1000
12SWS0623	0.170	0.219	0.325	0.076	0.074	1000
12SWS0893	0.170	0.273	0.595	0.062	0.075	1000
12SWS2577	0.170	0.230	0.750	0.065	0.250	1000
12SWS0906	0.170	0.427	0.625	0.050	0.035	1000
12SWS0802	0.171	0.195	0.375	0.031	0.062	1000
12SWS0629	0.171	0.209	0.345	0.062	0.047	1000
12SWS0951	0.171	0.243	0.500	0.031	0.031	1000
12SWS0970	0.171	0.245	0.500	0.105	0.200	1000
12SWS1021	0.171	0.248	0.630	0.031	0.047	1000
12SWS0803	0.171	0.250	0.510	0.062	0.406	1000
12SWS0810	0.171	0.250	0.375	0.062	0.031	1000
12SWS0827	0.171	0.250	0.375	0.040	0.046	1000
12SWS0831	0.171	0.250	0.375	0.040	0.250	1000
12SWS0823	0.171	0.250	0.375	0.040	0.099	1000
12SWS1068	0.171	0.250	0.375	0.040	0.076	1000
12SWS0877	0.171	0.281	0.390	0.055	0.312	1000
12SWS1219	0.172	0.310	0.625	0.063	0.047	1000
12SWS2573	0.172	0.375	0.750	0.093	0.125	500
12SWS0628	0.173	0.205	0.345	0.062	0.375	1000
12SWS0640	0.173	0.205	0.344	0.063	0.055	1000
12SWS0637	0.173	0.205	0.344	0.063	0.093	1000
12SWS0801						



# SHOULDER & INSULATING WASHERS

## 12SWS Series (continued) Shoulder Washers



### Specifications:

- Material: UL94 V-2 Nylon 6/6
- Color: Natural

Item No.	ID in	Ø A in	Ø F in	T in	L in	Bulk Pack Qty
12SWS1028	0.189	0.250	0.500	0.062	0.249	1000
12SWS2543	0.189	0.490	0.750	0.095	0.779	500
12SWS0923	0.190	0.215	0.450	0.063	0.190	1000
12SWS1050	0.190	0.250	0.490	0.062	0.156	1000
12SWS0853	0.190	0.250	0.380	0.066	0.030	1000
12SWS1052	0.190	0.250	0.488	0.125	0.156	1000
12SWS1064	0.190	0.260	0.450	0.125	0.690	1000
12SWS2575	0.190	0.320	0.750	0.094	0.797	1000
12SWS1022	0.190	0.375	0.625	0.063	0.047	1000
12SWS3612	0.190	0.562	1.000	0.075	0.085	500
12SWS0910	0.191	0.285	0.438	0.048	0.070	1000
12SWS2499	0.191	0.312	0.513	0.062	0.375	1000
12SWS0811	0.192	0.245	0.375	0.046	0.046	1000
12SWS1066	0.193	0.246	0.625	0.045	0.175	1000
12SWS0219	0.193	0.250	0.290	0.015	0.125	1000
12SWS0832	0.193	0.257	0.375	0.035	0.043	1000
12SWS1058	0.193	0.310	0.490	0.031	0.031	1000
12SWS0914	0.193	0.312	0.440	0.094	0.043	1000
12SWS1070	0.193	0.318	0.500	0.031	0.078	1000
12SWS1082	0.193	0.318	0.500	0.031	0.047	1000
12SWS0957	0.194	0.233	0.281	0.285	0.060	1000
12SWS0363	0.194	0.240	0.437	0.062	0.031	1000
12SWS0854	0.194	0.240	0.375	0.063	0.047	1000
12SWS1031	0.194	0.248	0.500	0.062	0.050	1000
12SWS1051	0.194	0.248	0.441	0.063	0.047	1000
12SWS1067	0.194	0.254	0.502	0.054	0.316	1000
12SWS0952	0.194	0.373	0.500	0.096	0.099	1000
12SWS0901	0.194	0.375	0.437	0.040	0.093	1000
12SWS0954	0.195	0.234	0.500	0.039	0.085	1000
12SWS0879	0.195	0.236	0.385	0.060	0.380	1000
12SWS0805	0.195	0.242	0.370	0.067	0.283	1000
12SWS0889	0.195	0.250	0.450	0.125	0.420	1000
12SWS0929	0.195	0.250	0.406	0.094	0.490	1000
12SWS1063	0.195	0.250	0.450	0.125	0.480	500
12SWS1092	0.195	0.300	0.500	0.175	0.075	1000
12SWS1045	0.195	0.310	0.498	0.250	0.188	1000
12SWS1215	0.195	0.310	0.625	0.031	0.062	1000
12SWS1020	0.195	0.380	0.640	0.063	0.063	1000
12SWS0425	0.196	0.250	0.312	0.062	0.031	1000
12SWS0828	0.196	0.254	0.380	0.065	0.125	1000
12SWS0865	0.196	0.254	0.380	0.065	0.055	1000
12SWS0903	0.196	0.256	0.432	0.065	0.115	1000
12SWS0862	0.196	0.287	0.390	0.078	0.187	1000
12SWS1029	0.196	0.300	0.500	0.120	0.158	1000
12SWS0912	0.196	0.303	0.432	0.031	0.140	1000
12SWS0821	0.196	0.308	0.381	0.062	0.031	1000
12SWS0826	0.196	0.308	0.500	0.063	0.062	1000
12SWS1096	0.196	0.310	0.437	0.055	0.375	1000
12SWS0887	0.197	0.240	0.408	0.062	0.187	1000
12SWS0364	0.197	0.244	0.364	0.055	0.453	1000
12SWS0847	0.197	0.250	0.375	0.062	0.213	1000
12SWS1234	0.197	0.252	0.394	0.063	0.315	1000
12SWS0185	0.197	0.259	0.433	0.161	0.106	1000
12SWS1074	0.197	0.315	0.394	0.079	0.197	1000
12SWS3699	0.197	0.374	1.181	0.079	0.118	500
12SWS1026	0.198	0.253	0.588	0.031	0.031	1000
12SWS0833	0.199	0.243	0.375	0.031	0.050	1000
12SWS1042	0.199	0.248	0.500	0.031	0.027	1000
12SWS0895	0.199	0.274	0.437	0.062	0.050	1000
12SWS0870	0.199	0.312	0.433	0.063	0.125	1000
12SWS1001	0.200	0.260	0.399	0.062	0.375	1000
12SWS0871	0.200	0.260	0.390	0.062	0.130	1000
12SWS0876	0.200	0.260	0.390	0.062	0.075	1000
12SWS0938	0.200	0.260	0.395	0.125	0.397	1000
12SWS1236	0.200	0.260	0.398	0.123	0.249	1000
12SWS1239	0.200	0.260	0.625	0.032	0.188	1000
12SWS1102	0.200	0.280	0.750	0.100	0.050	1000
12SWS1030	0.200	0.281	0.490	0.062	0.093	1000
12SWS0872	0.200	0.281	0.422	0.050	0.160	1000
12SWS0834	0.200	0.304	0.375	0.057	0.015	1000
12SWS2590	0.200	0.305	0.745	0.085	0.018	1000
12SWS1033	0.200	0.312	0.500	0.062	0.312	500
12SWS0935	0.200	0.312	0.495	0.065	0.187	1000
12SWS3040	0.200	0.313	0.625	0.063	0.125	1000
12SWS1212	0.200	0.375	0.625	0.062	0.025	1000
12SWS0808	0.201	0.280	0.375	0.063	0.125	1000
12SWS1007	0.201	0.281	0.437	0.046	0.046	1000
12SWS0242	0.201	0.425	0.635	0.141	0.094	1000
12SWS2509	0.201	0.425	0.635	0.141	1.109	1000
12SWS0897	0.202	0.310	0.433	0.079	0.315	1000
12SWS0908	0.203	0.267	0.438	0.031	0.093	1000
12SWS1002	0.203	0.267	0.438	0.062	0.093	1000
12SWS3680	0.203	0.298	1.000	0.062	0.062	500
12SWS0863	0.203	0.313	0.390	0.078	0.078	1000
12SWS0863	0.203	0.313	0.390	0.078	0.078	1000
12SWS3563	0.205	0.306	1.000	0.125	0.080	500
12SWS1093	0.205	0.310	0.500	0.055	0.445	500
12SWS1008	0.205	0.312	0.620	0.046	0.046	500
12SWS0950	0.205	0.315	0.472	0.181	0.157	1000
12SWS1200	0.208	0.315	0.615	0.047	0.047	1000

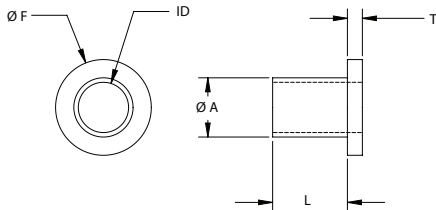
Item No.	ID in	Ø A in	Ø F in	T in	L in	Bulk Pack Qty
12SWS1061	0.215	0.250	0.488	0.125	0.156	1000
12SWS1160	0.215	0.365	0.562	0.109	0.063	1000
12SWS2101	0.215	0.365	0.562	0.062	0.062	1000
12SWS1244	0.216	0.380	0.635	0.042	0.090	1000
12SWS0915	0.217	0.244	0.413	0.315	0.138	1000
12SWS0920	0.217	0.244	0.413	0.118	0.138	1000
12SWS0616	0.218	0.250	0.320	0.039	0.126	1000
12SWS1037	0.219	0.281	0.500	0.125	0.047	1000
12SWS1207	0.219	0.281	0.625	0.040	0.163	1000
12SWS1148	0.219	0.344	0.470	0.060	0.440	1000
12SWS3020	0.219	0.495	0.740	0.130	0.305	1000
12SWS2576	0.219	0.500	0.750	0.031	0.031	500
12SWS3613	0.219	0.740	1.000	0.090	0.080	500
12SWS0896	0.220	0.240	0.408	0.062	0.187	1000
12SWS1238	0.220	0.255	0.750	0.120	0.250	500
12SWS0812	0.220	0.260	0.375	0.031	0.094	1000
12SWS0873	0.221	0.256	0.394	0.039	0.126	1000
12SWS0878	0.221	0.256	0.394	0.030	0.126	1000
12SWS0884	0.221	0.275	0.394	0.030	0.126	1000
12SWS1079	0.222	0.270	0.500	0.167	0.122	1000
12SWS0874	0.223	0.303	0.390	0.025	0.139	1000
12SWS0904	0.225	0.282	0.437	0.062	0.375	1000
12SWS0807	0.227	0.300	0.359	0.060	0.046	1000
12SWS0864	0.230	0.299	0.395	0.078	0.109	1000
12SWS0918	0.230	0.310	0.450	0.016	0.047	1000
12SWS2534	0.234	0.282	0.745	0.031	0.187	500
12SWS1101	0.234	0.282	0.500	0.031	0.093	1000
12SWS1003	0.234	0.282	0.745	0.031	0.188	1000
12SWS1103	0.236	0.291	0.591	0.039	0.157	1000
12SWS0804	0.236	0.315	0.355	0.020	0.177	1000
12SWS3041	0.240	0.313	0.625	0.063	0.250	1000
12SWS3042	0.240	0.313	0.625	0.063	0.125	1000
12SWS0921	0.240	0.315	0.480	0.079	0.236	1000
12SWS0927	0.240	0.315	0.480	0.079	0.404	1000
12SWS0937	0.240	0.315	0.480	0.197	0.472	1000
12SWS0940	0.240	0.315	0.483	0.059	0.157	1000
12SWS1249	0.244	0.433	0.630	0.039	0.126	1000
12SWS1237	0.244	0.490	0.608	0.039	0.152	1000
12SWS1163	0.247	0.380	0.550	0.063	0.469	500
12SWS1165	0.248	0.380	0.551	0.063	0.250	500
12SWS2518	0.249	0.417	0.692	0.051	0.146	1000
12SWS0905	0.250	0.310	0.425	0.062	0.062	1000
12SWS1191	0.250	0.350	0.870	0.086	0.375	500
12SWS2507	0.250	0.370	0.600	0.125	0.125	500
12SWS1203	0.250	0.373	0.625	0.200	0.125	1000
12SWS1048	0.250	0.375	0.500	0.062	0.437	1000
12SWS1010	0.250	0.375	0.625	0.109	0.047	1000
12SWS1047	0.250	0.375	0.500	0.125	1.250	1000
12SWS2566	0.250	0.375	0.740	0.156	0.469	1000
12SWS3619	0.250	0.380	1.000	0.053	0.225	500
12SWS3030	0.250	0.392	0.780	0.079	0.252	500
12SWS3023	0.250	0.481	0.765	0.126	0.216	500
12SWS2550	0.250	0.488	0.734	0.125	0.063	500
12SWS2523	0.250	0.500	0.750	0.188	0.062	500
12SWS2545	0.250	0.500	0.750	0.086	0.100	500
12SWS3165	0.250	0.620	0.875	0.125	0.375	500
12SWS2505	0.252	0.312	0.500	0.062	0.031	1000
12SWS1034	0.252	0.312	0.500	0.031	0.031	1000
12SWS1157	0.252	0.312	0.375	0.020	0.030	1000
12SWS1072	0.252	0.346	0.615	0.062	0.065	500
12SWS0907	0.253	0.307	0.438	0.094	0.026	1000
12SWS1014	0.253	0.310	0.437	0.031	0.031	1000
12SWS1019	0.253					



# SHOULDER & INSULATING WASHERS



## 12SWS Series (continued) Shoulder Washers



### Specifications:

- Material: UL94 V-2 Nylon 6/6
- Color: Natural

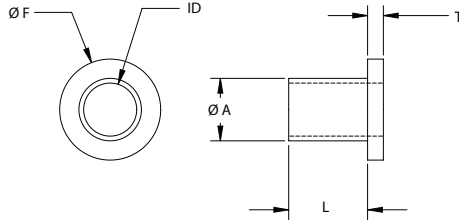
Item No.	ID	Ø A	Ø F	T	L	Bulk Pack Qty
	in	in	in	in	in	
12SWS2525	0.257	0.372	0.730	0.250	0.343	1000
12SWS1053	0.257	0.375	0.500	0.125	0.170	1000
12SWS1011	0.257	0.480	0.675	0.094	0.063	1000
12SWS3521	0.257	0.560	0.940	0.090	0.060	500
12SWS2516	0.258	0.305	0.701	0.062	0.280	1000
12SWS2551	0.258	0.409	0.753	0.078	0.047	500
12SWS3009	0.258	0.410	0.760	0.078	0.047	500
12SWS1151	0.260	0.300	0.562	0.046	0.104	1000
12SWS1023	0.260	0.300	0.555	0.078	0.047	1000
12SWS1150	0.260	0.300	0.562	0.047	0.047	1000
12SWS1230	0.260	0.305	0.550	0.078	0.047	1000
12SWS0933	0.260	0.310	0.450	0.065	0.125	1000
12SWS1098	0.260	0.312	0.515	0.062	0.140	1000
12SWS0956	0.260	0.312	0.500	0.032	0.187	1000
12SWS0931	0.260	0.312	0.406	0.062	0.250	1000
12SWS0932	0.260	0.312	0.478	0.029	0.132	1000
12SWS0934	0.260	0.312	0.750	0.050	0.250	1000
12SWS1057	0.260	0.312	0.505	0.063	0.094	1000
12SWS1099	0.260	0.312	0.880	0.058	0.085	500
12SWS1158	0.260	0.312	0.375	0.031	0.100	1000
12SWS1226	0.260	0.320	1.000	0.050	0.250	500
12SWS1221	0.260	0.327	0.630	0.063	0.125	500
12SWS1156	0.260	0.338	0.515	0.039	0.050	1000
12SWS1154	0.260	0.345	0.516	0.060	0.050	1000
12SWS1041	0.260	0.346	0.498	0.050	0.335	500
12SWS1083	0.260	0.360	0.500	0.062	0.160	1000
12SWS1059	0.260	0.365	0.500	0.030	0.060	1000
12SWS1075	0.260	0.370	0.513	0.062	0.250	500
12SWS0919	0.260	0.370	0.460	0.030	0.060	1000
12SWS1100	0.260	0.370	0.540	0.065	0.938	1000
12SWS1017	0.260	0.375	0.562	0.093	0.062	1000
12SWS3504	0.260	0.375	0.625	0.125	0.812	1000
12SWS3101	0.260	0.375	0.750	0.063	0.031	1000
12SWS1006	0.260	0.377	0.425	0.063	0.172	1000
12SWS2570	0.260	0.385	0.740	0.140	0.687	500
12SWS1220	0.260	0.400	0.620	0.125	0.750	1000
12SWS1199	0.260	0.400	0.620	0.062	0.100	1000
12SWS3600	0.260	0.600	1.010	0.160	0.660	500
12SWS2501	0.261	0.312	0.513	0.063	0.375	500
12SWS2512	0.263	0.348	0.687	0.046	0.334	1000
12SWS2510	0.263	0.359	0.687	0.375	0.375	1000
12SWS1227	0.263	0.379	0.625	0.058	0.210	1000
12SWS0953	0.265	0.307	0.500	0.062	0.187	1000
12SWS1046	0.265	0.312	0.504	0.160	0.150	1000
12SWS1060	0.265	0.318	0.492	0.031	0.078	1000
12SWS1049	0.265	0.345	0.500	0.040	0.076	1000
12SWS1152	0.265	0.370	0.525	0.063	0.500	500
12SWS2544	0.265	0.375	0.750	0.095	1.000	500
12SWS2563	0.265	0.375	0.750	0.125	0.094	500
12SWS3104	0.265	0.437	0.750	0.075	0.125	500
12SWS3109	0.265	0.437	0.750	0.075	0.110	500
12SWS4018	0.265	0.615	1.500	0.120	0.250	250
12SWS1223	0.266	0.328	0.625	0.047	0.073	1000
12SWS1190	0.266	0.355	0.625	0.061	0.220	500
12SWS1012	0.266	0.359	0.697	0.062	0.125	500
12SWS2540	0.266	0.371	0.740	0.094	0.125	1000
12SWS2539	0.266	0.375	0.740	0.094	0.344	500
12SWS2541	0.266	0.380	0.750	0.094	0.078	500
12SWS3003	0.266	0.380	0.750	0.094	0.219	500
12SWS1115	0.267	0.370	0.525	0.063	0.500	1000
12SWS3506	0.267	0.370	0.760	0.127	0.263	500
12SWS2522	0.268	0.375	0.700	0.225	0.187	1000
12SWS2521	0.270	0.485	0.720	0.063	0.156	1000
12SWS5009	0.270	0.603	2.111	0.125	0.703	250
12SWS3166	0.270	0.619	0.882	0.125	0.380	500
12SWS0959	0.272	0.373	0.755	0.317	0.221	1000
12SWS1214	0.280	0.375	0.630	0.050	0.150	1000
12SWS1245	0.280	0.493	1.000	0.130	0.500	500
12SWS1250	0.281	0.438	0.625	0.050	0.110	1000
12SWS2586	0.281	0.500	0.750	0.125	0.250	1000
12SWS1054	0.285	0.345	0.500	0.063	0.141	1000
12SWS0255	0.285	0.375	0.500	0.125	0.125	1000
12SWS1149	0.290	0.388	0.562	0.731	0.188	1000
12SWS2508	0.290	0.500	0.674	0.093	0.187	1000
12SWS2503	0.295	0.375	0.625	0.063	0.031	1000
12SWS1193	0.299	0.485	0.730	0.185	0.245	1000
12SWS3510	0.306	0.445	0.825	0.094	0.406	500
12SWS2569	0.307	0.436	0.550	0.172	0.420	1000
12SWS0891	0.308	0.343	0.445	0.077	0.058	1000
12SWS0917	0.308	0.350	0.428	0.125	0.047	1000
12SWS2102	0.310	0.366	0.620	0.057	0.220	1000
12SWS2104	0.310	0.370	0.500	0.035	0.225	1000
12SWS3100	0.310	0.435	0.825	0.060	0.325	1000
12SWS3105	0.310	0.435	0.825	0.060	0.190	500
12SWS2565	0.310	0.500	0.750	0.190	0.250	1000
12SWS3516	0.311	0.440	0.825	0.094	0.406	500
12SWS0869	0.312	0.348	0.390	0.062	0.207	1000
12SWS0312	0.312	0.365	0.575	0.030	0.190	1000
12SWS2105	0.312	0.375	0.750	0.062	0.125	500
12SWS2594	0.312	0.375	0.750	0.066	0.312	500

Item No.	ID	Ø A	Ø F	T	L	Bulk Pack Qty
	in	in	in	in	in	
12SWS0484	0.312	0.380	0.495	0.025	0.116	500
12SWS2561	0.312	0.434	0.750	0.171	0.421	1000
12SWS3108	0.312	0.435	0.740	0.090	0.354	1000
12SWS0967	0.312	0.437	0.750	0.062	0.250	1000
12SWS1027	0.312	0.365	0.500	0.063	0.500	1000
12SWS2582	0.312	0.500	0.625	0.062	0.250	500
12SWS1073	0.313	0.373	0.558	0.031	0.425	1000
12SWS2527	0.313	0.438	0.750	0.063	0.688	500
12SWS4009	0.313	0.478	1.125	0.063	0.750	500
12SWS1069	0.315	0.370	0.492	0.055	0.630	500
12SWS1094	0.315	0.390	0.787	0.039	0.071	1000
12SWS1216	0.315	0.433	0.630	0.079	0.433	500
12SWS2596	0.315	0.479	0.675	0.098	0.062	1000
12SWS2524	0.315	0.500	0.730	0.125	0.150	500
12SWS2581	0.315	0.505	0.750	0.078	0.250	500
12SWS1232	0.316	0.370	0.620	0.062	0.500	1000
12SWS1024	0.316	0.370	0.620	0.031	0.500	1000
12SWS0968	0.316	0.400	0.698	0.065	0.748	1000
12SWS1208	0.316	0.502	0.620	0.060	0.100	1000
12SWS1235	0.316	0.502	0.620	0.060	0.150	1000
12SWS0958	0.318	0.365	0.500	0.030	0.050	1000
12SWS1071	0.318	0.374	0.502	0.187	0.253	500
12SWS1146	0.318	0.395	0.700	0.062	0.375	1000
12SWS1145	0.318	0.400	0.562	0.030	0.030	1000
12SWS3107	0.318	0.435	0.740	0.090	0.180	500
12SWS1198	0.320	0.360	0.620	0.063	0.093	1000
12SWS1201	0.320	0.360	0.620	0.375	0.125	1000
12SWS1009	0.320	0.368	0.740	0.031	0.063	1000
12SWS3008	0.320	0.370	0.745	0.031	0.063	1000
12SWS1211	0.320	0.405	0.625	0.066	0.139	500
12SWS1248	0.320	0.438	0.690	0.060	0.230	1000
12SWS1000	0.320	0.443	0.563	0.068	0.240	1000
12SWS3015	0.320	0.505	0.752	0.060	1.005	500
12SWS3152	0.320	0.630	0.875	0.125	0.375	500
12SWS3012	0.322	0.430	0.740	0.065	0.395	500
12SWS3033	0.322	0.495	0.880	0.153	0.582	500
12SWS3002	0.323	0.375	0.750	0.046	0.046	500
12SWS1218	0.323	0.443	0.561	0.059	0.138	1000
12SWS1204	0.324	0.485	0.600	0.025	0.500	1000
12SWS3032	0.324	0.502	0.805	0.132	0.108	500
12SWS0930	0.325	0.375	0.468	0.047	0.219	500
12SWS2498	0.325	0.412	0.687	0.263	0.513	1000
12SWS3601	0.325	0.435	1.000	0.250	0.188	500
12SWS3001	0.328	0.437	0.693	0.062	0.125	500
12SWS2504	0.328	0.437	0.687	0.125	0.125	1000
12SWS3683	0.328	0.443	0.622	0.062	0.500	1000
12SWS0936	0.333	0.400	0.490	0.044	0.081	1000
12SWS1155	0.335	0.370	0.562	0.024	0.047	1000
12SWS0969	0.335	0.413	0.551	0.059	0.335	500
12SWS2513	0.335	0.437	0.703	0.063	0.125	500
12SWS3103	0.335	0.617	0.872	0.125	0.500	500
12SWS3513	0.335	0.617	0.875	0.125	0.250	500
12SWS3684	0.340	0.940	1.250	0.212	0.100	250
12SWS3696	0.340	1.000	1.250	0.150	0.100	250
12SWS3697	0.340	1.000	1.250	0.212	0.100	250
12SWS2538	0.344	0.469	0.750	0.063	0.125	500
12SWS2546	0.344	0.500	0.750	0.187	0.125	500
12SWS1171	0.345	0.470	0.625	0.045	0.060	1000
12SWS1095	0.349	0.399	0.502	0.031	0.125	500
12SWS1097	0.350	0.390	0.787	0.039	0.071	1000
12SWS1161	0.355	0.395	0.563	0.063	0.620	500
12SWS2555	0.358	0.482	0.747	0.079	0	



# SHOULDER & INSULATING WASHERS

## 12SWS Series (continued) Shoulder Washers




Specifications:

- Material: UL94 V-2 Nylon 6/6
- Color: Natural

Item No.	ID in	Ø A in	Ø F in	T in	L in	Bulk Pack Qty
12SWS2588	0.378	0.476	0.752	0.058	0.196	500
12SWS1210	0.378	0.495	0.625	0.063	0.031	1000
12SWS3005	0.378	0.498	0.750	0.031	0.156	500
12SWS3034	0.378	0.498	0.750	0.031	0.050	500
12SWS3500	0.378	0.498	0.750	0.063	0.188	500
12SWS2562	0.378	0.505	0.755	0.078	0.250	500
12SWS3106	0.379	0.626	0.875	0.062	0.204	500
12SWS1081	0.380	0.411	0.500	0.093	0.375	1000
12SWS1213	0.380	0.437	0.630	0.031	0.031	1000
12SWS3518	0.380	0.437	0.750	0.075	0.110	500
12SWS3695	0.380	0.480	1.250	0.045	0.125	1000
12SWS2506	0.380	0.500	0.625	0.062	0.312	1000
12SWS1247	0.380	0.500	0.625	0.063	0.375	500
12SWS2574	0.380	0.506	0.750	0.062	0.360	1000
12SWS3562	0.380	0.556	0.980	0.125	0.250	500
12SWS2530	0.380	0.563	0.740	0.050	0.200	500
12SWS2533	0.380	0.594	0.750	0.375	0.375	500
12SWS2585	0.380	0.605	0.740	0.500	0.250	500
12SWS3154	0.380	0.620	0.875	0.125	0.375	500
12SWS3157	0.380	0.625	0.750	0.094	0.500	1000
12SWS5000	0.380	0.484	1.952	0.125	0.625	250
12SWS2595	0.381	0.498	0.750	0.125	0.216	500
12SWS3610	0.382	0.500	1.000	0.063	0.563	500
12SWS1205	0.383	0.434	0.622	0.046	0.031	1000
12SWS2531	0.383	0.502	0.743	0.078	0.312	1000
12SWS2557	0.384	0.507	0.748	0.125	0.359	1000
12SWS1170	0.385	0.470	0.570	0.063	0.375	500
12SWS1241	0.385	0.490	0.650	0.125	0.175	1000
12SWS2559	0.385	0.495	0.750	0.074	0.020	500
12SWS3512	0.385	0.497	0.872	0.110	0.935	500
12SWS2598	0.385	0.500	0.750	0.031	0.750	1000
12SWS3017	0.385	0.510	0.755	0.500	0.156	500
12SWS2529	0.385	0.528	0.750	0.060	0.594	500
12SWS3514	0.386	0.484	0.875	0.063	0.375	1000
12SWS3037	0.387	0.500	1.445	0.060	0.038	500
12SWS1173	0.388	0.475	0.839	0.261	0.349	500
12SWS3031	0.388	0.498	0.810	0.130	0.110	500
12SWS1197	0.390	0.485	0.625	0.125	0.342	1000
12SWS1242	0.390	0.485	0.625	0.125	0.563	1000
12SWS3014	0.390	0.495	0.680	0.060	0.060	1000
12SWS3021	0.390	0.495	0.745	0.063	0.440	1000
12SWS1038	0.390	0.500	0.875	0.062	1.000	1000
12SWS3501	0.390	0.577	0.750	0.094	0.109	500
12SWS2532	0.391	0.545	0.745	0.100	0.155	1000
12SWS1172	0.394	0.472	0.630	0.079	0.394	1000
12SWS3011	0.394	0.562	0.763	0.026	0.196	500
12SWS2511	0.395	0.500	0.625	0.063	0.313	500
12SWS3018	0.395	0.515	1.060	0.060	0.060	500
12SWS3169	0.395	0.571	0.866	0.098	0.945	500
12SWS3565	0.398	0.547	0.984	0.059	0.618	500
12SWS3520	0.406	0.470	0.945	0.078	0.531	500
12SWS3564	0.406	0.546	0.980	0.125	0.250	500
12SWS3618	0.406	0.625	1.000	0.125	0.125	500
12SWS3019	0.408	0.527	0.750	0.075	0.155	500
12SWS3596	0.410	0.619	1.000	0.130	0.500	500
12SWS1175	0.413	0.491	0.570	0.039	0.783	1000
12SWS2515	0.420	0.470	0.710	0.075	0.420	1000
12SWS2542	0.430	0.500	0.750	0.188	0.047	500
12SWS3517	0.430	0.533	0.625	0.045	0.035	500
12SWS2554	0.435	0.490	0.735	0.188	0.047	1000
12SWS4007	0.435	1.095	1.739	0.203	0.203	250
12SWS3519	0.436	0.645	0.996	0.102	0.100	500
12SWS1243	0.437	0.500	0.630	0.055	0.748	1000
12SWS2526	0.437	0.562	0.688	0.062	0.500	1000
12SWS2100	0.437	0.562	0.688	0.062	0.250	1000
12SWS3515	0.438	0.531	0.875	0.063	0.375	500
12SWS3155	0.440	0.630	0.875	0.125	0.375	500
12SWS1177	0.441	0.526	0.571	0.074	0.110	1000
12SWS1209	0.450	0.520	0.750	0.065	0.045	1000
12SWS3603	0.453	0.500	1.005	0.070	0.050	500
12SWS3614	0.453	0.500	1.937	0.050	0.050	500
12SWS2567	0.470	0.625	0.750	0.066	0.174	500
12SWS4006	0.471	0.528	1.251	0.063	0.406	500
12SWS2592	0.476	0.583	1.008	0.079	0.118	1000
12SWS3163	0.476	0.696	0.940	0.102	0.511	500
12SWS3999	0.480	0.875	1.250	0.130	0.485	250
12SWS3509	0.485	0.580	0.775	0.150	0.050	500
12SWS3168	0.488	0.695	0.954	0.106	0.275	500
12SWS4023	0.492	0.531	1.250	0.062	0.551	250
12SWS2580	0.500	0.563	0.745	0.031	0.313	1000
12SWS2587	0.500	0.625	0.750	0.062	0.437	1000
12SWS3153	0.500	0.625	1.000	0.125	0.250	500
12SWS3162	0.500	0.687	1.000	0.032	0.125	500

Item No.	ID in	Ø A in	Ø F in	T in	L in	Bulk Pack Qty
12SWS2589	0.504	0.565	0.877	0.135	0.057	500
12SWS3589	0.504	0.740	0.995	0.125	0.619	500
12SWS3025	0.505	0.625	0.750	0.062	0.312	1000
12SWS3022	0.506	0.627	0.750	0.092	0.188	1000
12SWS3164	0.506	0.628	0.885	0.062	0.438	500
12SWS3039	0.507	0.629	0.887	0.067	0.191	500
12SWS3156	0.507	0.634	0.874	0.063	0.689	500
12SWS1013	0.508	0.543	0.688	0.031	0.047	1000
12SWS3617	0.508	0.688	1.000	0.125	0.437	500
12SWS3650	0.508	0.770	1.000	0.078	0.109	1000
12SWS2547	0.509	0.617	0.750	0.062	0.250	500
12SWS3149	0.510	0.600	0.865	0.045	0.455	500
12SWS2578	0.510	0.625	0.750	0.062	0.187	500
12SWS3151	0.510	0.633	0.875	0.125	0.375	1000
12SWS3608	0.510	0.687	1.000	0.125	0.500	500
12SWS3690	0.510	0.700	1.125	0.093	0.437	500
12SWS4002	0.510	0.984	1.235	0.063	0.094	500
12SWS3016	0.515	0.556	0.745	0.062	0.050	1000
12SWS3602	0.515	0.616	1.000	0.094	0.031	500
12SWS3026	0.515	0.625	1.000	0.125	0.125	1000
12SWS3606	0.515	0.625	1.000	0.040	0.330	1000
12SWS3686	0.515	0.718	1.105	0.095	0.281	500
12SWS3694	0.515	0.718	1.125	0.187	0.250	500
12SWS4001	0.515	0.740	1.125	0.063	0.094	500
12SWS4003	0.515	0.752	1.105	0.125	0.281	500
12SWS2571	0.517	0.580	0.750	0.030	0.320	500
12SWS2591	0.520	0.580	0.875	0.031	0.050	1000
12SWS3167	0.520	0.617	0.750	0.062	0.250	500
12SWS3102	0.520	0.620	0.825	0.062	0.500	1000
12SWS3599	0.520	0.666	1.000	0.125	0.625	500
12SWS3588	0.525	0.740	1.105	0.125	0.281	500
12SWS3593	0.530	0.750	1.250	0.120	0.340	500
12SWS3597	0.530	0.750	1.000	0.060	0.130	500
12SWS4005	0.538	0.600	1.252	0.063	0.406	500
12SWS3502	0.550	0.625	0.790	0.047	0.422	1000
12SWS3027	0.551	0.709	1.102	0.118	0.709	500
12SWS3580	0.559	1.000	1.250	0.047	0.563	500
12SWS3595	0.562	0.750	0.875	0.063	0.250	500
12SWS4010	0.562	0.930	1.250	0.063	0.094	250
12SWS4011	0.562	0.989	1.250	0.062	0.094	250
12SWS3028	0.563	0.625	1.188	0.031	0.250	500
12SWS3505	0.563	0.655	0.800	0.055	0.100	500
12SWS3594	0.566	0.750	0.875	0.062	0.125	500
12SWS2535	0.569	0.688	0.750	0.032	0.118	500
12SWS3161	0.569	0.688	0.875	0.040	0.335	500
12SWS3681	0.585	0.725	1.230	0.060	0.100	500
12SWS3685	0.612	0.787	1.064	0.063	0.063	500
12SWS3511	0.617	0.750	0.880	0.047	0.203	1000
12SWS3998	0.627	0.875	1.248	0.130	0.250	500
12SWS4004	0.627	0.875	1.245	0.125	0.500	250
12SWS2549	0.630	0.708	0.750	0.031	0.140	1000
12SWS3598	0.630	0.750	1.000	0.050	0.200	500
12SWS3607	0.630	0.896	1.068	0.062	0.521	250
12SWS3160	0.635	0.750	0.875	0.063	0.500	500
12SWS3029	0.639	0.710	0.788	0.058	0.058	500
12SWS2584	0.640	0.710	0.735	0.050	0.050	1000
12SWS3206	0.640	0.780	1.000	0.050	0.200	1000
12SWS3609	0.645	0.745	1.000	0.130	0.120	1000
12SWS5050	0.645	0.750	1.525	0.063	0.500	250
12SWS3205	0.695	0.787	0.995	0.125	0.625	500
12SWS3210	0.695	0.787	0.995	0.125	1.000	250
12SWS3200	0.695	0.792	0.995	0.125	0.188	500
12SWS3688	0.750	0.880	1.130	0.062	0.313	500
12SWS3682	0.750	0.880	1.060	0.060	1.190	500
12SWS3689	0.758	0.880	1.130	0.062	0.313	500
12SWS4000	0.766	1.000	0.813	0.063	0.478	500
12SWS4020	0.770	0.968	2.328	0.125	0.313	250
12SWS5002	0.783	1.050	2.065	0.125	0.500	250
12SWS5001	0.806	1.050	2.065	0.125	0.500	250
12SWS3698	0.810	1.000	1.500	0.120		

## SHOULDER &amp; INSULATING WASHERS

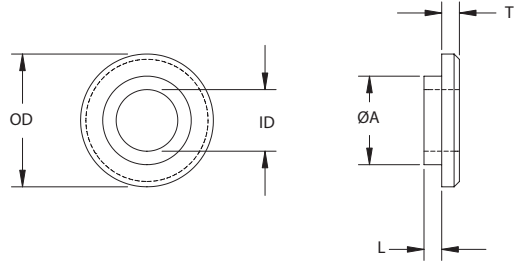
24SW Series  
Shoulder Washers

## Specifications:

- Material: UL94 V-2 Nylon 6/6
- Color: Natural

## Features:

- Resistant to corrosion, oil and most chemicals
- Designed to protect the head of a metal screw from electrical contact



Item No.	Screw Size	ID		OD		L		Ø A		T		Bulk Pack Qty
		in	mm	in	mm	in	mm	in	mm	in	mm	
24SW0002	#2	0.093	2.36	0.250	6.35	0.040	1.02	0.156	3.96	0.040	1.02	1000
24SW0004	#4	0.122	3.09	0.281	7.14	0.040	1.02	0.187	4.75	0.040	1.02	1000
24SW0006	#6	0.146	3.71	0.328	8.33	0.040	1.02	0.218	5.54	0.040	1.02	1000
24SW0008	#8	0.174	4.42	0.375	9.53	0.050	1.27	0.250	6.35	0.050	1.27	1000
24SW0010	#10	0.201	5.11	0.437	11.10	0.050	1.27	0.281	7.14	0.050	1.27	1000
24SW0250	1/4	0.260	6.60	0.562	14.27	0.060	1.52	0.375	9.53	0.060	1.52	1000
24SW0375	3/8	0.385	9.78	0.750	19.05	0.060	1.52	0.500	12.70	0.060	1.52	500

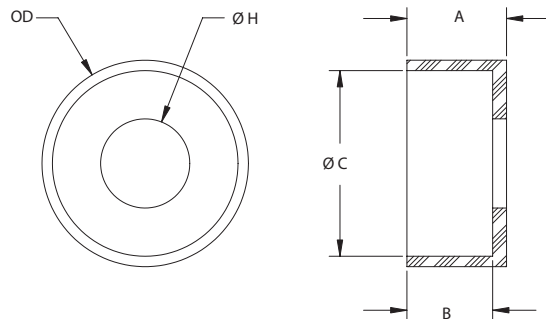
16CW Series  
Cup Washers

## Specifications:

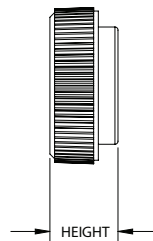
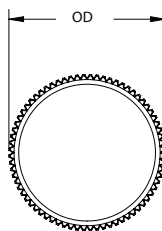
- Material: UL94 V-2 Nylon 6/6
- Color: Natural

## Features:

- Resistant to corrosion, oil and most chemicals
- Designed to protect the head of a metal screw from electrical contact
- Accommodates the most common screw head-styles including: Cheese, Pan and Fillister



Item No.	Screw Size	ID		OD		Ø C		B		A		Bulk Pack Qty
		in	mm	in	mm	in	mm	in	mm	in	mm	
16CW004257	#4	0.115	2.9	0.305	7.7	0.245	6.2	0.217	5.5	0.257	6.5	1000
16CW004040	#4	0.115	2.9	0.305	7.8	0.245	6.2	0.117	3.0	0.157	4.0	1000
16CW006040	#6	0.140	3.6	0.360	9.1	0.300	7.6	0.142	3.6	0.182	4.6	1000
16CW008040	#8	0.171	4.3	0.414	10.5	0.354	9.0	0.166	4.2	0.206	5.2	1000
16CW008042	#8	0.187	4.8	0.497	12.6	0.389	9.9	0.093	2.4	0.139	3.5	1000
16CW008041	#8	0.171	4.3	0.414	10.5	0.354	9.0	0.130	3.3	0.170	4.3	1000
16CW008043	#8	0.172	4.4	0.343	8.7	0.281	7.1	0.182	4.6	0.218	5.5	1000
16CW010030	#10	0.201	5.1	0.568	14.4	0.375	9.5	0.127	3.2	0.157	4.0	1000
16CW010040	#10	0.194	4.9	0.470	11.9	0.410	10.4	0.190	4.8	0.230	5.9	1000
16CW250250	1/4	0.260	6.6	1.000	25.4	0.500	12.7	0.150	3.8	0.198	5.0	500
16CW250040	1/4	0.257	6.5	0.595	15.1	0.535	13.6	0.247	6.3	0.287	7.3	500
16CW250042	1/4	0.257	6.6	0.531	13.5	0.465	11.8	0.650	16.5	0.787	20.0	1000
16CW312050	5/16	0.320	8.1	0.500	12.7	0.400	10.2	0.122	3.1	0.170	4.3	1000
16CW312375	5/16	0.344	8.7	0.875	22.2	0.625	15.9	0.250	6.4	0.375	9.5	500
16CW312500	5/16	0.344	8.7	0.875	22.2	0.625	15.9	0.378	9.6	0.500	12.7	500
16CW375225	3/8	0.380	9.7	1.000	25.4	0.750	19.1	0.125	3.2	0.225	5.7	500
16CW437520	3/8	0.437	11.1	1.094	27.8	0.786	20.0	0.196	5.0	0.531	13.5	500

**29R/29M Series  
Round Head Knob**

## Specifications:

- Material: Acetal
- Color: See Table

## Features:

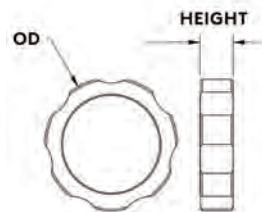
- Presses onto any standard socket hex cap screw

## Imperial

Item No.					For Screw Size	OD		Height		Bulk Pack Qty
Black	Blue	Red	White	Green		in	mm	in	mm	
29R004B	29R004BL	29R004RD	29R004WT	29R004GR	#4	0.313	8.0	0.172	4.4	1000
29R006B	29R006BL	29R006RD	29R006WT	29R006GR	#6	0.375	9.5	0.203	5.2	1000
29R008B	29R008BL	29R008RD	29R008WT	29R008GR	#8	0.500	12.7	0.219	5.6	500
29R010B	29R010BL	29R010RD	29R010WT	29R010GR	#10	0.656	16.7	0.250	6.4	500
29R147B	29R147BL	29R147RD	29R147WT	29R147GR	1/4	0.750	19.1	0.313	8.0	500
29R516B	29R516BL	29R516RD	29R516WT	29R516GR	5/16	1.000	25.4	0.391	9.9	500

## Metric

Item No.					Screw Size	OD		Height		Bulk Pack Qty
Black	Blue	Red	White	Green		in	mm	in	mm	
29M300RB	29M300RBL	29M300RRD	29M300RWT	29M300RGR	M3	0.375	9.5	0.203	5.2	1000
29M400RB	29M400RBL	29M400RRD	29M400RWT	29M400RGR	M4	0.500	12.7	0.219	5.6	500
29M500RB	29M500RBL	29M500RRD	29M500RWT	29M500RGR	M5	0.656	16.7	0.250	6.4	500
29M600RB	29M600RBL	29M600RRD	29M600RWT	29M600RGR	M6	0.750	19.1	0.313	8.0	500
29M601RB	29M601RBL	29M601RRD	29M601RWT	29M601RGR	M6	1.000	25.4	0.327	8.3	1000
29M801RB	29M801RBL	29M801RRD	29M801RWT	29M801RGR	M8	1.000	25.4	0.391	9.9	500

**29F Series  
Flowerette Knobs**

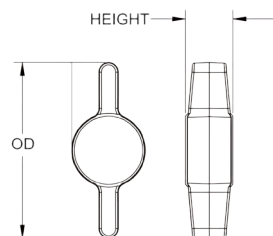
## Specifications:

- Material: Acetal
- Color: See Table

## Features:

- Presses onto any standard socket hex cap screw

Item No.					For Screw Size	OD		Height		Bulk Pack Qty
Black	Blue	Red	White	Green		in	mm	in	mm	
29F014B	29F014BL	29F014RD	29F014WT	29F014GR	1/4	0.375	9.5	1.500	38.1	250
29F516B	29F516BL	29F516RD	29F516WT	29F516GR	5/16	0.375	9.5	1.500	38.1	250
29F038B	29F038BL	29F038RD	29F038WT	29F038GR	3/8	0.375	9.5	1.500	38.1	250

**29W Series  
Wing Head Knobs**

## Specifications:

- Material: Acetal
- Color: See Table

## Features:

- Presses onto any standard socket hex cap screw

Item No.					For Screw Size	OD		Height		Bulk Pack Qty
Black	Blue	Red	White	Green		in	mm	in	mm	
29W010B	29W010BL	29W010RD	29W010WT	29W010GR	#10	1.000	25.4	0.250	6.4	500
29W014B	29W014BL	29W014RD	29W014WT	29W014GR	1/4	1.266	32.2	0.344	8.7	500
29W516B	29W516BL	29W516RD	29W516WT	29W516GR	5/16	1.500	38.1	0.406	10.3	500
29W038B	29W038BL	29W038RD	29W038WT	29W038GR	3/8	1.781	45.2	0.484	12.3	250

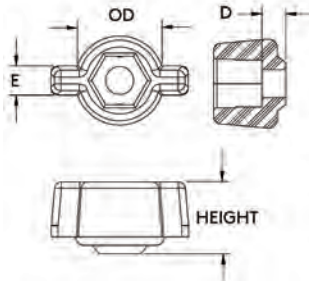



# PLASTIC WASHERS & THUMB SCREW KNOBS

## 29WN Series Hex Press-Loc Wing Thumb Screw Knobs

- Specifications:
- Material: UL94 V-2 Nylon 6/6
  - Color: See Table

- Features:
- Fits hex nuts and hex head cap screws

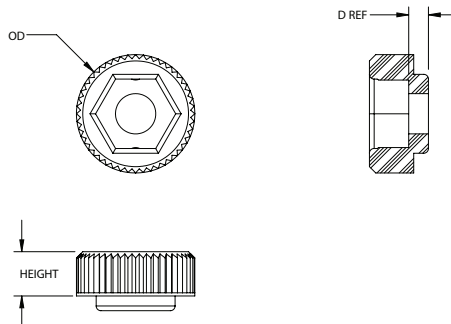


Item No.			For Screw Size	OD	Height	D	E	Bulk Pack Qty
Natural	White	Black		in	in	in	in	
29WN014N	29WN014WT	29WN014B	1/4	0.813	0.656	0.219	0.266	1000

## 29RN Series Hex Press-Loc Round Tumb Screw Knobs


- Specifications:
- Material: UL94 V-2 Nylon 6/6
  - Color: See Table

- Features:
- Fits hex nuts and hex head cap screws
  - Easily assembled by pressing a steel nut or screw into the plastic knob



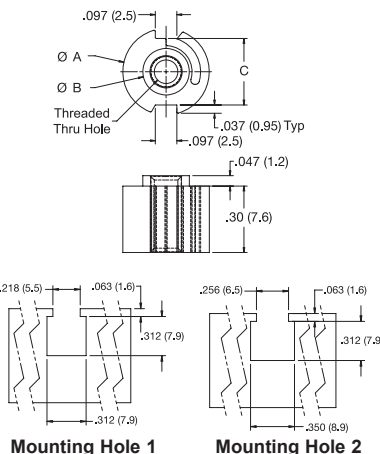
Item No.			For Screw Size	OD	Height	D	Bulk Pack Qty
Natural	White	Black		in	in	in	
29RN147N	29RN147WT	29RN147B	1/4	0.750	0.375	0.125	1000

## SEI Series Sheet Edge Insert



- Specifications:
- Material: UL94 V-2 Nylon 6/6
  - Color: Black

- Features:
- Provides strong threads in metal sheets too thin to be tapped
  - Fastens to the edges of thin sheets
  - Alternative to self-clinching inserts
  - Can be removed by pinching the spring legs and rotating
  - Internal thread requires a screwdriver for installation



Mounting Hole 1

Mounting Hole 2

### Installation:

1. Install insert notch into the side of the panel opening
2. Rotate spring leg of insert toward the panel. This compresses the spring leg allowing it to pass through the notch in the panel
3. Leg will snap back to its normal position securing insert in panel

**NOTE: Screwdriver required for installation**

Item No.	Thread Type	Ø A		Ø B		C		Panel Thickness		Mounting Hole	Bulk Pack Qty
		in	mm	in	mm	in	mm	in	mm		
SEI-1	#6-32 UNC	0.39	9.9	0.21	5.3	0.30	7.6	0.050 - 0.095	1.27 - 2.41	1	1000
SEI-2	M4	0.39	9.9	0.21	5.3	0.30	7.6	0.050 - 0.091	1.27 - 2.30	1	1000
SEI-3	M3	0.39	9.9	0.21	5.3	0.30	7.6	0.050 - 0.091	1.27 - 2.30	1	1000
SEI-4	M5	0.43	10.9	0.25	6.3	0.34	8.6	0.050 - 0.095	1.27 - 2.41	2	1000
SEI-5	M6	0.43	10.9	0.25	6.3	0.34	8.6	0.050 - 0.095	1.27 - 2.41	2	1000





# SNAP IN BEARINGS & HOOKS

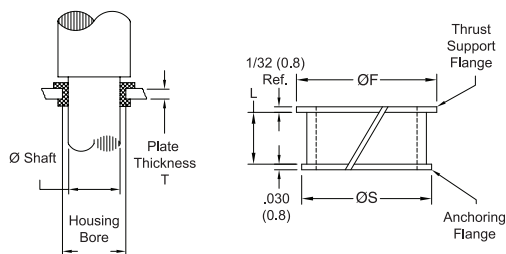

## R Series Snap In Bearing

### Specifications:

- Material: UL94 V-2 Nylon 6/6
- Color: Natural

### Features:

- Effective at damping out noise and vibration
- Does not require lubrication
- Axiam slot helps maintain proper fit and compensate for humidity and temperature changes



Item No.	Maximum Shaft Ø		Minimum Housing Bore		Bearing ID Installed		F Ø		S Ø		L		T		Bulk Pack Qty
	in	mm	in	mm	in	mm	in	mm	in	mm	in	mm	in	mm	
R3L1-C	3/16	4.8	0.234	5.9	0.189	4.8	5/16	7.9	1/4	6.4	0.078	2.0	0.040 - 0.075	1.0 - 1.9	1000
R3L2-C	3/16	4.8	0.234	5.9	0.189	4.8	5/16	7.9	1/4	6.4	0.140	3.6	0.072 - 0.135	1.8 - 3.4	1000
R4L1-C	1/4	6.4	5/16	7.9	0.251	6.4	7/16	11.1	11/32	8.7	0.078	2.0	0.040 - 0.075	1.0 - 1.9	1000
R5L1-C	5/16	7.9	3/8	9.5	0.314	8	1/2	12.7	13/32	10.3	0.078	2.0	0.040 - 0.075	1.0 - 1.9	1000
R6L2-C	3/8	9.5	7/16	11.1	0.376	9.6	9/16	14.3	15/32	11.9	0.140	3.6	0.072 - 0.135	1.8 - 3.4	1000
R12L1-C	3/4	19.1	13/16	20.6	0.751	19.1	1	25.4	27/32	21.4	0.078	2.0	0.040 - 0.075	1.0 - 1.9	1000

### Radial Load Capacity (in lbs.)

Item No.	Nominal Bearing ID		Static	RPM			
	in	mm		10	50	100	250
R3L1-C	3/16	4.8	24	4	4	3	2
R3L2-C	3/16	4.8	48	9	8	6	4
R4L1-C	1/4	6.4	32	5	5	4	2
R5L1-C	5/16	7.9	40	8	6	4	2
R6L2-C	3/8	9.5	96	19	15	10	4
R12L1-C	3/4	19.1	100	20	14	6	2.5

### Installation

Bearings should always be installed in a housing bore that provides good support for the bearing.

When operated continuously without lubrication at the maximum permissible speed of 500 rpm, shafts should be hardened or plated in the bearing area to minimize wear.

Unhardened stainless steel shafts are not recommended. Use chromium plated or nickel plated shafts where corrosion is a problem.

### Correct Clearances

Housing bore diameters should not be smaller than the minimum diameters specified in tables presented in this catalog. To check bearing I.D.'s for clearance, the bearing should be installed in its housing bore. Plug gauges with diameters corresponding to the minimum and maximum recommended I.D.'s can be used to determine whether the clearance is correct for the bearing when operated on recommended shaft.

When bearings must operate in liquids, the wall thickness of the bearing will increase due to absorption of liquid. Wall thicknesses also increase when bearings are used in a consistently humid environment.

The compensation gap allows for the bearing to be collapsed sufficiently so that the small flange can be easily spiraled through the mounting hole. Position the bearing over the hole with the gap facing up. With light finger pressure immediately to the left of the compensation gap, the bearing is spiraled into position.

Bearings perform effectively in temperature ratings from -40°F to +200°F. Bearing load ratings to 8,000 PSI and speed ratings up to 2,000 feet per minute ensure durability.

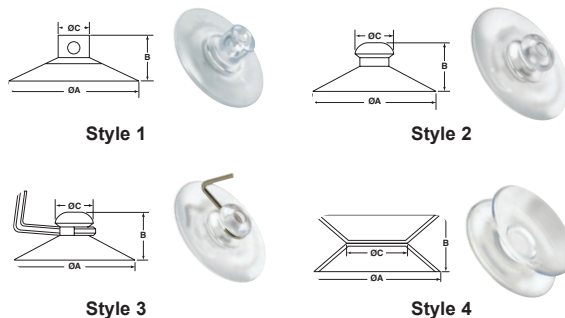
## SUC Series Suction Cups

### Specifications:

- Material: PVC
- Color: Clear

### Features:

- **Style 1** is designed with a side pilot hole to be used with string hanger, wire dowels or various other fasteners
- **Style 2** with the mushroom head design can be used with a wide range of self hanging products
- **Style 3** with the hook design is perfect for window mounted signs, ornaments and decorations
- **Style 4** or the double suction cup securely holds, separates, and cushions parallel glass or related surfaces



Item No.	Style	Ø A	B	Ø C	Ø Hole	Bulk Pack Qty
		in	in	in	in	
SUC100A	1	0.866	0.331	0.244	0.110	3000
SUC105A	1	0.984	0.394	0.311	0.157	2000
SUC110A	1	1.181	0.551	0.374	0.185	1500
SUC115A	1	1.378	0.492	0.354	0.185	1000
SUC120A	1	1.575	0.630	0.354	0.197	800
SUC125A	1	1.772	0.748	0.492	0.197	500
SUC130A	1	1.969	0.661	0.394	0.213	350
SUC135A	1	2.165	0.787	0.551	0.256	250
SUC140A	1	2.480	0.787	0.591	0.256	230
SUC200A	2	0.748	0.394	0.327	—	3000
SUC205A	2	0.866	0.325	0.315	—	3500
SUC210A	2	1.181	0.449	0.449	—	1500
SUC215A	2	1.378	0.492	0.541	—	1000
SUC220A	2	1.575	0.598	0.531	—	800

Item No.	Style	Ø A	B	Ø C	Ø Hole	Bulk Pack Qty
		in	in	in	in	
SUC225A	2	1.772	0.561	0.587	—	500
SUC230A	2	1.969	0.433	0.610	—	350
SUC235A	2	2.165	0.787	0.626	—	250
SUC240A	2	2.480	0.917	0.709	—	230
SUC300A	3	0.866	0.295	0.287	—	2000
SUC305A	3	1.181	0.449	0.449	—	1000
SUC310A	3	1.378	0.492	0.541	—	700
SUC315A	3	1.575	0.551	0.531	—	500
SUC320A	3	1.654	0.598	0.453	—	500
SUC325A	3	1.772	0.561	0.587	—	400
SUC330A	3	1.969	0.689	0.610	—	300
SUC335A	3	2.165	0.787	0.626	—	250
SUC400A	4	0.787	0.374	0.374	—	2000
SUC405A	4	1.181	0.591	0.512	—	1000



# VIBRATION MOUNTS

## QM Series Quiet Mounts

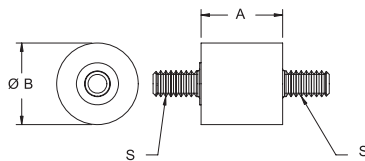



Fig. 1

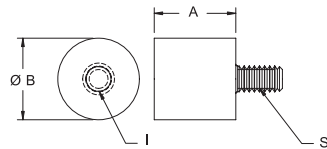


Fig. 2

Specifications:

- Material: 40 Shore A Neoprene Rubber, 1010-1020 Steel
- Color: Black

Features:

- Absorbs vibration, noise and shock
- For heavy duty applications

Item No.	Fig	A		Ø B		S		I		Ref Loadat 15% Deflection		Bulk Pack Qty
		in	mm	in	mm	in	mm	in	mm	lbs	kg	
QM1	1	7/16	11.1	7/16	11.1	#6-32 x 1/4		—		8	4	100
QM1T	2	7/16	11.1	7/16	11.1	#6-32 x 1/4		#6-32 x 3/16		5	2	100
QM2T	2	7/16	11.1	7/16	11.1	#6-32 x 1/2		#6-32 x 3/16		7	3	100
QM3	1	1/2	12.7	7/16	11.1	#8-32 x 3/8		—		9	4	100
QM3T	2	1/2	12.7	7/16	11.1	#8-32 x 3/8		#8-32 x 3/16		8	4	100
QM4	1	1/2	12.7	9/16	14.3	#8-32 x 3/8		—		15	7	100
QM4T	2	1/2	12.7	9/16	14.3	#8-32 x 3/8		#8-32 x 3/16		28	13	100
QM5	1	3/4	19.1	1.2	25.4	1/4-20 x 1/2		—		43	20	100
QM7	1	9/16	14.3	1/2	12.7	#10-32 x 3/8		—		3	1	100
QM7T	2	9/16	14.3	1/2	12.7	#10-32 x 3/8		#10-32 x 3/16		10	5	100

## VG Series Vibration Grommet


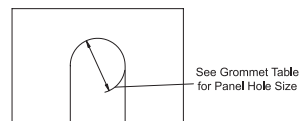
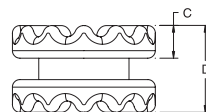
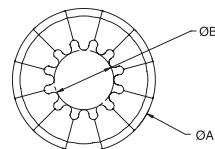
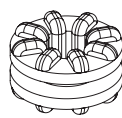


Fig. 1



Fig. 2



Specifications:

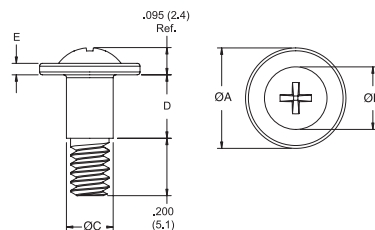
- Material: Neoprene Rubber, 60 Shore A
- Color: Black

Features:

- Provides vibration and noise control
- Shock protection
- VG grommet is mounted with VGS screw (sold separately see below)

Item No.	Ø A		Ø B		Panel Thickness		Ø Hole		C Typ.		D Ref.		Fig.	Mating Screws	Bulk Pack Qty
	in	mm	in	mm	in	mm	in	mm	in	mm	in	mm			
VG-1	0.380	9.7	0.158	4.0	0.057	1.45	0.250	6.35	0.087	2.2	0.231	5.9	1	VG-1 or VGS-4	1000
VG-2	0.565	14.4	0.188	4.8	0.063	1.60	0.375	9.53	0.131	3.3	0.324	8.2	1	VG-2 or VGS-5	1000
VG-3	0.380	9.4	0.158	4.0	0.031	0.79	0.250	6.35	0.100	2.5	0.231	5.9	1	VG-1 or VGS-4	1000
VG-4	0.565	14.4	0.188	4.8	0.043	1.09	0.375	9.53	0.141	3.6	0.324	8.2	1	VG-2 or VGS-5	1000
VG-5	0.374	9.5	0.142	3.6	0.055	1.40	0.217	5.51	0.083	2.1	0.217	5.5	2	VG-3 or VGS-6	1000

## VGS Series Vibration Grommet Screw



Specifications:

- Material: Zinc Plated 1022 Carbon Steel

Features:

- Mounts the VG grommet seen above

Item No.	Thread	Use With Grommet Item No.	Ø A		Ø B Ref.		Ø C		D		E		Bulk Pack Qty
			in	mm	in	mm	in	mm	in	mm	in	mm	
VG-1	#6-32 UNC-2A	VG-1, VG-3	0.350	8.9	0.218	5.5	0.163	4.1	0.205	5.2	0.050	1.3	1000
VG-2	#6-32 UNC-2A	VG-2, VG-4	0.500	12.7	0.320	8.1	0.194	4.9	0.290	7.4	0.040	1.0	1000
VG-3	#6-32 UNC-2A	VG-5	0.350	8.9	0.218	5.5	0.146	3.7	0.195	5.0	0.050	1.3	1000
VG-4	M3 x 0.5	VG-1, VG-3	0.350	8.9	0.218	5.5	0.163	4.1	0.205	5.2	0.050	1.3	1000
VG-5	M3 x 0.5	VG-2, VG-4	0.500	12.7	0.320	8.1	0.194	4.9	0.290	7.4	0.040	1.0	1000
VG-6	M3 x 0.5	VG-5	0.350	8.9	0.218	5.5	0.146	3.7	0.196	5.0	0.050	1.3	1000



# ROTARY DAMPERS

## RFRT-G Series Two Way Rotary Damper

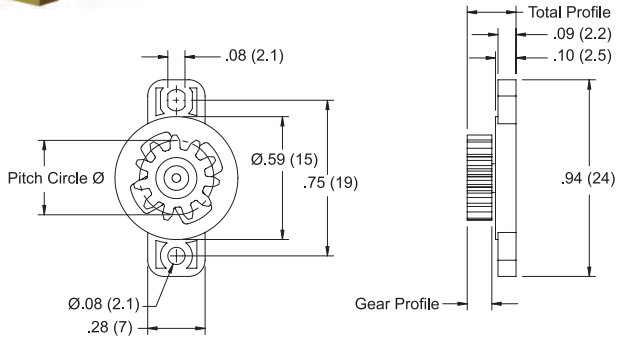


**Specifications:**

- Material: Housing: UL94 HB Polycarbonate, Shaft and Gear: Acetal
- Color: Black

**Features:**

- Enables products to function with a smooth, mechanical motion
- Prevents lid and access panel closure damage
- Dampens in both directions of rotation
- Mounts with M2 screws or SR-20XX Snap Rivets (see page 120)



Item No.	Torque (gf.cm) @ 20RPM and 23° C	Gear Style
RFRT-G2-200-G1	20 ± 7	1
RFRT-G2-200-G2	20 ± 7	2
RFRT-G2-200-G3	20 ± 7	3
RFRT-G2-300-G1	30 ± 8	1
RFRT-G2-300-G2	30 ± 8	2
RFRT-G2-300-G3	30 ± 8	3
RFRT-G2-450-G1	45 ± 10	1
RFRT-G2-450-G2	45 ± 10	2
RFRT-G2-450-G3	45 ± 10	3
RFRT-G2-600-G1	60 ± 12	1
RFRT-G2-600-G2	60 ± 12	2
RFRT-G2-600-G3	60 ± 12	3
RFRT-G2-101-G1	100 ± 20	1
RFRT-G2-101-G2	100 ± 20	2
RFRT-G2-101-G3	100 ± 20	3

Gear	Gear Style		
	1	2	3
Type	Standard Spur	Standard Spur	Standard Spur
Tooth Profile	Involute Gear	Involute Gear	Involute Gear
Pressure Angle	20°	20°	20°
No of Teeth	14	10	11
Pitch Circle Ø	.28 (7)	.39 (10)	.35 (8.8)
Gear Profile	.15 (3.7)	.12 (3)	.14 (3.6)
Total Profile Ref	.26 (6.6)	.23 (5.9)	.26 (6.5)

## RFRT-D2 Series Two Way High Torque Rotary Damper

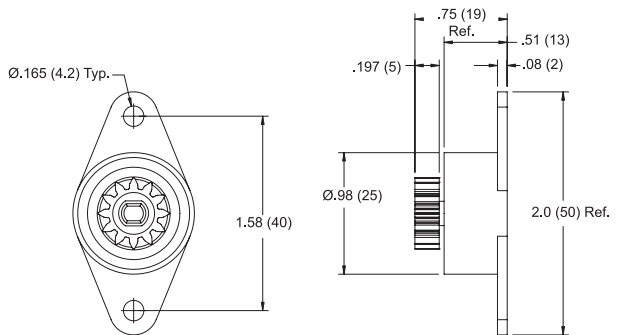


**Specifications:**

- Material: Housing: UL94 HB Polycarbonate, Shaft and Gear: Acetal
- Color: Black

**Features:**

- Enables products to function with a smooth, mechanical motion
- Prevents lid and access panel closure damage
- Dampens in both directions of rotation
- Mounts with #8/M4 screws or SR-40XX Snap Rivets (see page 120)



Item No.	Torque (gf.cm) @ 20RPM and 23° C
RFRT-D2-102-G2	1000 ± 200
RFRT-D2-152-G2	1500 ± 300

Gear	
Type	Standard Spur
Tooth Profile	Involute Gear
Pressure Angle	20°
No of Teeth	12
Pitch Circle	.47

## SHELF ACCESSORIES AND SNAP RINGS

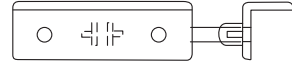

**GSS Series**  
**Glass Shelf Supports**


## Specifications:

- Material: Butyrate
- Color: Clear

## Features:

- Clamps easily to metal brackets
- Clear butyrate is glass-like in appearance as well as stress and impact resistant



Item No.	Bracket Thickness		Style	Bulk Pack Qty
	in			
GSS1000A	0.093		Center Back Clip	5000
GSS1100A	0.093		Center Front Clip	3500

**RCL Series**  
**Retainer Clips**


## Specifications:

- Material: See Table
- Color: See Table

## Features:

- Used for retaining panels or screens to an opening in a door
- Attractive and economical method of securing a mirror to a wall or as a means of mounting a picture into a frame

Item No.	Panel Thickness		Color	Material	Bulk Pack Qty
	in				
RCL1000A	0.156		Natural	Nylon	21000
RCL1000B	0.156		Clear	Butyrate	16500

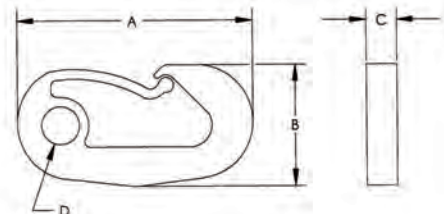
**45SNHK Series**  
**Snap Rings**


## Specifications:

- Material: See Table
- Color: Black

## Features:

- Great for securing light cargo in cars, vans, trucks, and boats
- Good for outdoor use
- Won't scratch painted or decorative surfaces
- Resists corrosion and abrasion



Item No.	A		B		C		Ø D		Max Load	Material	Bulk Pack Qty
	in	mm	in	mm	in	mm	in	mm			
45SNHK250	1.590	40.5	0.843	21.4	0.312	7.9	0.250	6.4	5 lbs	UV Resistant Nylon 6/6	500
45SNHK375	2.375	60.3	1.250	31.8	0.375	9.5	0.375	9.5	13 lbs	UV Resistant Nylon 6/6	250
45SNHK500	3.156	80.2	1.656	42.1	0.406	10.3	0.500	12.7	40 lbs	Impact Modified Nylon	250