

High bright circular LED lamps ($\phi 5.0\text{mm}$)

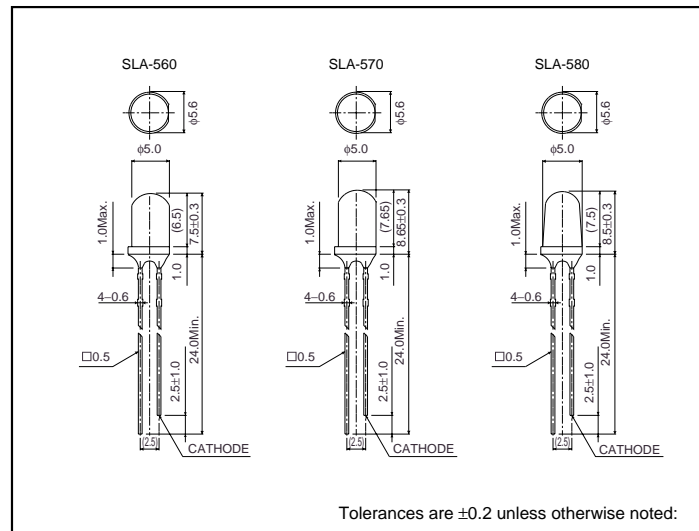
SLA-560 / SLA-570 / SLA-580 Series

The SLA-560, SLA-570 and SLA-580 series are high luminance LEDs which give you a choice of narrow to wide viewing angles. One red type and one green type are available in three packages for a total of six different types, and they suitable for use in a wide variety of applications.

●Features

- 1) Very bright.
- 2) High reliability.

●External dimensions (Units : mm)



●Selection guide

Lens	Emitting color	
	Single-hetero GaAlAs (red)	GaP (green)
Narrow tupe	SLA-580LT3F	SLA-580MT3F
Medium tupe	SLA-570LT3F	SLA-570MT3F
Wide viewng tupe	SLA-560LT3F	SLA-560MT3F

SLA-560 / SLA-570 / SLA-580 Series

LED lamps

●Absolute maximum ratings (Ta = 25°C)

Parameter	Symbol	Red	Green	Unit
		SLA-560LT3F SLA-570LT3F SLA-580LT3F	SLA-560MT3F SLA-570MT3F SLA-580MT3F	
Power dissipation	P _D	100	75	mW
Forward current	I _F	50	25	mA
Peak forward current	I _{FP}	75	60	mA
Reverse voltage	V _R	4	4	V
Operating temperature	T _{opr}	-25~+85		°C
Storage temperature	T _{stg}	-30~+100		°C
Soldering temperature	-	260°C 5 seconds maximum		-

●Electrical and optical characteristics (Ta = 25°C)

Parameter	Symbol	Conditions	Red			Green			Unit			
			Min.	Typ.	Max.	Min.	Typ.	Max.				
Forward voltage	V _F	I _F =20mA	-	1.75	2.5	-	2.2	3.0	V			
Reverse current	I _R	V _R =4V	-	-	100	-	-	10	μA			
Peak wavelength	λ _P	I _F =20mA	-	660	-	-	563	-	nm			
Spectral line half width	Δλ	I _F =20mA	-	25	-	-	40	-	nm			
Viewing angle	SLA-560	2θ _{1/2}	-	-	-	-	-	-	deg			
	SLA-570									40	25	10
	SLA-580									25	10	10

●Luminous intensity vs. wavelength

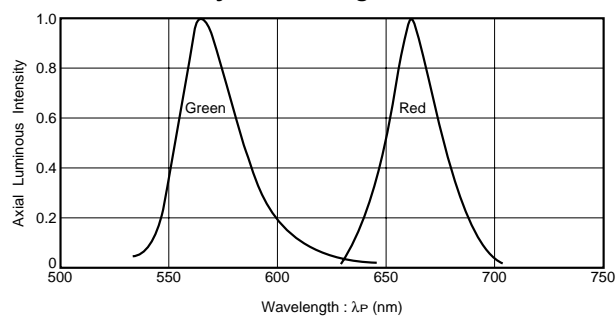


Fig.1

●Luminous intensity

Color	λ _P	Type	Min.	Typ.	Max.	Unit
Red	660	SLA-560LT3F	42	100	-	mcd
		SLA-570LT3F	90	220	-	
		SLA-580LT3F	200	470	-	
Green	563	SLA-560MT3F	42	100	-	
		SLA-570MT3F	42	185	-	
		SLA-580MT3F	200	470	-	

Note : 1. Measured at I_F=20mA
 2. The specification is subject to be without notice.
 We would like you to refer to the latest specification in use.

SLA-560 / SLA-570 / SLA-580 Series

LED lamps

● Directional pattern

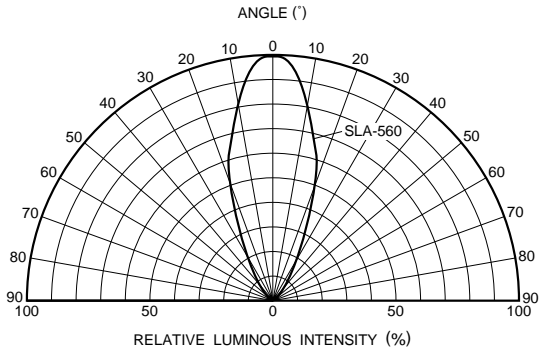


Fig.2 SLA-560 Directional pattern

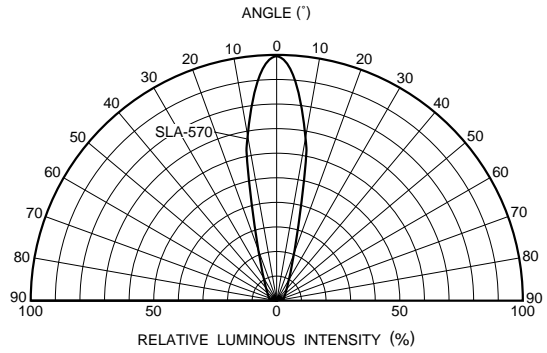


Fig.3 SLA-570 Directional pattern

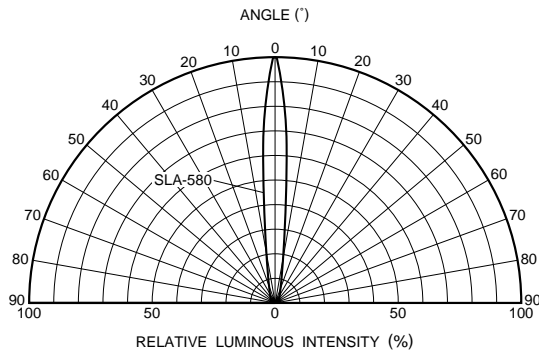


Fig.4 SLA-580 Directional pattern

● Electrical characteristic curves 1 (red)

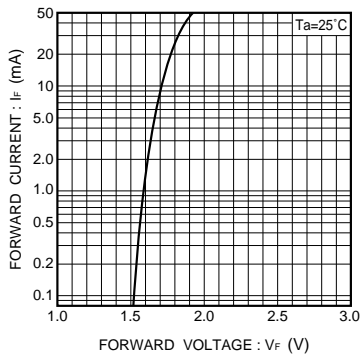


Fig.5 Forward current vs. forward voltage

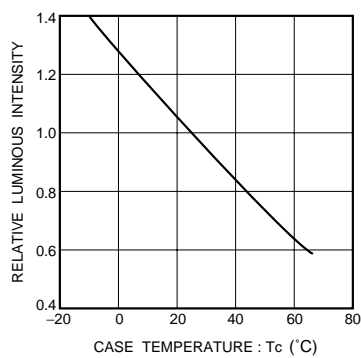


Fig.6 Luminous intensity vs. case temperature

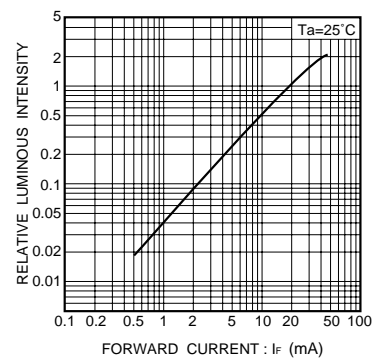


Fig.7 Luminous intensity vs. forward current

LED lamps

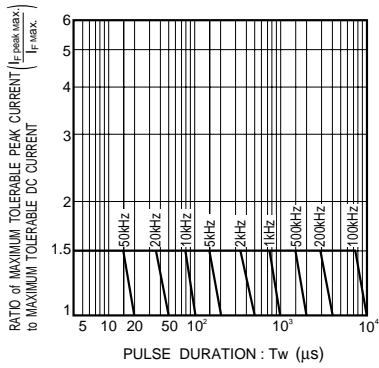


Fig.8 Maximum tolerable peak current vs. pulse duration

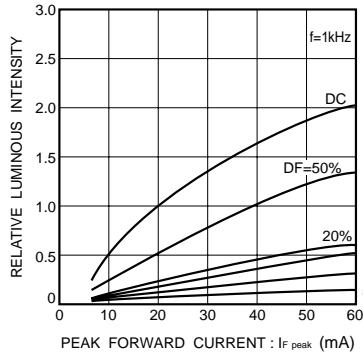


Fig.9 Luminous intensity vs. peak forward current

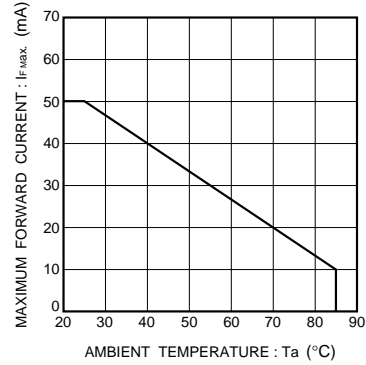


Fig.10 Maximum forward current vs. ambient temperature (Derating)

●Electrical characteristic curves 2 (green)

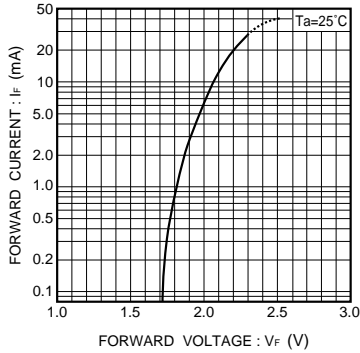


Fig.11 Forward current vs. forward voltage

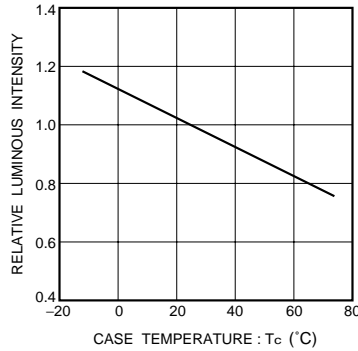


Fig.12 Luminous intensity vs. case temperature

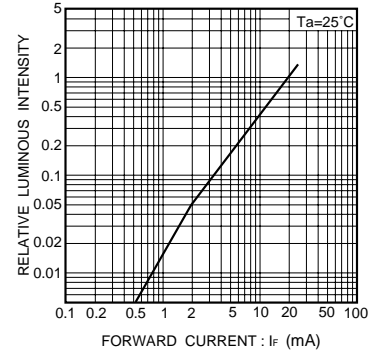


Fig.13 Luminous intensity vs. forward current

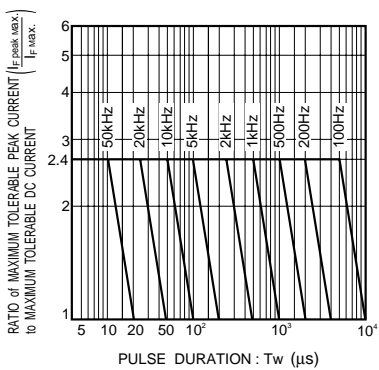


Fig.14 Maximum tolerable peak current vs. pulse duration

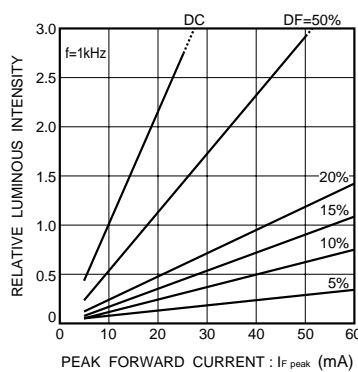


Fig.15 Luminous intensity vs. peak forward current

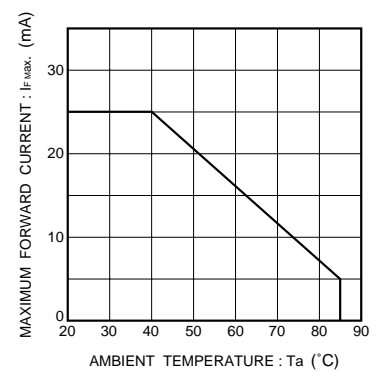


Fig.16 Maximum forward current vs. ambient temperature (Derating)

Notes

- No technical content pages of this document may be reproduced in any form or transmitted by any means without prior permission of ROHM CO.,LTD.
- The contents described herein are subject to change without notice. The specifications for the product described in this document are for reference only. Upon actual use, therefore, please request that specifications to be separately delivered.
- Application circuit diagrams and circuit constants contained herein are shown as examples of standard use and operation. Please pay careful attention to the peripheral conditions when designing circuits and deciding upon circuit constants in the set.
- Any data, including, but not limited to application circuit diagrams information, described herein are intended only as illustrations of such devices and not as the specifications for such devices. ROHM CO.,LTD. disclaims any warranty that any use of such devices shall be free from infringement of any third party's intellectual property rights or other proprietary rights, and further, assumes no liability of whatsoever nature in the event of any such infringement, or arising from or connected with or related to the use of such devices.
- Upon the sale of any such devices, other than for buyer's right to use such devices itself, resell or otherwise dispose of the same, no express or implied right or license to practice or commercially exploit any intellectual property rights or other proprietary rights owned or controlled by
- ROHM CO., LTD. is granted to any such buyer.
- Products listed in this document use silicon as a basic material.
Products listed in this document are no antiradiation design.

The products listed in this document are designed to be used with ordinary electronic equipment or devices (such as audio visual equipment, office-automation equipment, communications devices, electrical appliances and electronic toys).

Should you intend to use these products with equipment or devices which require an extremely high level of reliability and the malfunction of which would directly endanger human life (such as medical instruments, transportation equipment, aerospace machinery, nuclear-reactor controllers, fuel controllers and other safety devices), please be sure to consult with our sales representative in advance.

About Export Control Order in Japan

Products described herein are the objects of controlled goods in Annex 1 (Item 16) of Export Trade Control Order in Japan.

In case of export from Japan, please confirm if it applies to "objective" criteria or an "informed" (by MITI clause) on the basis of "catch all controls for Non-Proliferation of Weapons of Mass Destruction.