| PART NUMBER | REV | FIRST USED |
|---|---|---|
| 1385762 −1 | B | 122500−1 |
| 1385762 −2 | B | 565435−5 |
| 1385762 −3 | B | 354500−1 |

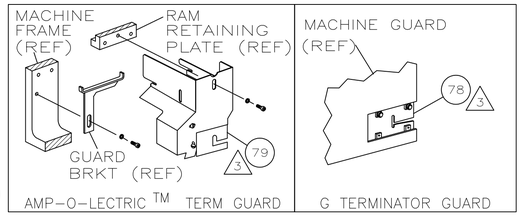


TERMINAL NAME: GT 280 TERMINALS UNSEALED

| AMP TERM PN | MFR TERM PN |
|---|---|
| FEMALE | |
| 1572452 | 15304713 |
| MALE | |
| 1572453 | 15304725 |

| PACKARD TERMINAL | PACKARD CRIMP SPECS | |
|---|---|---|
| PAD LTR | CRIMP HEIGHT | WIRE SIZE |
| A | .094 ±.002 [2.39 ±0.05mm] | 5mm² |
| B | NOT | USED |
| C | NOT | USED |
| D | NOT | USED |

| CRIMP | SIZE | TYPE | RANGE |
|---|---|---|---|
| WIRE | .120 [3.05mm] | F | 5mm² |
| INSUL | .155 [3.94mm] | F | ϕ3.4mm−3.9mm |

| WIRE STRIP LENGTH | TERM APPL SPEC | FEED | APPL INSTRUCTION | SET UP GAGE | LAYOUT |
|---|---|---|---|---|---|
| .200 | NONE | .553 | 408−8040 | 458637−1 | L2980 |

| | | | USED ON |
|---|---|---|---|
| −1 | LEADMAKER | MECH POST FEED | |
| −2 | BENCH MODEL K | MECH PRE FEED | |
| −3 | BENCH MODEL G | MECH PRE FEED | |

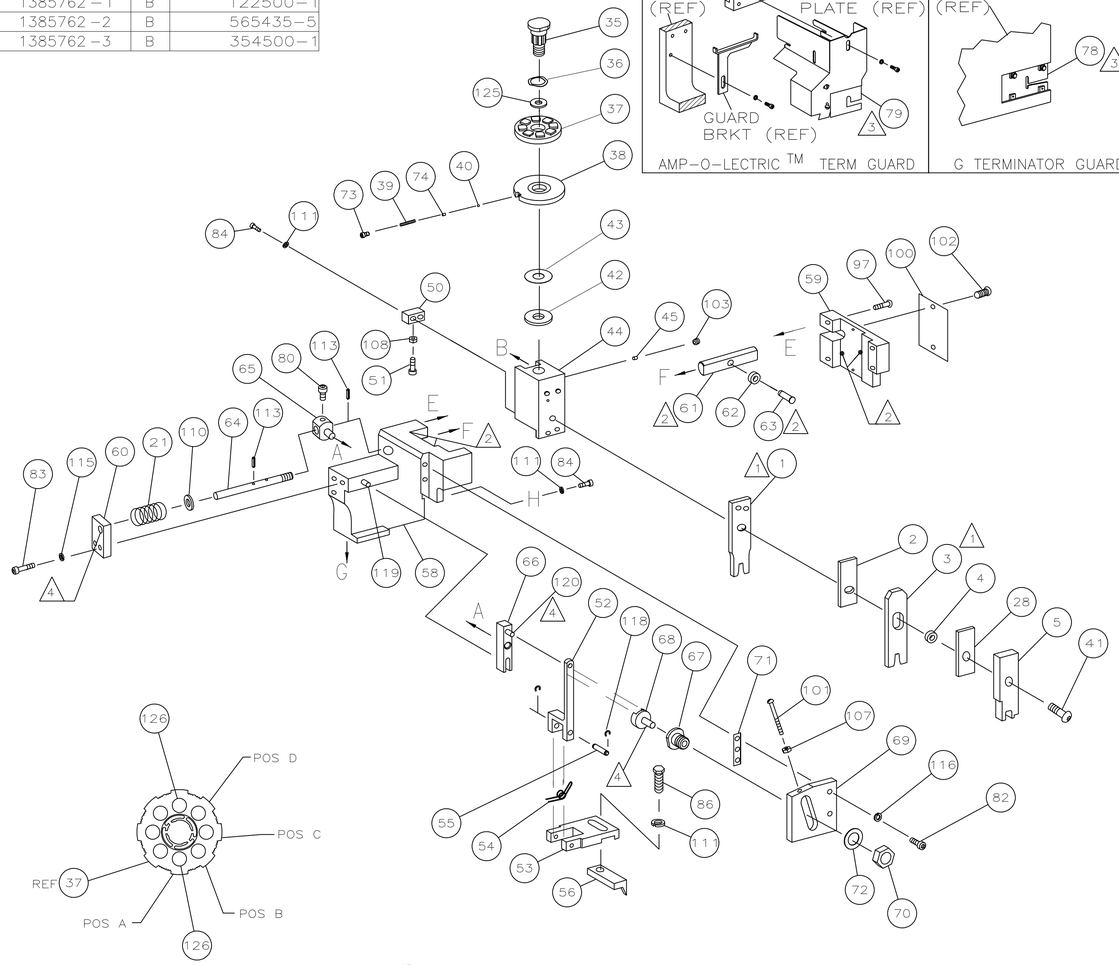


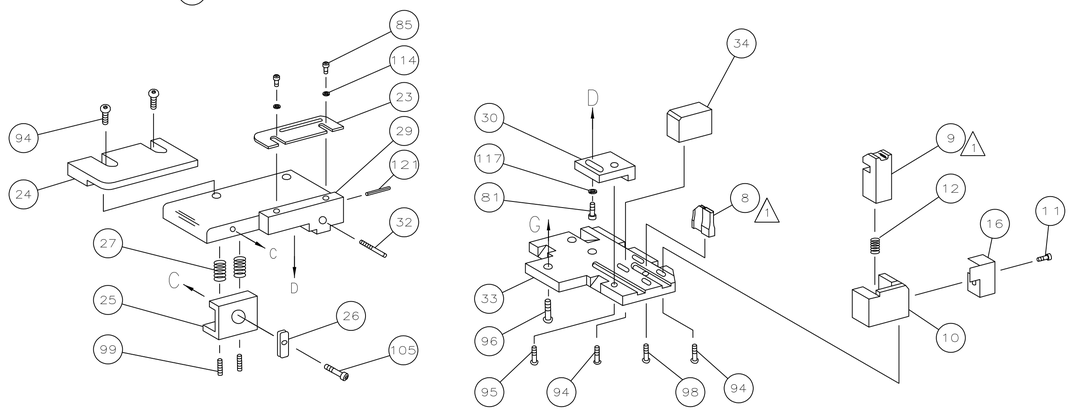

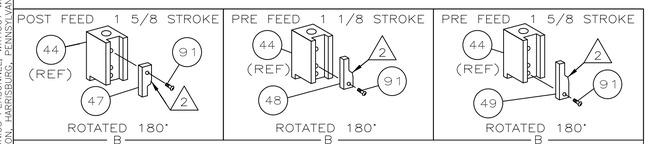


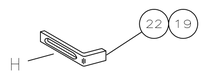

LEADMAKER & BENCH MACHINE

1. RECOMMENDED SPARE PARTS.
2. GREASE LIGHTLY.
3. GUARD MUST BE IN PLACE WHEN OPERATING APPLICATOR IN A BENCH MACHINE.
4. LUBRICATE DAILY USING NO. 20 MACHINE OIL.
5. ITEMS WITH QTY OF REF SPECIFIED (EXCEPT ITEMS 78 AND 79) ARE USED ON ITEM 46.

PARTS LIST

| QTY REQD PER ASSY −3 | −2 | −1 | U/M | PART NO | DESCRIPTION | ITEM NO |
|---|---|---|---|---|---|---|
| | | | | | | 129 |
| | | | | | | 128 |
| | | | | | | 127 |
| 2 | 2 | 2 | – | 5−354778−8 | PIN, WIRE DISC (.2785)A | 126 |
| 1 | 1 | 1 | – | 986950−1 | WASHER, FLAT PRECISION | 125 |
| 1 | 1 | 1 | – | 217238−1 | GENERAL INSTRUCTION PACKAGE | 124 |
| 1 | 1 | 1 | – | 4088040 | SF APPL INST 408−8040 | 123 |
| | | | | | | 122 |
| 1 | 1 | 1 | – | 4−21028−0 | PIN,SLT SPR(ϕ.093x.75)ST GDE PL | 121 |
| REF | REF | REF | – | 1−21030−1 | PIN,DOWEL(ϕ.187x.50)LEVER | 120 |
| REF | REF | REF | – | 1−21030−6 | PIN,DOWEL(ϕ.187x1.25)HOUSING | 119 |
| REF | REF | REF | – | 21045−3 | RING,RET "C"(ϕ.187)FD FING PIN | 118 |
| 1 | 1 | 1 | – | 21024−5 | WASHER, LOCK(#10)ADJ BLOCK | 117 |
| REF | REF | REF | – | 21024−5 | WASHER,LOCK(#10)ADJ PLATE | 116 |
| REF | REF | REF | – | 21024−5 | WASHER,LOCK(#10)FEED GDE ROD | 115 |
| 2 | 2 | 2 | – | 21024−2 | WASHER,LOCK(#4)FRONT STP GUIDE | 114 |
| REF | REF | REF | – | 5−21028−1 | PIN,SLT SPR(ϕ.125x.50)ADJ ROD | 113 |
| | | | | | | 112 |
| 4 | 4 | 4 | – | 21024−4 | WASHER,LOCK(#8)STRIPPER | 111 |
| REF | REF | REF | – | 21899−4 | WASHER,FLAT(ϕ5/16)SCREW ADJ | 110 |
| | | | | | | 109 |
| 1 | 1 | 1 | – | 21018−5 | NUT,HEX(NO.6)HOLDDOWN | 108 |
| REF | REF | REF | – | 21068−5 | NUT,HEX(6−32)FEED ADJ | 107 |
| | | | | | | 106 |
| 1 | 1 | 1 | – | 22353−8 | SCR,SHLD(ϕ.187x.25)DRAG LEVER | 105 |
| | | | | | | 104 |
| 1 | 1 | 1 | – | 21009−2 | SCR,SKT SET(1/4−20x.25 LW)RAM | 103 |
| 2 | 2 | 2 | – | 21017−2 | SCR,DRIVE(#2x.19)ID PLATE | 102 |
| REF | REF | REF | – | 6−23715−5 | SCR,PAN HD(6−32x1.50)FEED ADJ | 101 |
| 1 | 1 | 1 | – | 461264−1 | PLATE, IDENTIFICATION | 100 |
| 2 | 2 | 2 | – | 5−21006−6 | SCR,SET(10−32x.75)DRAG | 99 |
| 1 | 1 | 1 | – | 22733−8 | SCR,BHC(8−32x.38 LW)ANVIL | 98 |
| REF | REF | REF | – | 2−21002−9 | SCR,BHC(10−32x.75)CAP | 97 |
| REF | REF | REF | – | 2−22733−8 | SCR,BHC(1/4−20x.62)HOUSING | 96 |
| REF | REF | REF | – | 2−21002−7 | SCR,BHC(10−32x.50)SG ADJ BLOCK | 95 |
| 6 | 6 | 6 | – | 2−21002−2 | SCR,BHC(8−32x.50)TERM H DWN | 94 |
| | | | | | | 93 |
| | | | | | | 92 |
| 1 | 1 | 1 | – | 1−21002−7 | SCR,BHC(6−32x.38)CAM | 91 |
| | | | | | | 90 |
| | | | | | | 89 |
| | | | | | | 88 |
| | | | | | | 87 |
| 1 | 1 | 1 | – | 2−22603−0 | SCR,HEX HD(8−32x.31)FEED FINGER | 86 |
| 2 | 2 | 2 | – | 1−21000−3 | SCR,SHC(4−40x.25)FR ST GUIDE | 85 |
| 3 | 3 | 3 | – | 2−21000−7 | SCR,SHC(8−32x.50)STRIPPER | 84 |
| REF | REF | REF | – | 3−21000−7 | SCR,SHC(10−32x.75)FEED ROD GD | 83 |
| REF | REF | REF | – | 3−21000−6 | SCR,SHC(10−32x.62)FD ADJ BLK | 82 |
| 1 | 1 | 1 | – | 3−21000−4 | SCR,SHC(10−32x.38)SG ADJ BL | 81 |
| REF | REF | REF | – | 3−21000−4 | SCR,SHC(10−32x.38)PIVOT BLK | 80 |
| – | REF | – | – | 455749−1 | GUARD, WINDOW | 79 |
| REF | – | – | – | 679532−1 | INSERT, GUARD | 78 |
| | | | | | | 77 |
| | | | | | | 76 |
| | | | | | | 75 |
| 1 | 1 | 1 | – | 690603−1 | SPRING, ASSIST | 74 |
| 1 | 1 | 1 | – | 23030−1 | SCR,SHC(6−32x.25 SL)INS DISC | 73 |
| REF | REF | REF | – | 458109−1 | WASHER, SPECIAL | 72 |
| REF | REF | REF | – | 690517−1 | SPACER | 71 |

PARTS LIST

| QTY REQD PER ASSY −3 | −2 | −1 | U/M | PART NO | DESCRIPTION | ITEM NO |
|---|---|---|---|---|---|---|
| REF | REF | REF | – | 22594−8 | NUT,HEX(1/2−20) | 70 |
| REF | REF | REF | – | 240628−1 | PLATE, ADJUSTMENT | 69 |
| REF | REF | REF | – | 240626−1 | SHAFT, PIVOT | 68 |
| REF | REF | REF | – | 240633−1 | BUSHING | 67 |
| REF | REF | REF | – | 455680−1 | LEVER, INTERMEDIATE | 66 |
| REF | REF | REF | – | 240629−1 | BLOCK, PIVOT | 65 |
| REF | REF | REF | – | 240632−2 | SCREW, ADJ FEED ROD | 64 |
| REF | REF | REF | – | 240659−3 | PIN, CAM ROLLER | 63 |
| REF | REF | REF | – | 240658−1 | ROLLER, CAM | 62 |
| REF | REF | REF | – | 454398−2 | ROD, FEED | 61 |
| REF | REF | REF | – | 454178−1 | GUIDE, FEED ROD | 60 |
| REF | REF | REF | – | 454220−1 | CAP, RAM | 59 |
| REF | REF | REF | – | 454485−1 | HOUSING | 58 |
| | | | | | | 57 |
| 1 | 1 | 1 | – | 458537−2 | PAWL, FEED | 56 |
| REF | REF | REF | – | 240624−1 | PIN, FEED FINGER | 55 |
| REF | REF | REF | – | 691499−1 | SPRING, FEED FINGER | 54 |
| REF | REF | REF | – | 690541−1 | HOLDER, FEED FINGER | 53 |
| REF | REF | REF | – | 455679−1 | LEVER, TERMINAL FEED ARM | 52 |
| 1 | 1 | 1 | – | 811242−2 | BUMPER, HOLDDOWN | 51 |
| 1 | 1 | 1 | – | 690753−1 | SPACER, TONKER | 50 |
| 1 | – | – | – | 690602−6 | CAM, PRE−FEED 1 5/8 ST | 49 |
| – | 1 | – | – | 690602−5 | CAM, PRE−FEED 1 1/8 ST | 48 |
| – | – | 1 | – | 690501−4 | CAM, POST−FEED 1 5/8 ST | 47 |
| 1 | 1 | 1 | – | 459456−1 | APPLICATOR, BASIC (SUBASSY) | 46 |
| 1 | 1 | 1 | – | 690191−1 | PLUG, NYLON | 45 |
| 1 | 1 | 1 | – | 455673−6 | RAM | 44 |
| 1 | 1 | 1 | – | 690125−1 | WASHER, LAMINATED | 43 |
| 1 | 1 | 1 | – | 690124−1 | WASHER, RAM | 42 |
| 1 | 1 | 1 | – | 7−21002−9 | BOLT, CRIMPER(5/16x1.00) | 41 |
| 1 | 1 | 1 | – | 23241−6 | BALL, STEEL | 40 |
| 1 | 1 | 1 | – | 690170−1 | SPRING, COMPRESSION | 39 |
| 1 | 1 | 1 | – | 690142−1 | DISC, INSULATION | 38 |
| 1 | 1 | 1 | – | 354777−1 | DISC, WIRE | 37 |
| 1 | 1 | 1 | – | 22480−5 | WASHER, SPRING | 36 |
| 1 | 1 | 1 | – | 690212−1 | POST, RAM | 35 |
| 1 | 1 | 1 | – | 690786−1 | SUPPORT, TERMINAL | 34 |
| REF | REF | REF | – | 455675−1 | PLATE, BASE | 33 |
| 1 | 1 | 1 | – | 690432−3 | SCREW, ADJUSTMENT | 32 |
| | | | | | | 31 |
| REF | REF | REF | – | 455689−1 | BLOCK, STRIP GUIDE ADJ | 30 |
| 1 | 1 | 1 | – | 1−458144−2 | PLATE, STRIP GUIDE | 29 |
| 1 | 1 | 1 | – | 1−455888−0 | SPACER, FRONT SHEAR DEP | 28 |
| 2 | 2 | 2 | – | 1−22284−0 | SPRING, DRAG | 27 |
| 1 | 1 | 1 | – | 240793−1 | LEVER, DRAG RELEASE | 26 |
| 1 | 1 | 1 | – | 240792−1 | DRAG, TERMINAL | 25 |
| 1 | 1 | 1 | – | 6−690504−1 | GUIDE, STRIP (REAR) | 24 |
| 1 | 1 | 1 | – | 690438−1 | GUIDE, STRIP (FRONT) | 23 |
| – | – | 1 | – | 690472−2 | STRIPPER | 22 |
| REF | REF | REF | – | 4−22284−9 | SPRING, FEED RETURN | 21 |
| | | | | | | 20 |
| 1 | 1 | – | – | 691353−1 | STRIPPER | 19 |
| | | | | | | 18 |
| | | | | | | 17 |
| 1 | 1 | 1 | – | 318563−1 | GUARD, CHIP, FRONT | 16 |
| | | | | | | 15 |
| | | | | | | 14 |
| | | | | | | 13 |
| 1 | 1 | 1 | – | 3−22280−3 | SPRING, SHEAR | 12 |
| 1 | 1 | 1 | – | 690461−1 | STOP, SHEAR | 11 |
| 1 | 1 | 1 | – | 690459−1 | HOLDER, SHEAR (FRONT) | 10 |
| 1 | 1 | 1 | – | 454276−1 | SHEAR, FLOAT (FRONT) | 9 |
| 1 | 1 | 1 | – | 5−318711−4 | ANVIL | 8 |
| | | | | | | 7 |
| | | | | | | 6 |
| 1 | 1 | 1 | – | 1−455889−4 | DEPRESSOR, SHEAR (FRONT) | 5 |
| 1 | 1 | 1 | – | 238011−2 | SPACER, BLOCK CRIMPER | 4 |
| 1 | 1 | 1 | – | 1−1424909−0 | CRIMPER, INSULATION | 3 |
| | | | | | | 2 |
| 1 | 1 | 1 | – | 456409−3 | CRIMPER, WIRE | 1 |

| P | LTR | REVISION RECORD | DATE | DWN | APVD |
|---|---|---|---|---|---|
| | B | ECR−09−018101 | 8−2009 | MY | TE |

DIMENSIONS: INCHES
TOLERANCES UNLESS OTHERWISE SPECIFIED:
0 PLC ± –
1 PLC ± –
2 PLC ± –
3 PLC ± –
4 PLC ± –
ANGLES ± –
SURFACE TEXTURE √

| | | |
|---|---|---|
| DWN B.HIGMAN | 27APR04 | MATERIAL – – |
| CHK – | – | HEAT TREAT – – |
| APVD T.ELBIN | 27APR04 | Tyco Electronics Corporation Harrisburg, PA 17105−3608 |
| NAME SIDE FEED HDM APPLICATOR – | | |
| SCALE – | SIZE A1 | DRAWING NO 1385762 |
| SHEET 1 OF 1 | REV B | |

CUSTOMER ACCESSIBLE PRODUCTION DRAWING

LOC A
DIST 66

3308−8 (1/08)

12AUG2009 1:21pm

THIS DRAWING IS A CONTROLLED DOCUMENT.
DWG NO 1385762
THIS INFORMATION IS CONFIDENTIAL AND PROPRIETARY TO TYCO ELECTRONICS CORPORATION AND ITS WORLDWIDE SUBSIDIARIES AND AFFILIATES. IT MAY NOT BE DISCLOSED TO ANYONE OUTSIDE TYCO ELECTRONICS WITHOUT WRITTEN AUTHORIZATION FROM TYCO ELECTRONICS CORPORATION, HARRISBURG, PENNSYLVANIA USA.