
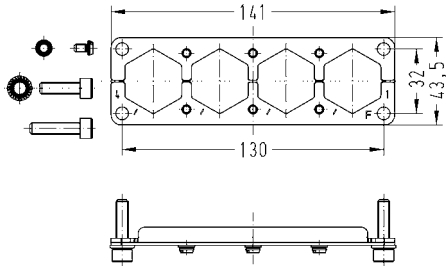

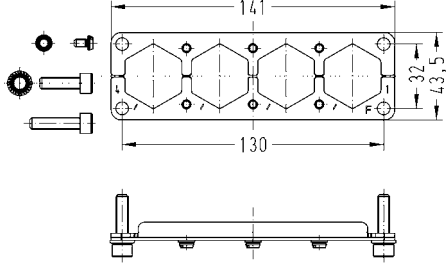

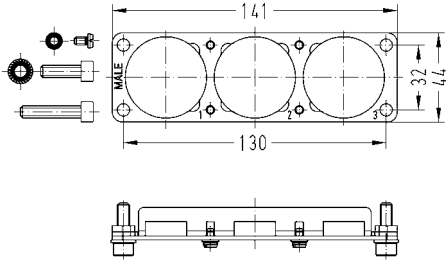

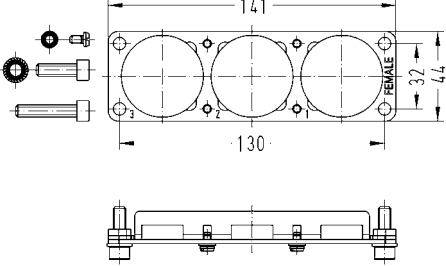


Identification	Part number	Drawing Dimensions in mm
<p>Frame, for male inserts, Han® HC Modular 350, 4 pins</p> <p>Range of delivery: 4 x M4 screw, 4 x washer SK S4, 4 x washer SK S6, 4 x cheese-head screw M6 x 20, 4 x cheese-head screw M6 x 35, 4 x heat shrink tube</p> 	<p>09 11 000 9964</p>	 <p>Tightening torque Fixing screws M6: 10 Nm Tightening torque Screws M4: 1.5 Nm</p>
<p>Frame, for female inserts, Han® HC Modular 350, 4 pins</p> <p>Range of delivery: 4 x M4 screw, 4 x washer SK S4, 4 x washer SK S6, 4 x cheese-head screw M6 x 20, 4 x cheese-head screw M6 x 35, 4 x heat shrink tube</p> 	<p>09 11 000 9965</p>	 <p>Tightening torque Fixing screws M6: 10 Nm Tightening torque Screws M4: 1.5 Nm</p>
<p>Frame, for male inserts, Han® HC Modular 650, 3 pins</p> <p>Range of delivery: 4 x M4 screw, 4 x washer SK S4, 4 x washer SK S6, 4 x cheese-head screw M6 x 20, 4 x cheese-head screw M6 x 35</p> 	<p>09 11 000 9973</p>	 <p>Tightening torque Fixing screws M6: 10 Nm Tightening torque Screws M4: 1.5 Nm</p>
<p>Frame, for female inserts, Han® HC Modular 650, 3 pins</p> <p>Range of delivery: 4 x M4 screw, 4 x washer SK S4, 4 x washer SK S6, 4 x cheese-head screw M6 x 20, 4 x cheese-head screw M6 x 35</p> 	<p>09 11 000 9974</p>	 <p>Tightening torque Fixing screws M6: 10 Nm Tightening torque Screws M4: 1.5 Nm</p>

HC-  
Modular