

SUMMARY



Image is for illustrative purpose only

Wires

Low	7
High	0
Coax	0
Triax	0
Quad	0
Fiber	0
Fluidic	0

Download

[Request a quote](#)

[Catalog](#)

Series	0K
Termination type	Female solder
IP rating	68
Cable Ø	0.00 - 0.00 mm
Matching parts	
Status	
Alternative part	

TECHNICAL DETAILS

Mechanics

Shell Style/Model	HG*: Fixed receptacle, nut fixing, watertight or vacuum-tight
Keying	1 key (alpha=0, plug: male contacts, receptacle: female contacts)
Housing Material	Brass (black chrome) shell and collet nut, nickel plated brass latch sleeve and mid pieces
Cable Fixing	∅ 0 - 0 mm
Variant	P : Watertight

Performance

Configuration	0K.307 : 7 Low Voltage
Insulator	L: PEEK (UL 94 / V-0/3.2, depends on material thickness)
Rated Current	2.5 Amps

Specifications

Contact Type:	Solder
Max. Matings:	5000
Contact Dia.:	0.5 mm (0.02in)
Bucket Dia.:	0.45 mm (0.018in)
Max. Solid Conductor:	0.09 mm ² (AWG 28)
Max. Stranded Conductor:	0.09 mm ² (AWG 28)

R (max): 8.7 mOhm
 Vtest (contact-shell): 700 V (AC), 990 V (DC)
 Vtest (contact-contact): 800 V (AC), 1130 V (DC)

Others

Endurance (Shell): 5000 mating cycles
 Temp (min / max): -20°C / +100°C
 Humidity (max): <=95% [at 60 deg C / 140 F]
 Vibration: 15 g [10 Hz - 2000 Hz]
 Shock Resistance: 100 g [6 ms]
 Salt Spray Corrosion: >144 hr
 Climatological Category: 20/80/21
 Shielding (min): 95 dB (10 MHz)
 Shielding (min): 80 dB (1 GHz)
 Pressure: 60 bars
 IP Rating: 68

DRAWINGS

Draws



Dimensions








	A	B	E	L	M	S1	S3	e
mm.	18	19.5	5.5	21.7	4	12.5	17	M14x1.0
in.	0,71	0,77	0,22	0,85	0,16	0,49	0,67	

RECOMMENDED BY LEMO

Tools

None

Cables

CMN.07.S34.027JGC			
CMN.07.T28.044PGCE	PVC	GREY	
CMN.07.T28.044PGZE		Grey	
CMN.07.T28.044PNCE	PVC	Black	
CMN.07.T28.044PNZE			
007 041	PVC	Grey	
007 050	PVC	Black	
717 920	PVC	Grey	
CTR.75.030.121875G	PVC	Grey	