

CMLT5088EM

SURFACE MOUNT SILICON
DUAL, MATCHED
NPN TRANSISTOR



SOT-563 CASE

• Device is **Halogen Free** by design

MAXIMUM RATINGS: ($T_A=25^\circ\text{C}$)

Collector-Base Voltage
Collector-Emitter Voltage
Emitter-Base Voltage
Continuous Collector Current
Power Dissipation
Operating and Storage Junction Temperature
Thermal Resistance



www.centrasemi.com

DESCRIPTION:

The CENTRAL SEMICONDUCTOR CMLT5088EM consists of two individual, isolated 5088E NPN silicon transistors with matched $V_{BE(ON)}$ characteristics. This device is designed for applications requiring high gain and low noise.

MARKING CODE: 88M

FEATURES:

- Transistor pair matched for $V_{BE(ON)}$

SYMBOL		UNITS
V_{CBO}	50	V
V_{CEO}	50	V
V_{EBO}	5.0	V
I_C	100	mA
P_D	350	mW
T_J, T_{stg}	-65 to +150	$^\circ\text{C}$
θ_{JA}	357	$^\circ\text{C/W}$

ELECTRICAL CHARACTERISTICS PER TRANSISTOR: ($T_A=25^\circ\text{C}$ unless otherwise noted)

SYMBOL	TEST CONDITIONS	MIN	TYP	MAX	UNITS
I_{CBO}	$V_{CB}=20\text{V}$			50	nA
I_{EBO}	$V_{EB}=3.0\text{V}$			50	nA
BV_{CBO}	$I_C=100\mu\text{A}$	50	135		V
BV_{CEO}	$I_C=1.0\text{mA}$	50	65		V
BV_{EBO}	$I_E=100\mu\text{A}$	5.0	8.7		V
$V_{CE(SAT)}$	$I_C=10\text{mA}, I_B=1.0\text{mA}$		45	100	mV
$V_{CE(SAT)}$	$I_C=100\text{mA}, I_B=10\text{mA}$		110	400	mV
$V_{BE(SAT)}$	$I_C=10\text{mA}, I_B=1.0\text{mA}$		700	800	mV
h_{FE}	$V_{CE}=5.0\text{V}, I_C=0.1\text{mA}$	300	430	900	
h_{FE}	$V_{CE}=5.0\text{V}, I_C=1.0\text{mA}$	300	435		
h_{FE}	$V_{CE}=5.0\text{V}, I_C=10\text{mA}$	300	430		
h_{FE}	$V_{CE}=5.0\text{V}, I_C=100\text{mA}$	50	125		
f_T	$V_{CE}=5.0\text{V}, I_C=500\mu\text{A}, f=20\text{MHz}$	100			MHz
C_{ob}	$V_{CB}=5.0\text{V}, I_E=0, f=1.0\text{MHz}$			4.0	pF
C_{ib}	$V_{BE}=0.5\text{V}, I_C=0, f=1.0\text{MHz}$			15	pF
h_{fe}	$V_{CE}=5.0\text{V}, I_C=1.0\text{mA}, f=1.0\text{kHz}$	350		1400	
NF	$V_{CE}=5.0\text{V}, I_C=100\mu\text{A}, R_S=10\text{k}\Omega$ $f=10\text{Hz to } 15.7\text{kHz}$			3.0	dB

MATCHING CHARACTERISTICS:

SYMBOL	TEST CONDITIONS	MIN	MAX	UNITS
$ V_{BE1}-V_{BE2} $	$V_{CE}=5.0\text{V}, I_C=1.0\mu\text{A}$		10	mV
$ V_{BE1}-V_{BE2} $	$V_{CE}=5.0\text{V}, I_C=5.0\mu\text{A}$		10	mV
$ V_{BE1}-V_{BE2} $	$V_{CE}=5.0\text{V}, I_C=10\mu\text{A}$		10	mV
$ V_{BE1}-V_{BE2} $	$V_{CE}=5.0\text{V}, I_C=100\mu\text{A}$		10	mV

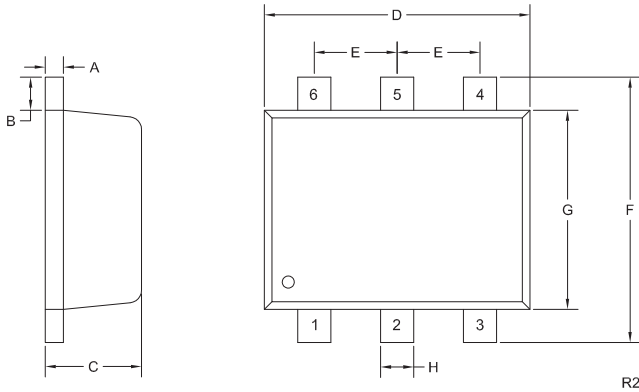
R3 (29-June 2015)

CMLT5088EM

SURFACE MOUNT SILICON
DUAL, MATCHED
NPN TRANSISTOR



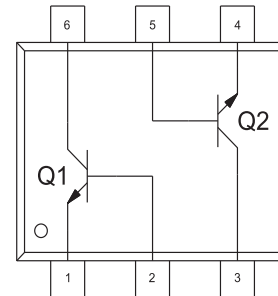
SOT-563 CASE - MECHANICAL OUTLINE



SYMBOL	INCHES		MILLIMETERS	
	MIN	MAX	MIN	MAX
A	0.0027	0.007	0.07	0.18
B	0.008		0.20	
C	0.017	0.024	0.45	0.60
D	0.059	0.067	1.50	1.70
E	0.020		0.50	
F	0.059	0.067	1.50	1.70
G	0.043	0.051	1.10	1.30
H	0.006	0.012	0.15	0.30

SOT-563 (REV: R2)

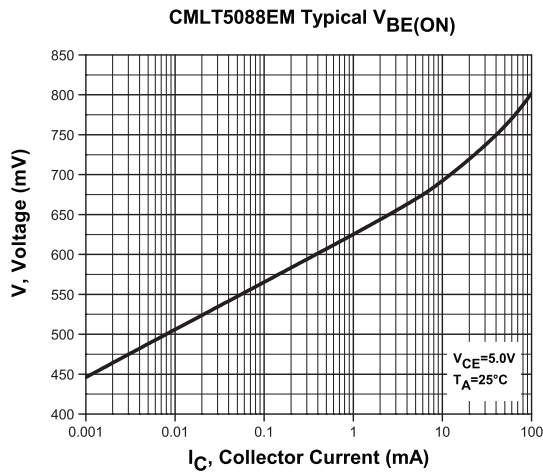
PIN CONFIGURATION



LEAD CODE:

- 1) Emitter Q1
- 2) Base Q1
- 3) Collector Q2
- 4) Emitter Q2
- 5) Base Q2
- 6) Collector Q1

MARKING CODE: 88M



R3 (29-June 2015)

OUTSTANDING SUPPORT AND SUPERIOR SERVICES



PRODUCT SUPPORT

Central's operations team provides the highest level of support to insure product is delivered on-time.

- Supply management (Customer portals)
- Inventory bonding
- Consolidated shipping options
- Custom bar coding for shipments
- Custom product packing

DESIGNER SUPPORT/SERVICES

Central's applications engineering team is ready to discuss your design challenges. Just ask.

- Free quick ship samples (2nd day air)
- Online technical data and parametric search
- SPICE models
- Custom electrical curves
- Environmental regulation compliance
- Customer specific screening
- Up-screening capabilities
- Special wafer diffusions
- PbSn plating options
- Package details
- Application notes
- Application and design sample kits
- Custom product and package development

CONTACT US

Corporate Headquarters & Customer Support Team

Central Semiconductor Corp.
145 Adams Avenue
Hauppauge, NY 11788 USA
Main Tel: (631) 435-1110
Main Fax: (631) 435-1824
Support Team Fax: (631) 435-3388
www.centalsemi.com

Worldwide Field Representatives:
www.centalsemi.com/wwreps

Worldwide Distributors:
www.centalsemi.com/wwdistributors

For the latest version of Central Semiconductor's **LIMITATIONS AND DAMAGES DISCLAIMER**, which is part of Central's Standard Terms and Conditions of sale, visit: www.centalsemi.com/terms