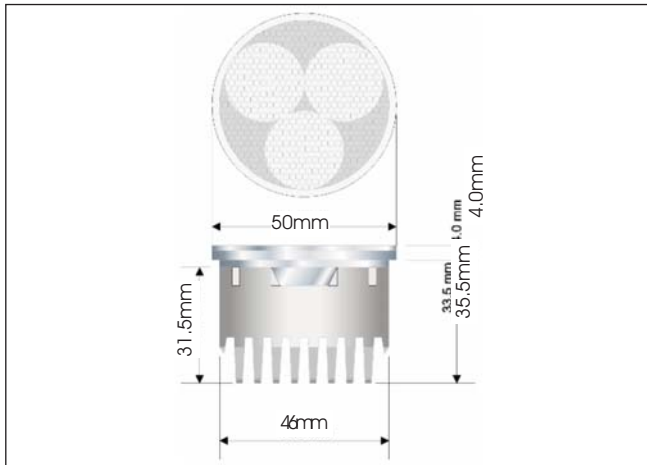




HL16 LED LIGHT ENGINE



Features & Benefits:

- ▷ Easy plug and play wiring options
- ▷ Long operating life typically 50,000 hours
- ▷ Optimised thermal management
- ▷ Onboard driver option
- ▷ Selectable beam angles
- ▷ Full range of light output colours
- ▷ Low heat
- ▷ No UV

Application:

Dialight's HL16 modules feature 3 high flux LEDs complete with heatsink. Comparable to a traditional MR16 size, the HL16 modules can also be easily retrofitted into existing MR16 housings. The HL16 works well in exterior architecture, landscape, accent and display case applications

Mechanical Information

Container Dimensions: Diameter = 50.0mm (1.97")
Height = 36.0mm (1.42"), 37.5mm (1.48") with sub lens attached
Lead length = 150mm (5.91)

Container Weight: 94g

Mounting: MR16 type housings (supplied by others)

Electrical specifications

Power Consumption: 3.6 watts

Operating Temperature: -10°C to +40°C

Drive Current: 350mA

Housing: Die cast heatsink

Lens: Acrylic lens

Photometric Information

CCT: 6,500K (cool white)
3,200K (neutral white)

Initial Lumen Output: Cool White - 300lm
Warm White - 180lm

All values typical unless otherwise stated



HL16 with Wide Lens



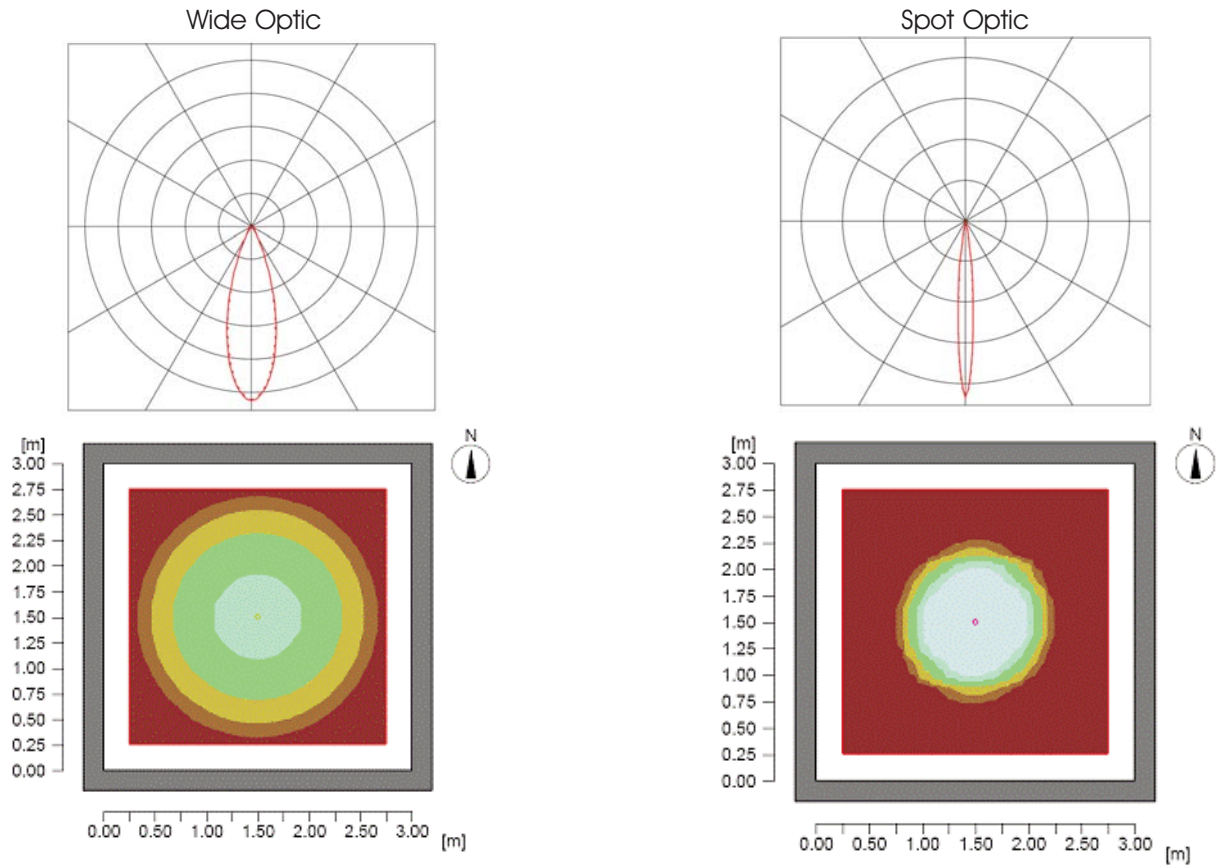
Order Codes:

Part Number	Description
HL16-W	LED light engine, cool white
HL16-WW	LED light engine, warm white

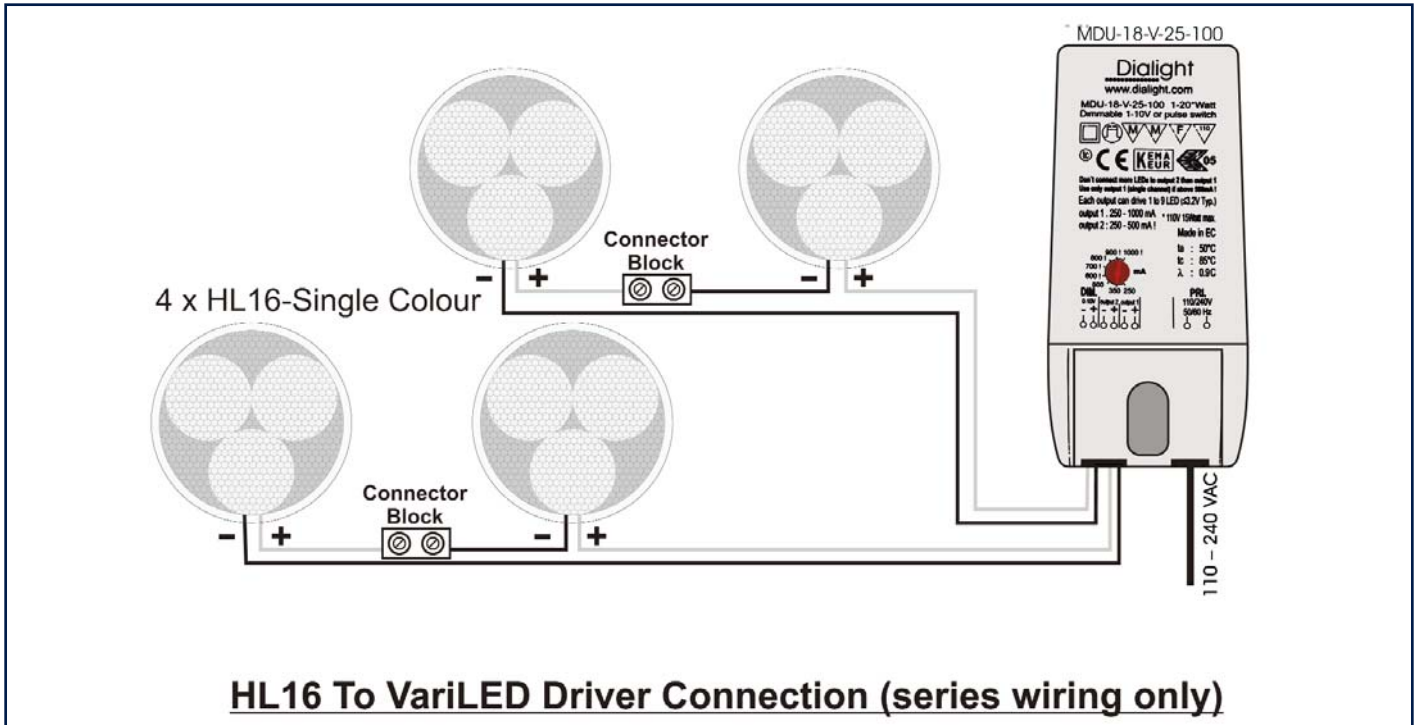
Compatible Drivers:

Part Number	Maximum number of HL16s	Supply Voltage	Dimming	Dimensions
MDU93570	3	110-240VAC	X	100 x 40 x 25 mm
MLD8-C-35170	2	230VAC	X	111 x 52 x 23.5 mm
MDU-18-V-25-100	4	230VAC	Via 0-10V dimmer	110 x 49 x 25 mm
MND70	3	110 - 240VAC	Trailing edge dimmer	99 x 39 x 23.5mm

Operating Characteristics



Typical Wiring Examples



Dialight reserves the right to make changes at any time in order to supply the best product possible.
 The most current version of this document will always be available at:
www.dialight.com/Assets/Brochures_And_Catalogs/Illumination/MDEXLUMHL16.pdf

MDEXLUMHL16_D