

MS-216-5







MS-216-5

Mains switching Reed Sensor

Electrical Characteristics		@ 25 °C
Contact form		A
Contact rating max.	W / VA	10
Switching voltage max.	VDC	200
	VAC	260
Switching current max.	A	0.3
Carry current max.	A	1.4
Breakdown voltage min.	VDC	400
Total resistance max. (initial)	mΩ	200
Insulation resistance min.	Ω	10 ¹⁰

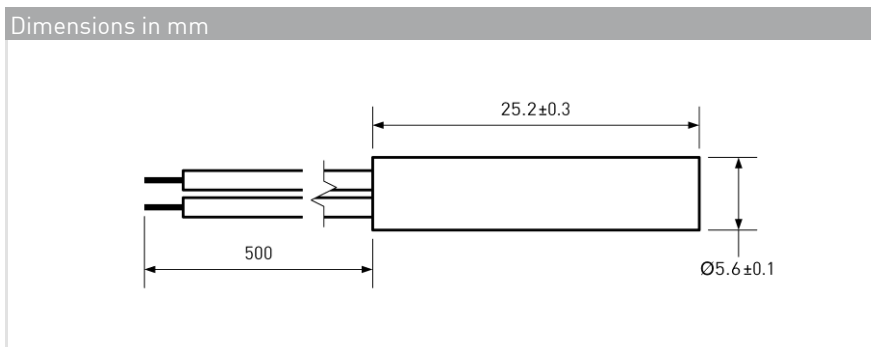
Features
➤ Mains switch inside
➤ Replaces various competitors types
➤ Various sensitivity ranges available
➤ Customized types available

Magnetical Characteristics (of unmodified Reed Switch)		@ 25 °C
Pull in range available	AT	15 - 30
Drop out min.	AT	4
Test coil	TC	200
Test equipment tolerance	± AT	2

Approvals





Operating Characteristics (of unmodified Reed Switch)		@ 25 °C
Switching frequency max.	Hz	400
Resonant frequency typ.	Hz	4000
Operate time max. (incl. bounce)	ms	0.6
Release time max.	ms	0.2

Environmental Characteristics		
Operating temperature	°C	-20 to +85
Vibration (50-2000 Hz)	g	30
Shock (1/2 sin 11 ms)	g	100



Ordering Information	
Packing Unit	50 pcs
Weight per piece	4.8 g
Weight per package	250 g
Standard AT Ranges	
	2 = 15 to 20 AT
	3 = 20 to 25 AT
	4 = 25 to 30 AT
Ordering Example	
MS-216-5-2 describes MS-216-5 with 15 to 20 AT.	

MS-216-5



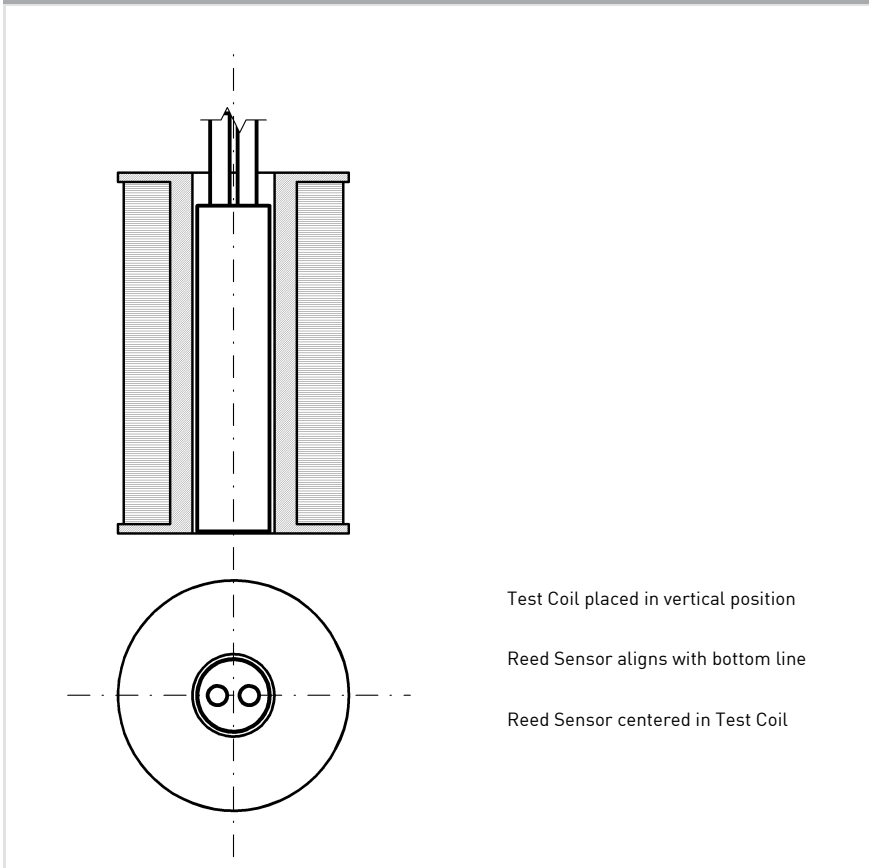
MS-216-5

Mains switching Reed Sensor

Material Information

	Material	Colour
Housing	ABS	black
Cable	UL 1007/1569, AWG 24, 4 mm stripped and tinned	black
Potting compound	Epoxy	black

Test Procedure of final Reed Sensor



Test Parameters

Test coil	TC-093
Test programs	
AT range	Test program
2 =	MS-216-5-2
3 =	MS-216-5-3
4 =	MS-216-5-4

Remarks

When mounted onto ferromagnetic parts switching distance of MS-216-5 may reduce. Electromagnetical influences and magnetic fields may change the switching behaviour of the sensor.