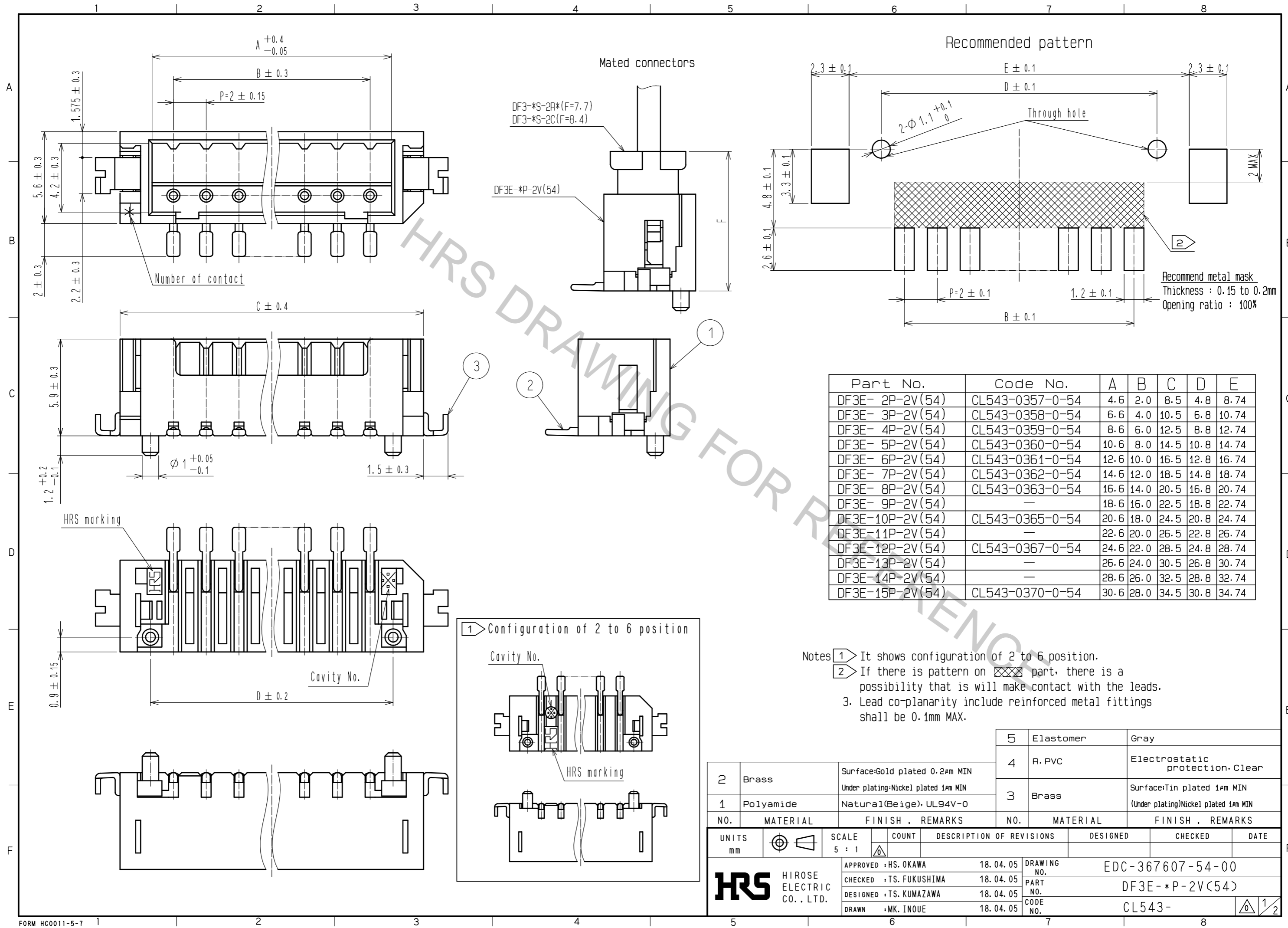


Aug.1.2018 Copyright 2018 HIROSE ELECTRIC CO., LTD. All Rights Reserved.
 In case that the application demands a high level of reliability, such as automotive,
 please contact a company representative for further information.



Part No.	Code No.	A	B	C	D	E
DF3E- 2P-2V(54)	CL543-0357-0-54	4.6	2.0	8.5	4.8	8.74
DF3E- 3P-2V(54)	CL543-0358-0-54	6.6	4.0	10.5	6.8	10.74
DF3E- 4P-2V(54)	CL543-0359-0-54	8.6	6.0	12.5	8.8	12.74
DF3E- 5P-2V(54)	CL543-0360-0-54	10.6	8.0	14.5	10.8	14.74
DF3E- 6P-2V(54)	CL543-0361-0-54	12.6	10.0	16.5	12.8	16.74
DF3E- 7P-2V(54)	CL543-0362-0-54	14.6	12.0	18.5	14.8	18.74
DF3E- 8P-2V(54)	CL543-0363-0-54	16.6	14.0	20.5	16.8	20.74
DF3E- 9P-2V(54)	—	18.6	16.0	22.5	18.8	22.74
DF3E-10P-2V(54)	CL543-0365-0-54	20.6	18.0	24.5	20.8	24.74
DF3E-11P-2V(54)	—	22.6	20.0	26.5	22.8	26.74
DF3E-12P-2V(54)	CL543-0367-0-54	24.6	22.0	28.5	24.8	28.74
DF3E-13P-2V(54)	—	26.6	24.0	30.5	26.8	30.74
DF3E-14P-2V(54)	—	28.6	26.0	32.5	28.8	32.74
DF3E-15P-2V(54)	CL543-0370-0-54	30.6	28.0	34.5	30.8	34.74

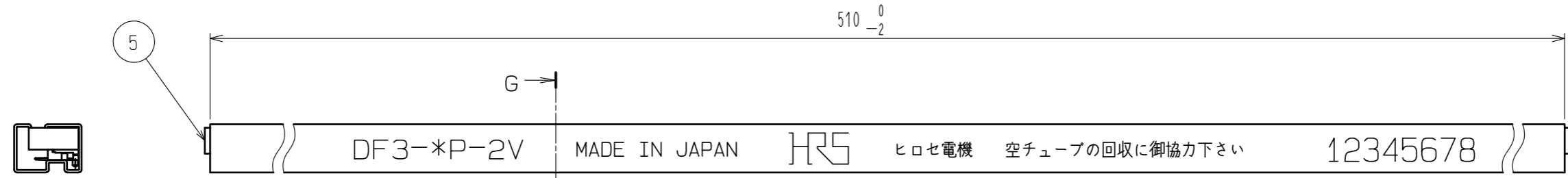
- Notes
- ① It shows configuration of 2 to 6 position.
 - ② If there is pattern on part, there is a possibility that it will make contact with the leads.
 - 3. Lead co-planarity include reinforced metal fittings shall be 0.1mm MAX.

NO.	MATERIAL	FINISH .	REMARKS	NO.	MATERIAL	FINISH .	REMARKS
2	Brass	Surface:Gold plated 0.2μm MIN Under plating:Nickel plated 1μm MIN		5	Elastomer		Gray
1	Polyamide	Natural(Beige), UL94V-0		4	R.PVC		Electrostatic protection, Clear
				3	Brass		Surface:Tin plated 1μm MIN (Under plating)Nickel plated 1μm MIN

UNITS	SCALE	COUNT	DESCRIPTION OF REVISIONS	DESIGNED	CHECKED	DATE
mm	5 : 1	△				

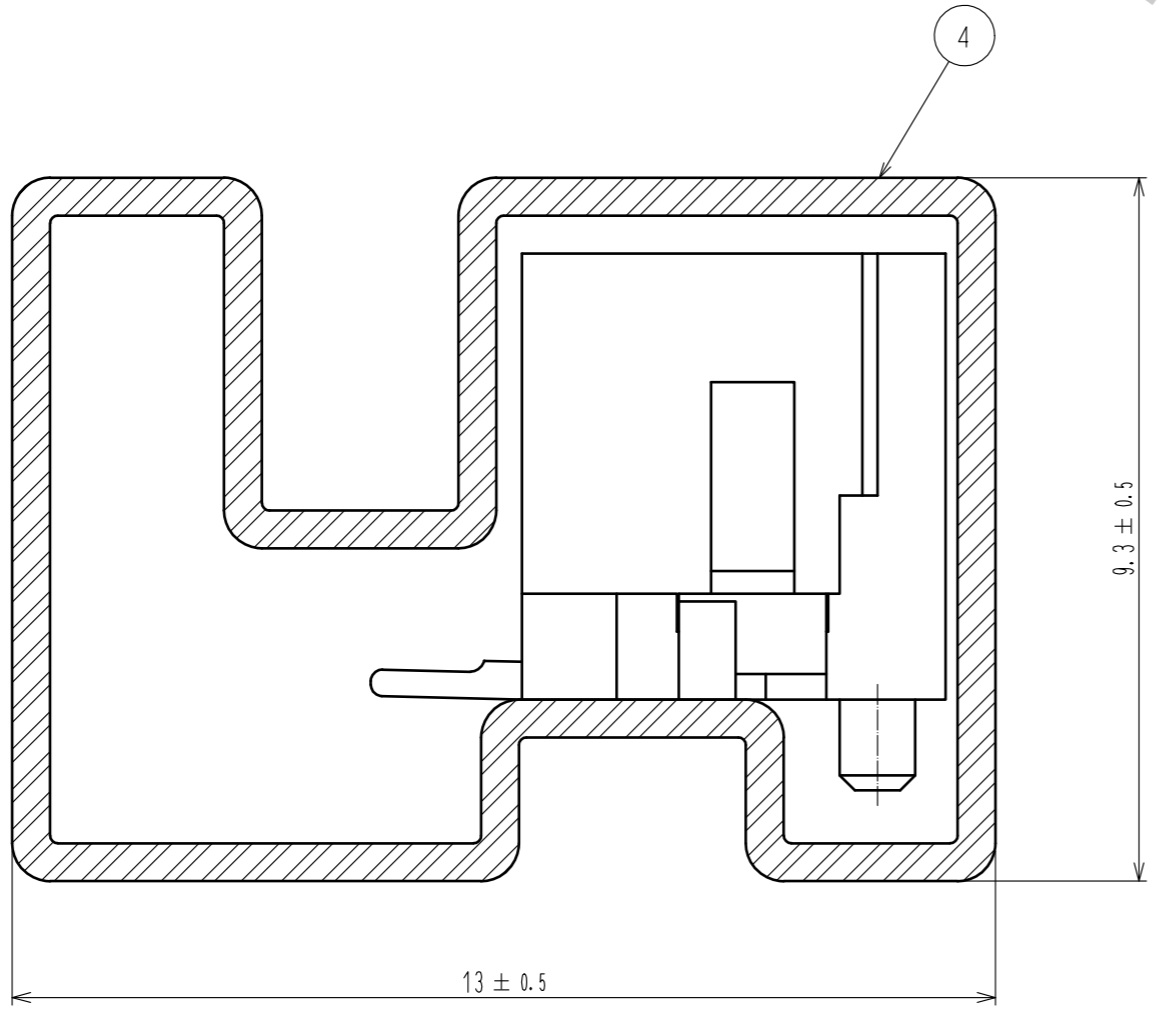
APPROVED : HS. OKAWA	18.04.05	DRAWING NO.	EDC-367607-54-00
CHECKED : TS. FUKUSHIMA	18.04.05	PART NO.	DF3E-*P-2V(54)
DESIGNED : TS. KUMAZAWA	18.04.05	CODE NO.	CL543-
DRAWN : MK. INOUE	18.04.05		

Aug.1.2018 Copyright 2018 HIROSE ELECTRIC CO., LTD. All Rights Reserved.
 In case that the application demands a high level of reliability, such as automotive,
 please contact a company representative for further information.



Notes 4. Number of connectors per a magazine case shall be in accordance with the list.
 5. These connectors shall be on saled in accordance with the multiple quantity on the list.

G-G (10 : 1)



Part No.	Code No.	Number of connectors
DF3E- 2P-2V(54)	CL543-0357-0-54	41
DF3E- 3P-2V(54)	CL543-0358-0-54	34
DF3E- 4P-2V(54)	CL543-0359-0-54	30
DF3E- 5P-2V(54)	CL543-0360-0-54	26
DF3E- 6P-2V(54)	CL543-0361-0-54	23
DF3E- 7P-2V(54)	CL543-0362-0-54	21
DF3E- 8P-2V(54)	CL543-0363-0-54	19
DF3E- 9P-2V(54)	—	18
DF3E-10P-2V(54)	CL543-0365-0-54	17
DF3E-11P-2V(54)	—	15
DF3E-12P-2V(54)	CL543-0367-0-54	14
DF3E-13P-2V(54)	—	14
DF3E-14P-2V(54)	—	13
DF3E-15P-2V(54)	CL543-0370-0-54	12

HRS	DRAWING NO.	EDC-367607-54-00	
	PART NO.	DF3E-*P-2V(54)	
	CODE NO.	CL543-	2/2