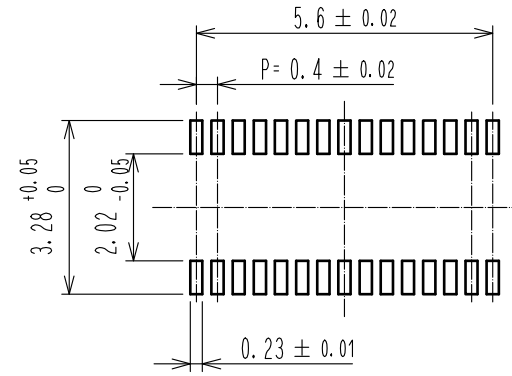
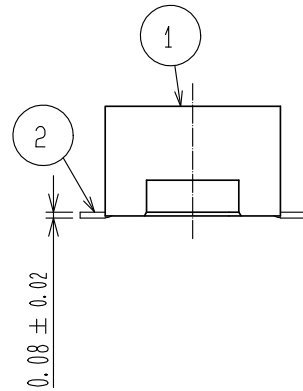
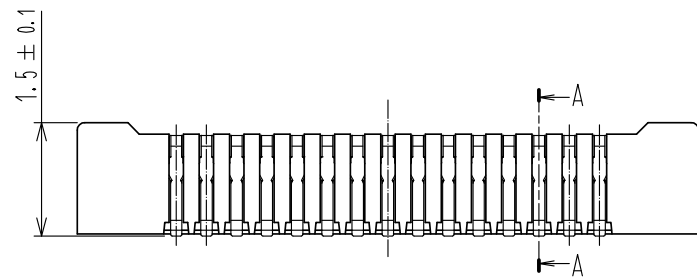
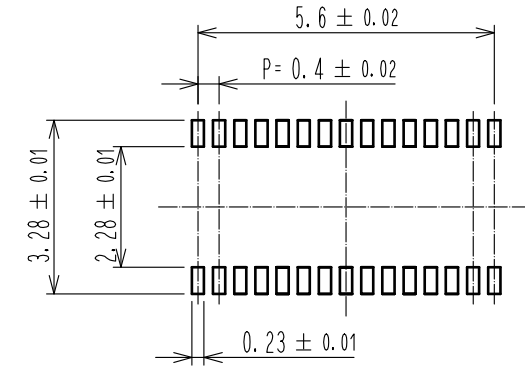


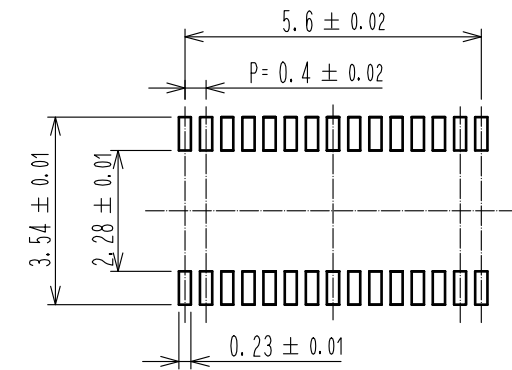
◆ RECOMMENDED PCB LAYOUT
(MOUNTING SURFACE SIDE)



◆ RECOMMENDED METAL MASK DIMENSIONS
METAL MASK THICKNESS : 0.12mm



◆ RECOMMENDED METAL MASK DIMENSIONS
METAL MASK THICKNESS : 0.1mm

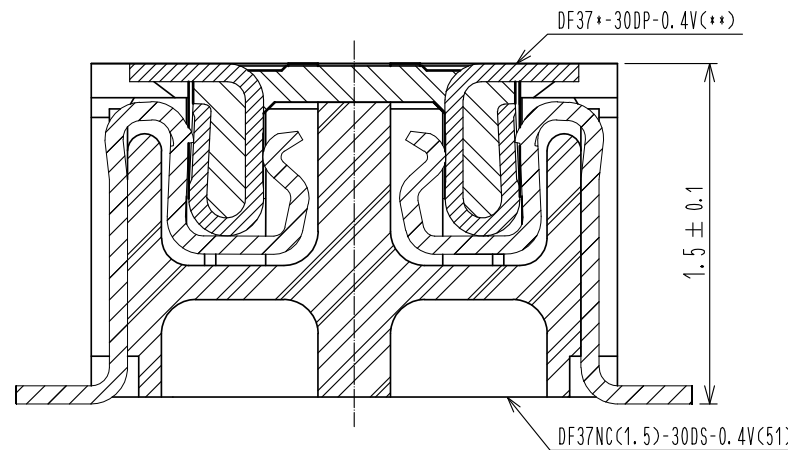
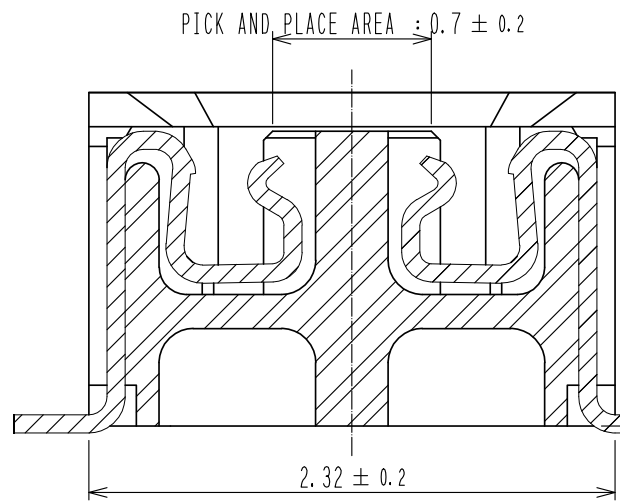


A-A (FREE SIZE)

ENGAGEMENT FIGURE (FREE SIZE)

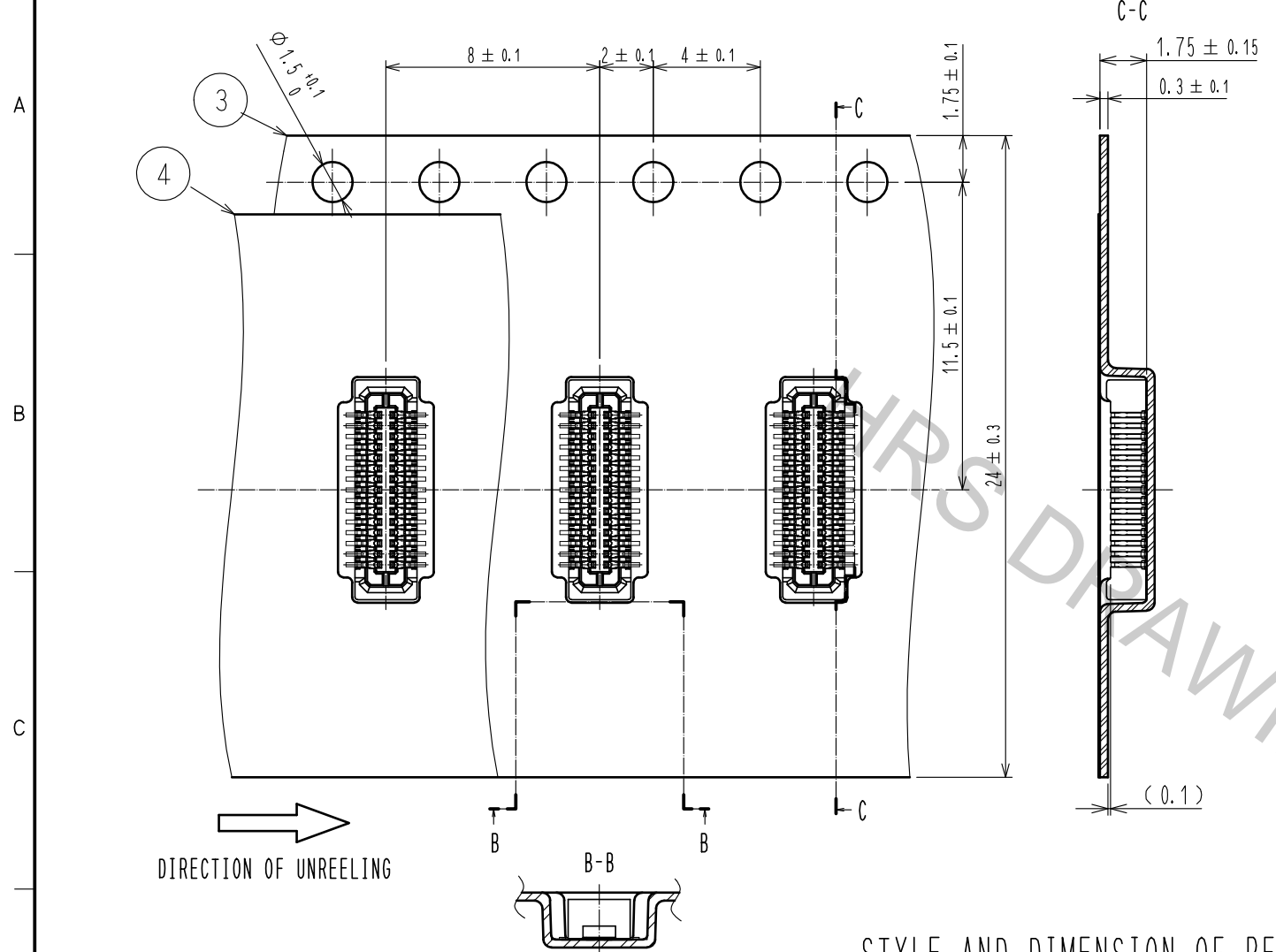
NOTE 1. ALL LEADS CO-PLANARITY SHALL BE 0.1mm MAX.

- ② CONTACT PLATING SPECIFICATIONS.
CONTACT AREA : GOLD 0.05 μm MIN.
SMT LEAD : GOLD 0.05 μm MIN.
UNDERPLATING : NICKEL 1 μm MIN.
(SURFACE : SEALING)

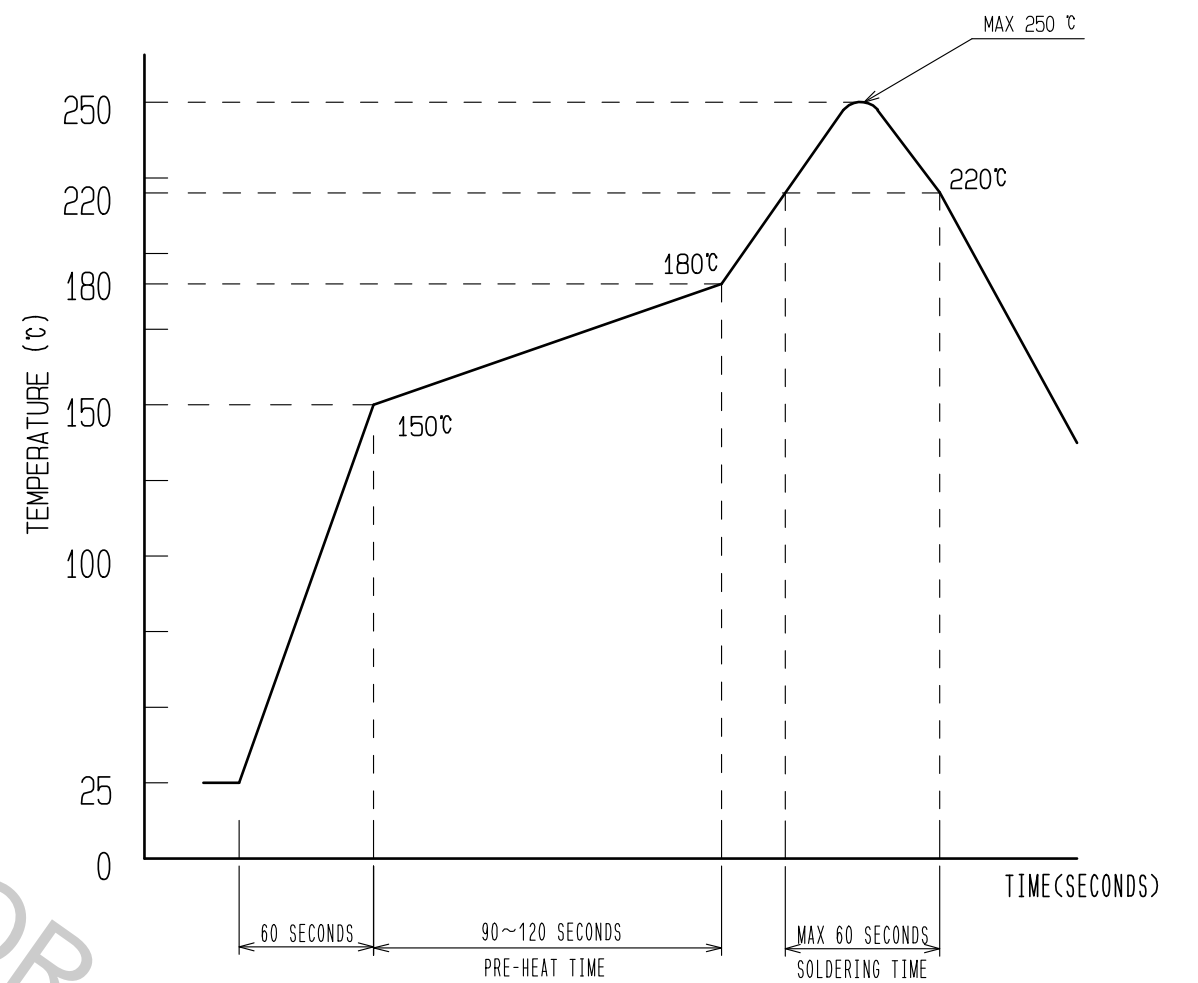


3	PS	CLEAR(EMBOSSD CARRIER TAPE)	6	PS	CLEAR(REINFORCEING COLLAR)			
2	PHOSPHOR BRONZE	②	5	PS	BLACK(PLASTIC REEL)			
1	LCP	UL94V-0, BLACK	4	POLYESTER	CLEAR(COVER TAPE)			
NO.	MATERIAL	FINISH, REMARKS	NO.	MATERIAL	FINISH, REMARKS			
UNITS	mm	SCALE	FREE	COUNT	DESCRIPTION OF REVISIONS	DESIGNED	CHECKED	DATE
HRS		HIROSE ELECTRIC CO., LTD.		APPROVED : MO. ISHIDA	16.03.31	DRAWING NO. EDC-339855-51-01		
				CHECKED : TS. MIYAZAKI	16.03.30	PART NO. DF37NC(1.5)-30DS-0.4V(51)		
				DESIGNED : NY. YAMASHIRO	16.03.30	CODE NO. CL684-3604-8-51		
				DRAWN : KR. AJITO	16.03.30	①/②		

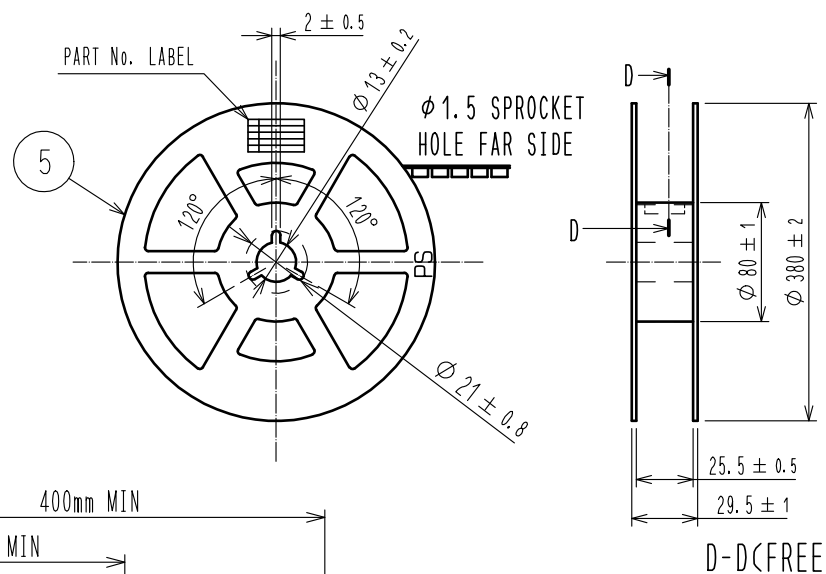
EMBOSSED CARRIER TAPE PACKAGING (FREE SIZE)



RECOMMENDED REFLOW TEMPERATURE PROFILE USING LEAD-FREE SOLDER PASTE.



STYLE AND DIMENSION OF REEL (FREE SIZE)

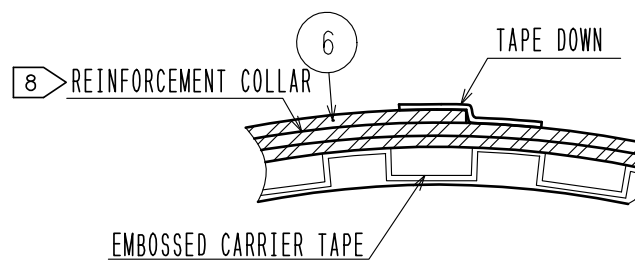
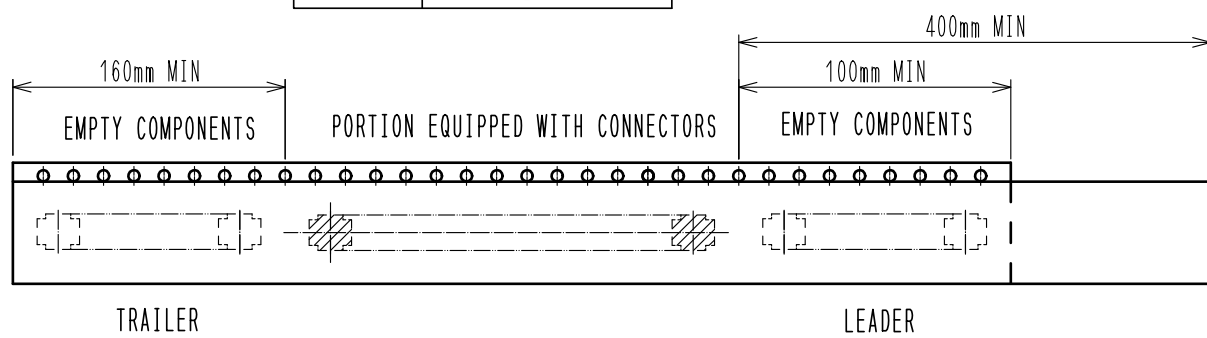


DETAIL OF PART No. LABEL

SUPPLIER	
QUANTITY	
PART NO.	
CODE NO.	
DATE OF MANUFACTURED	
製造年月日	年 月 日
製品コード	CL684-3604-8-51
製品名	DF37NC(1.5)-30DS-0.4V(51)
数量	5000個
納入者	ヒロセ電機(株)

- 1) REFLOW TIME
REFLOW METHOD: IR REFLOW
NUMBER OF REFLOW CYCLES: 2 CYCLES MAX.
DURATION ABOVE 220 °C. 60 SEC. MAX.
(PEAK TEMPERATURE: 250°C MAX.)
- 2) PRE-HEAT TIME
PRE-HEAT TEMPERATURE(MIN) :150 °C
PRE-HEAT TEMPERATURE(MAX) :180 °C
PRE-HEAT TIME : 90~120 sec.

- NOTES
- 3) THIS TEMPERATURE PROFILE IS PER THE CONDITIONS SHOWN ABOVE. ADDITIONAL FACTORS, SUCH AS SOLDER PASTE TYPE, PCB SIZE AND OTHER MOUNTED COMPONENTS COULD AFFECT THE PROFILE. THEREFORE, A THOROUGH EVALUATION OF MOUNTING CONDITION IS REQUIRED PRIOR TO PRODUCTION. TEMPERATURE IS MEASURED AT CONTACT LEAD.
 - 4. PER REEL 5000 CONNECTORS.
 - 5. THE DIMENSIONS IN PARENTHESES ARE FOR REFERENCE.
 - 6) REFER TO JIS C 0806, IEC 60286-3 (PACKING OF COMPONENTS FOR AUTOMATIC HANDLING)
 - 7) DETAIL OF PART NO. LABEL IS WRITTEN IN JAPANESE.
 - 8) AFTER FINISHING THE REELING, COVER THE SURFACE WITH 2 METERS OF REINFORCEMENT COLLAR AND THE DOWN AT THE END.



HRS	DRAWING NO.	EDC-339855-51-01
	PART NO.	DF37NC(1.5)-30DS-0.4V(51)
	CODE NO.	CL684-3604-8-51
		△ 2/2