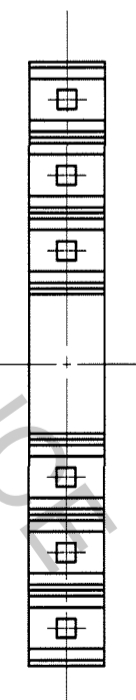
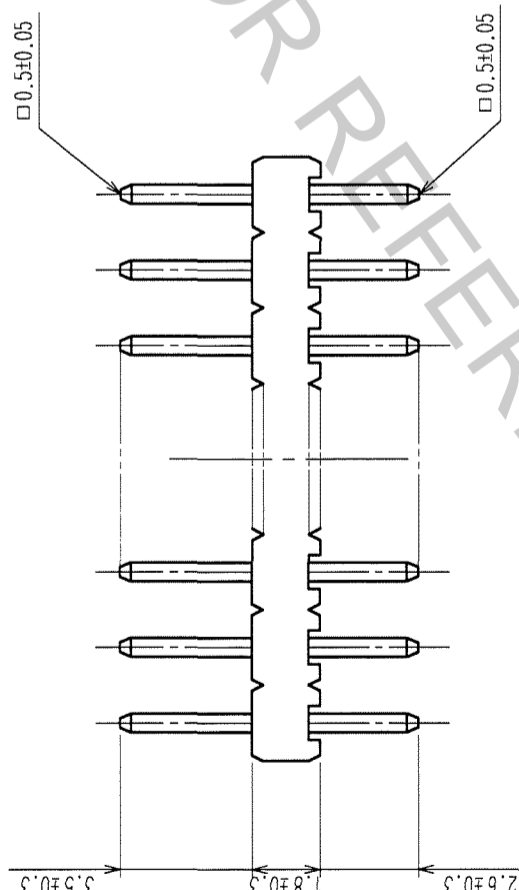
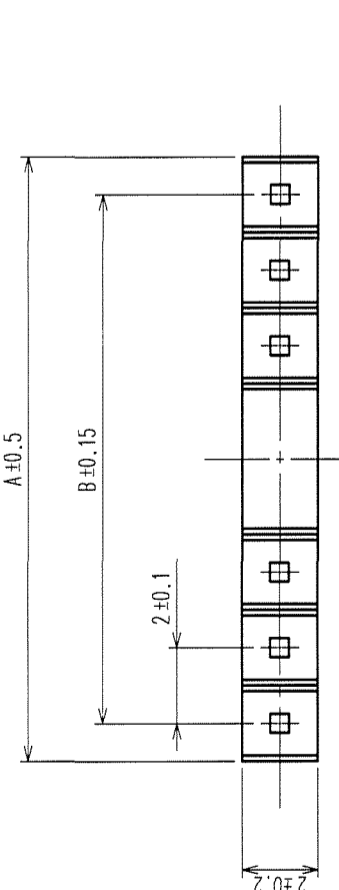
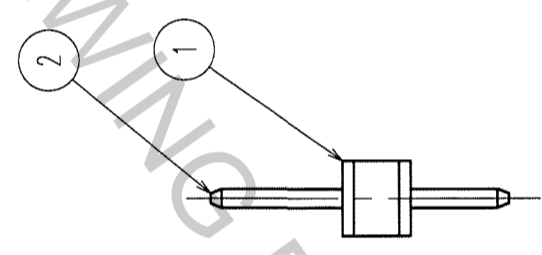
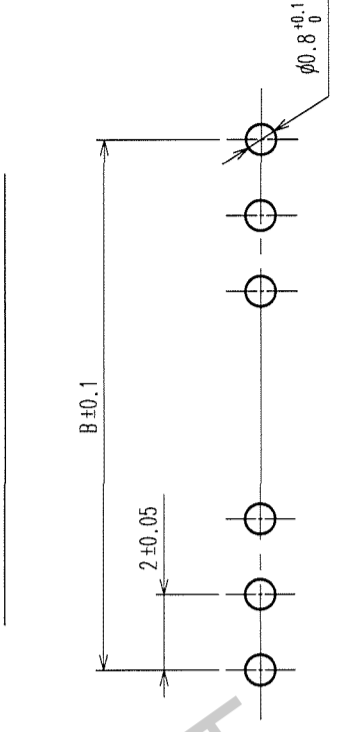


COUNT	DESCRIPTION OF REVISIONS	BY	CHKD	DATE	COUNT	DESCRIPTION OF REVISIONS	BY	CHKD	DATE
△					△				
△					△				
△					△				

RECOMMENDED PC BOARD HOLE PATTERN



PART No.	CODE No.	A	B
A4B-2PA-2DSA(71)	CL622-0401-8-71	2	4
A4B-3PA-2DSA(71)	CL622-0402-0-71	3	6
A4B-4PA-2DSA(71)	CL622-0403-3-71	4	8
A4B-5PA-2DSA(71)	CL622-0404-6-71	5	10
A4B-6PA-2DSA(71)	CL622-0405-9-71	6	12
A4B-7PA-2DSA(71)	CL622-0406-1-71	7	14
A4B-8PA-2DSA(71)	CL622-0407-4-71	8	16
A4B-9PA-2DSA(71)	CL622-0408-7-71	9	18
A4B-10PA-2DSA(71)	CL622-0409-0-71	10	20
A4B-12PA-2DSA(71)	CL622-0411-1-71	12	24
A4B-13PA-2DSA(71)	CL622-0412-4-71	13	26
A4B-14PA-2DSA(71)	CL622-0413-7-71	14	28
A4B-15PA-2DSA(71)	CL622-0414-0-71	15	30
A4B-16PA-2DSA(71)	CL622-0415-2-71	16	32

NOTES 1 NUMBER OF CONTACTS.

1	POLYAMIDE	BLACK	UL94V-0	2	BRASS	CONTACT AREA : GOLD FLASH DIP AREA : TIN-PLATING 2μm min. UNDER PLATING : NICKEL 2μm min.
NO.	MATERIAL	FINISH, REMARKS	NO.	MATERIAL	FINISH, REMARKS	
CODE NO. (OLD) CL			DRAWN K.NAKAMURA	DESIGNED K.NAKAMURA	CHECKED K.NAKAMURA	APPROVED H. Okawa
			06.02.01	06.02.01	06.02.01	06.02.01
DRAWING NO. EDC3-154524-21		PART NO. A4B-*PA-2DSA(71)		RELEASED		
SCALE FREE		UNITS mm		CODE NO. CL622		
HIROSE ELECTRIC CO., LTD				1/1		