

## Sensor/actuator cable - SAC-8P- 5,0-PUR/M 8FS SH - 1404149

Please be informed that the data shown in this PDF Document is generated from our Online Catalog. Please find the complete data in the user's documentation. Our General Terms of Use for Downloads are valid (<http://phoenixcontact.com/download>)




Sensor/actuator cable, 8-position, PUR halogen-free, black-gray RAL 7021, shielded, free cable end, on Socket straight M8, cable length: 5 m

### Your advantages

- ✓ Easy and safe: 100% electrically tested plug-in components
- ✓ Our standard: robust halogen-free PUR cable
- ✓ Save space – with high-pos. connectors
- ✓ Reliable signal transmission – 360° shielding in environments with electromagnetic interference

### Key Commercial Data

Packing unit	1 pc
GTIN	 4 046356 680677
GTIN	4046356680677

### Technical data

#### Dimensions

Length of cable	5 m
-----------------	-----

#### Ambient conditions

Ambient temperature (operation)	-25 °C ... 85 °C (Plug / socket)
Degree of protection	IP65

#### General

Rated current at 40°C	1.5 A
Rated voltage	30 V AC
	30 V DC
Number of positions	8
Insulation resistance	≥ 100 MΩ
Coding	A - standard

# Sensor/actuator cable - SAC-8P- 5,0-PUR/M 8FS SH - 1404149

## Technical data

### General

Standards/regulations	M8 connector IEC 61076-2-104
Status display	No
Protective circuit/component	unwired
Degree of pollution	3
Insertion/withdrawal cycles	≥ 100
Torque	0.2 Nm (M8 connectors)

### Material

Flammability rating according to UL 94	HB
Contact material	CuSn
Contact surface material	Ni/Au
Contact carrier material	TPU GF
Material of grip body	TPU, hardly inflammable, self-extinguishing
Material, knurls	Zinc die-cast, nickel-plated
Sealing material	NBR

### Standards and Regulations

Standard designation	M8 connector
Standards/regulations	IEC 61076-2-104
Flammability rating according to UL 94	HB

### Cable

Cable type	PUR halogen-free black
Cable abbreviation	Li9YV1-C-V1-11Y
UL AWM style	20549
Conductor cross section	8x 0.14 mm <sup>2</sup> (Signal line)
AWG signal line	26
Conductor structure signal line	18x 0.10 mm
Core diameter including insulation	1 mm ±0.02 mm (Signal line)
Thickness, insulation	≥ 0.21 mm (Signal line)
	≥ 0.38 mm (Outer cable sheath)
Wire colors	white, brown, green, yellow, gray, pink, blue, red
Overall twist	8 wires around filler to the core
Length of twist, overall twist	58 mm
Shielding	Tinned copper braided shield
Optical shield covering	85 %
External sheath, color	black-gray RAL 7021
External cable diameter D	5.9 mm ±0.2 mm
Smallest bending radius, fixed installation	29.5 mm
Smallest bending radius, movable installation	59 mm
Number of bending cycles	2000000
Bending radius	59 mm

## Sensor/actuator cable - SAC-8P- 5,0-PUR/M 8FS SH - 1404149

### Technical data

#### Cable

Traversing path	10 m
Traversing rate	3 m/s
Acceleration	10 m/s <sup>2</sup>
Outer sheath, material	PUR
Material, filler	PE
Material conductor insulation	PP
Conductor material	Bare Cu litz wires
Insulation resistance	1 GΩ*km (at 20 °C)
Conductor resistance	139 Ω/km (at 20 °C)
Nominal voltage, cable	≤ 300 V AC
Test voltage, cable	≥ 3000 V AC (Spark test)
Test voltage Core/Shield	≥ 2000 V AC (for 60 s)
Flame resistance	according to UL 758/1581 (horizontal)
	in accordance with UL 758/1581 FT2
Halogen-free	in accordance with DIN VDE 0472 part 815
	in accordance with DIN EN 50267-2-1
Resistance to oil	According to DIN EN 60811-2-1, 168 h at 100°C
Other resistance	hydrolysis and microbe resistant
	Resistant to salt water
	Low adhesion
	abrasion-resistant
	partly UV-resistant in accordance with DIN EN ISO 4892-2-A
Ambient temperature (operation)	-40 °C ... 80 °C (cable, fixed installation)
	-25 °C ... 80 °C (cable, flexible installation)

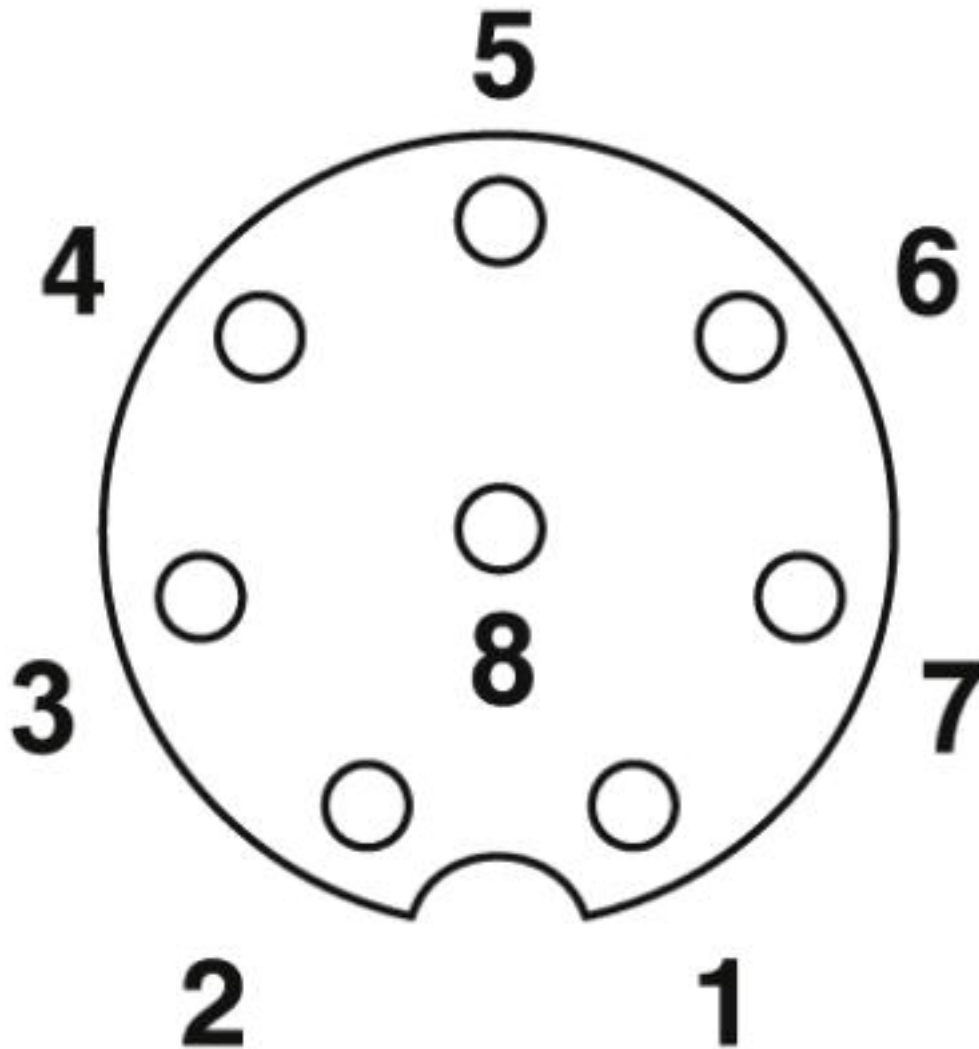
#### Environmental Product Compliance

	Lead 7439-92-1
China RoHS	Environmentally Friendly Use Period = 50
	For details about hazardous substances go to tab "Downloads", Category "Manufacturer's declaration"

#### Drawings

# Sensor/actuator cable - SAC-8P- 5,0-PUR/M 8FS SH - 1404149

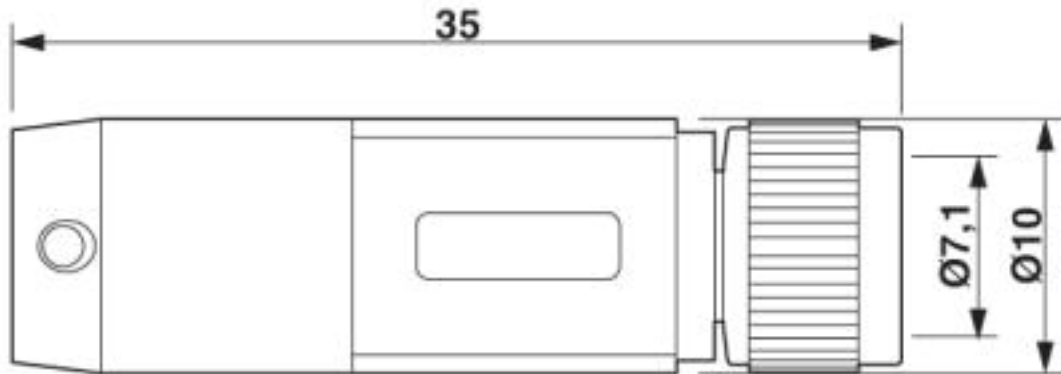
Schematic diagram



Connector pin assignment of M8 socket, 8-pos., view of socket side

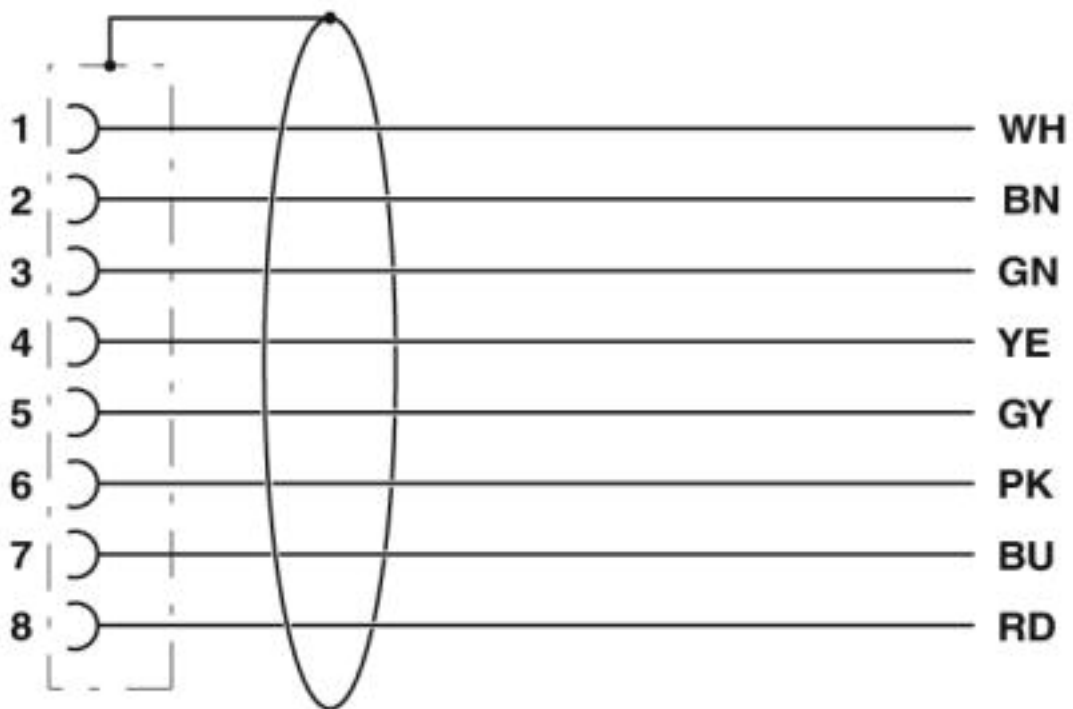
# Sensor/actuator cable - SAC-8P- 5,0-PUR/M 8FS SH - 1404149

Dimensional drawing



Socket M8 x 1, straight

Circuit diagram



Contact assignment of M8 socket

# Sensor/actuator cable - SAC-8P- 5,0-PUR/M 8FS SH - 1404149

Cable cross section



PUR halogen-free black [PUR]

## Approvals

Approvals

---

Approvals

EAC

---

Ex Approvals

---

Approval details

## Sensor/actuator cable - SAC-8P- 5,0-PUR/M 8FS SH - 1404149

### Approvals

EAC



RU C-  
DE.BL08.B.00286

Phoenix Contact 2019 © - all rights reserved  
<http://www.phoenixcontact.com>

PHOENIX CONTACT GmbH & Co. KG  
Flachsmarktstr. 8  
32825 Blomberg  
Germany  
Tel. +49 5235 300  
Fax +49 5235 3 41200  
<http://www.phoenixcontact.com>