

4  
DRAWING MADE IN THIRD ANGLE PROJECTION

3

2

1

THIS DRAWING IS UNPUBLISHED.

RELEASED FOR PUBLICATION

, 19

© COPYRIGHT 19

BY AMP INCORPORATED. ALL INTERNATIONAL RIGHTS RESERVED.

MOD 23 LDC BD DSEP 39

P F

ZONE LTR

REVISIONS

DESCRIPTION

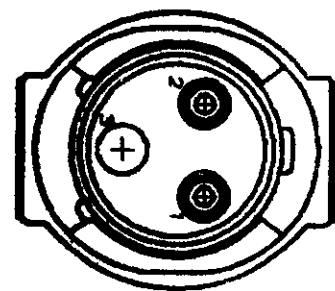
DATE

APPD

E REDRAWN AND REV PER ECN BD4183

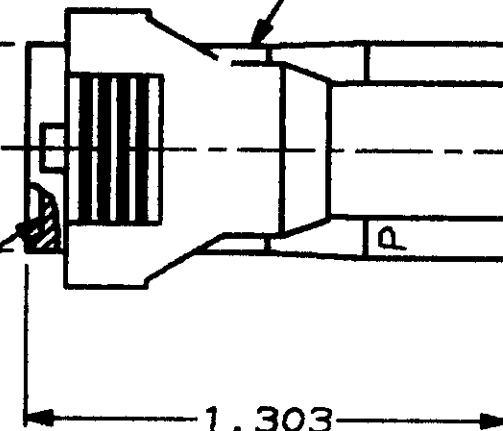
8-17-80

KA



.564  
MAX

HOUSING  
MATERIAL: THERMOPLASTIC  
BLACK

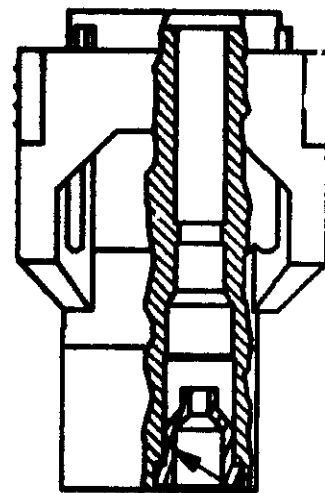
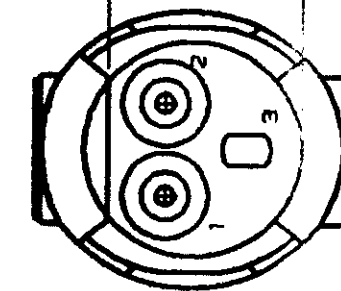


.600 DIA  
MAX

MATING FACE

1.303  
MAX

.536  
MAX



DISCRETE WIRE SEALS  
MATERIAL: ELASTOMER  
BLACK

1. WIRE INSULATION SEALING RANGE .070-.130 DIA.
2. THIN MEMBRANE PERMISSIBLE ON SMALL DIAMETER OF WIRE SEALS.
3. ROTATION OF CAVITY CIRCUIT KEY FROM PART TO PART IS PERMISSIBLE.

207845-1  
PART  
NUMBER

DO NOT SCALE PRINT.  
UNLESS SPECIFIED  
DIMENSIONS IN INCHES  
TOLERANCES ON:  
2 PLC DEC ± -  
3 PLC DEC ± -  
ANGLES ± -

MATERIAL  
SEE CALLOUT

FINISH  
-

DR 8-17-80  
J GALLUCCI BR

CHK *J. Mellita* 1-8-91

APPD *R. Beaver* 1-18-91

APPD *J. Miller* 1/29/91

PRODUCT SPEC  
-

APPLICATION SPEC  
-

WEIGHT  
-

**AMP** AMP INCORPORATED  
Harrisburg, Pa. 17105

NAME  
PLUG, 2 POSITION,  
STANDARD ECONOSEAL  
CONNECTOR

SIZE  
**B**

FSCH NO  
00779

DRAWING NO  
207845

SCALE  
2:1

SHEET  
1 OF 1