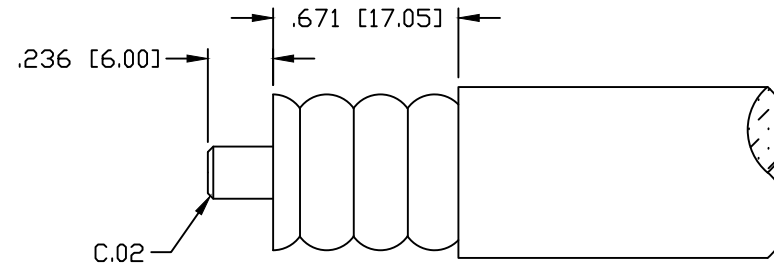
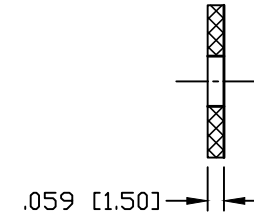
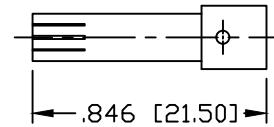
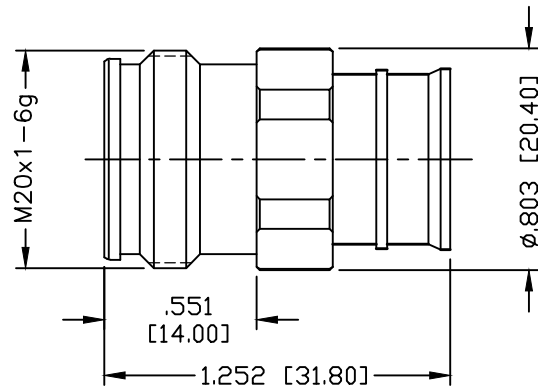


PART NO.

RFD-43FDS-H4

REV	DESCRIPTION	DWN	DATE	APPROVED
-	ENGINEERING RELEASE	CZS	10/04/19	JDMc

**SPECIFICATIONS:**

INTERFACE: IEC61169-54
 IMPEDANCE: 50 Ohms
 FREQUENCY RANGE: 0-6 GHz
 VSWR: <1.15:1 THRU 3 GHz
 PIM: ≤-160 dBc
 DIELECTRIC WITHSTANDING VOLTAGE: 750V/AC
 INSULATION RESISTANCE: 10000MΩ
 TEMPERATURE RANGE: -40°C TO 155°C
 MECHANICAL DURABILITY: 500 CYCLES
 FOR FSJ4-50B, SCF12-50J & SPO-500 CABLE

#	DESCRIPTION	QTY	MATERIAL	FINISH
5	GROUND RING	1	RUBBER	WHITE BRONZE
4	SPACER	1	PTFE	----
3	CONTACT	1	BRASS	SILVER
2	INSULATOR	1	PTFE	----
1	BODY	1	BRASS	WHITE BRONZE

CUSTOMER OUTLINE DRAWING	
ALL DIMENSIONS ARE REFERENCE ONLY	
UNLESS OTHERWISE SPECIFIED: DIMENSIONS ARE IN INCHES AND [MILLIMETERS]	
DRAWN C. ZUNIGA	10/04/19
CHECKED	
ORJ DRAWN C. ZUNIGA	10/04/19

**RoHS
COMPLIANT**

PROPRIETARY AND CONFIDENTIAL
 THIS DRAWING CONTAINS
 INFORMATION PROPRIETARY TO
 RF INDUSTRIES. ANY
 UNAUTHORIZED USE OF THIS
 DRAWING IS EXPRESSLY
 PROHIBITED WITHOUT WRITTEN
 PERMISSION FROM RF
 INDUSTRIES. ANY VIOLATION IS
 PUNISHABLE UNDER U.S.
 COPYRIGHT LAWS.

RFconnectors
 DIVISION OF RF INDUSTRIES, LTD. (858) 549-6345 FAX

RFINDUSTRIES.COM
 7610 MIRAMAR RD.
 SAN DIEGO, CA 92126
 (858) 549-6340
 (858) 549-6345 FAX

4.3-10 JACK, SOLDER
 FOR 1/2" SUPERFLEX CABLE

CABLE GROUP	DWG #	REVISION
H4	RFD-43FDS-H4	—
FORMAT A	SCALE NTS	CONTROL # 000000
		SHEET 1 OF 1