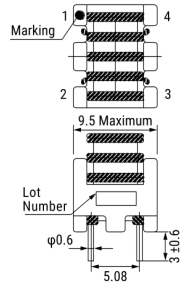


PLT-02

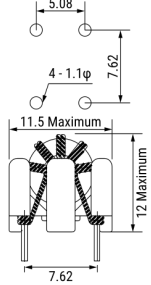
Aliases (UTXPLT02XXXXXX)

KEMET, PLT, Pulse Transformers, PLT

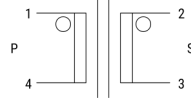
Dimensions - Millimeters



Pin Pattern Gauge Dimensions - Millimeters Tolerance ±0.1 mm



Circuit Diagram



General Information

Series	PLT
Style	Through-Hole
Features	Proprietary Ferrite Material, Flat Insertion Loss Characteristics, UL94 V-0 Flame Retardant Rated Base
RoHS	Yes
Qualifications	UL94V-0
Miscellaneous	Operating Temperature Range Includes Self-temperature Rise.

Specifications

Voltage AC	110 VAC Maximum, 3600 VAC (Dielectric, 2 Seconds Between Coil and Coil, No Abnormality)
Temperature Range	-25/+100°C
DC Resistance	55 mOhms

Click [here](#) for the 3D model.

Dimensions

L	9.5mm MAX
W	11.5mm MAX
H	12mm MAX
LL	3mm +/-0.6mm
S	5.08mm NOM

Packaging Specifications

Packaging	Bulk, Box
Packaging Quantity	900
Component Weight	1.3 g

Statements of suitability for certain applications are based on our knowledge of typical operating conditions for such applications, but are not intended to constitute - and we specifically disclaim - any warranty concerning suitability for a specific customer application or use. This information is intended for use only by customers who have the requisite experience and capability to determine the correct products for their application. Any technical advice inferred from this information or otherwise provided by us with reference to the use of our products is given gratis, and we assume no obligation or liability for the advice given or results obtained.