



HMI5070DL | Advanced HMI Series

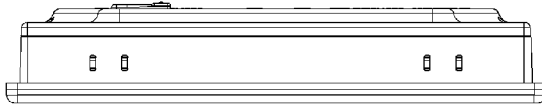
7" Dual-Ethernet Industrial HMI



- Enhanced Graphics, Animation
- Enhanced Security
- Email Notification
- Recipe, Data Logging, Pie Charts
- Trend Graphic, Circular Trends
- Remote Access (Easy Access 2.0)

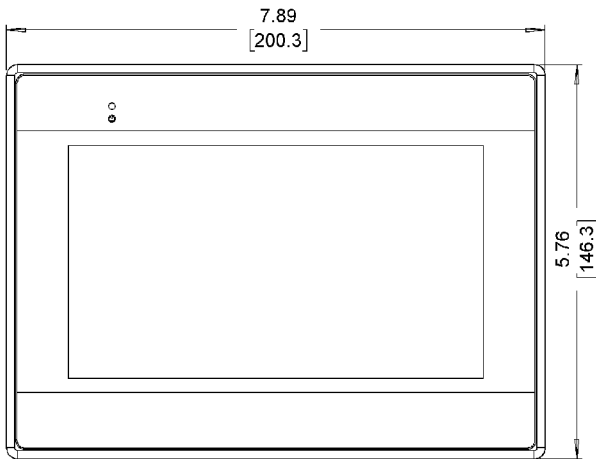


System	CPU	32-bit RISC Cortex-A8, 600 MHz
	Memory (RAM)	128 MB
	Memory (Flash)	128 MB
	RTC	Built-in
I/O Ports	Serial	1 x DE9P COM1: RS-232, COM3: RS-232* 1 x DE9S COM2: RS-485 2 or 4 wire, COM3: RS-485 2 wire
	LAN	2 x GbE RJ-45
	CANbus	N/A
	USB Host	1 x USB 2.0
	USB Client	N/A
	Audio	N/A
	Video	N/A
	Wi-Fi	N/A
	HDMI®	N/A
	SD Card Slot	N/A
Display	Display Type	7" TFT LCD
	Size (W x H)	6.07 x 3.42 inches [155 x 87 mm]
	Resolution (pixels)	800 x 480
	Max. Colors	16.7 M
	Luminance (cd/m²)	400
	Viewing Angle (H°/V°)	160/140
	Contrast Ratio	800:1
	Backlight Lifetime (hours)	30,000+
Touch Screen	Type	4-wire resistive touch
	Active Area Accuracy	Length (X) ± 2%, width (Y) ± 2%
Electrical	Input Voltage	24 ± 20% VDC
	Input Current	600 mA @ 24 VDC
	Input Power	14.4 W
	Power Isolation	Built-in
	Isolation Resistance	Exceed 50 MΩ at 500 VDC
Mechanical	Enclosure	Plastic, light grey
	PCB Coating	Yes
	Dimensions (W x H x D)	7.89 x 5.76 x 1.34 inches [200.3 x 146.3 x 34 mm]
	Net Weight	Approx. 1.32 lbs. [0.6 kg]
	Mounting	Panel mounting
Environmental	Operating Temperature	32° ~ 122° F (0° ~ 50° C)
	Storage Temperature	-4° ~ 140° F (-20° ~ 60° C)
	Relative Humidity	10% ~ 90% (non-condensing)
	Vibration Endurance	10 to 25 Hz (X, Y, Z direction, 2 G, 30 minutes)
	Ratings	UL Type 4X (indoor use only), NEMA 4, IP65 compliant front panel
	Certifications	cULus, CE, RoHS
Software	EBPro (v6.00.01.174 or later), EasyAccess 2.0 pre-installed and activated, IIoT Ready, MQTT, Sparkplug, VNC	
Notes	*RTS/CTS cannot be used for COM1 RS-232 while COM3 RS-232 is in use. Specifications subject to change without notice	

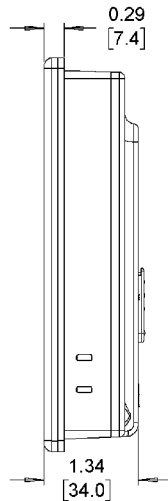


Top View

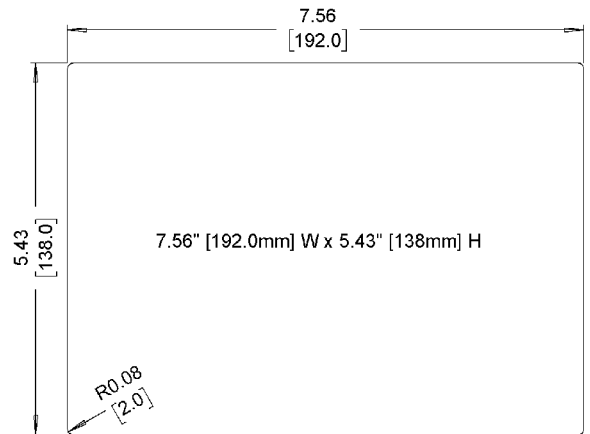
Dimensions are in inches [mm]



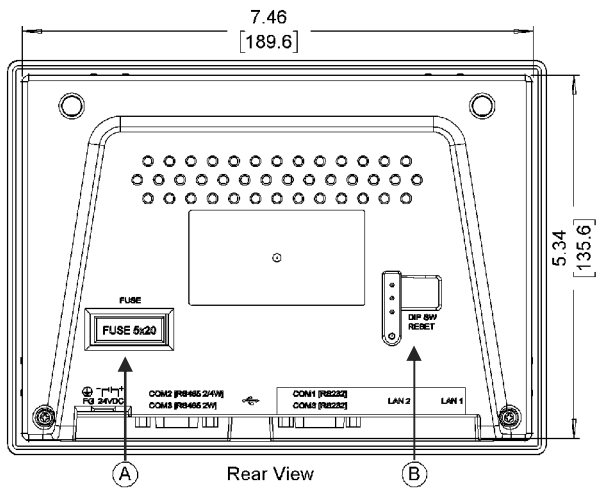
Front View



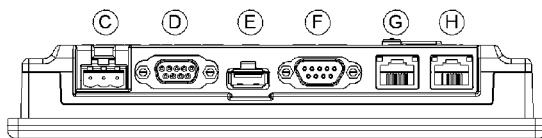
Side View



Cutout Dimensions



Rear View



Bottom view

- A Fuse
- B DIP Switches and Reset Button
- C Power Connector
- D COM Port DE9S
- E USB 2.0 Host Port
- F COM Port DE9P
- G Ethernet Port
- H Ethernet Port