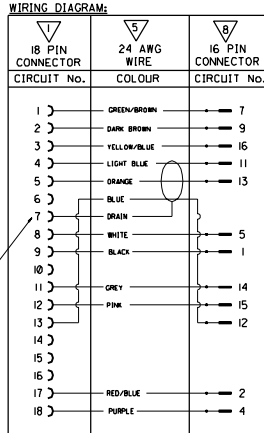


**BILL OF MATERIALS:**

NO.	QUANTITY	SUPPLIER	DESCRIPTION	PART No.	SEE NOTE
1	AMP		18 PIN HOUSING	1-96052-2	
2	AMP		SHIELD FOR 18 PIN HOUSING	96053-1	1
13	AMP		PIN CONNECTION FOR CROSS SECTION 8.2 - 0.5	1-9289 18-1	
1	BENTLY HARRIS		QUIET SLEEVE, 3.0MM DIA, 4.0MM	90848-0361	4
1	NO PREFERRED SUPPLIER		24 AWG 12 CORE CABLE	99036-0238	1
2	NO PREFERRED SUPPLIER		HEAT SHRINK TUBING	T80	4
1	HEROSE		16 PIN DOUBLE ROW SOCKET	541-0603-2	
12	HEROSE		CRIMP CONTACT FOR SOCKET	DF 18-2428-SCF	
1	MOLEX		FLEECE TAPE, REF TESA 51600	90848-0378	



SEE NOTE 1

**CABLE SPECIFICATION:**

LEAD TYPE: FLAT  RIBBON  ROUND  OTHER

SPIRAL CABLE YES  NO

NO. OF CONDUCTORS 18

2. CABLE REQUIREMENTS: NA

CONDUCTOR SPECIFICATIONS:

CONDUCTOR NO.	COLOURS
1 - 12	COLOURS 4 & 5 TWISTED TOGETHER
13	COLOURS 11 & 12 TWISTED TOGETHER
14	COLOURS 11 & 12 TWISTED TOGETHER

CONDUCTOR 1: 1 LIGHT BLUE

MATERIAL: 2 BLUE

AWG: 24 3 ORANGE

STANDING OFF/ANG: 45/90 4 PURPLE

TENSILE STRENGTH: N/A 5 BLACK

INSULATION: 6 DARK BROWN

MATERIAL: PVC 7 GREEN/BROWN

MIN. WALL THICKNESS: 0.20 8 PINK

COLOR: SEE COLOR CODE CHART 9. ONLY 9. YELLOW/BLUE

OUTSIDE DIAMETER: 1.8-1.9MM 10. ONLY 10. RED/BLUE

DIRECTION OF LAY: S 11. DRINKING FOIL SHIELD

LENGTH OF LAY: 08 + 5 12. POLYESTER FILM

UL RATING: N/A

TEST LENGTH: 5 REE

COLOURS 4, 5, 11, 12

4. FILLER: 1

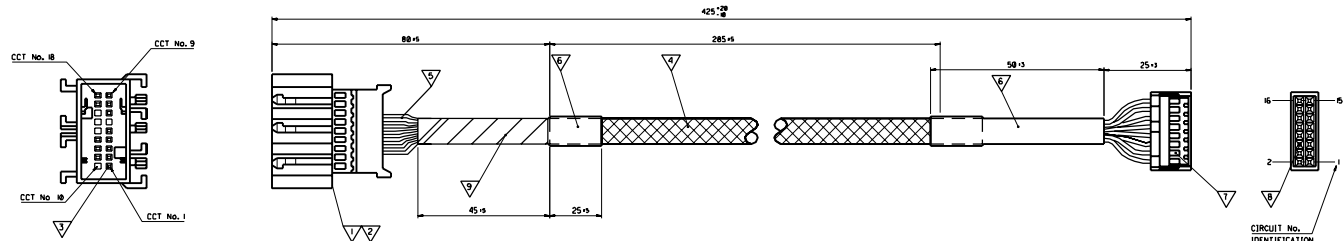
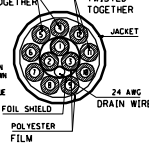
5. SEPARATOR: 1

6. SHIELD: 1

7. DRAIN WIRE: 1

8. CABLE JACKET: 1

9. PACKAGING: 1



- NOTES:-**
1. DRAIN WIRE TO 18 PIN HOUSING TO BE COVERED WITH HEAT SHRINK INSULATION TUBING.
  2. ASSEMBLIES TESTED FOR SHORTS AND DISCONTINUITIES.
  3. PACKAGING: PARTS PACKED LOOSELY IN BOXES.
  4. OVERLAP OF HEAT SHRINK AND QUIETSLEEVE TO BE 320MM.

UPDATE CABLE & TAPE TO 09/07/27  
DRAIN WIRE TO 09/07/27

A3

2 x 1 \* \*  
B. ENRIGH 99/07/27  
M. CURRAN 99/07/27  
M. WHITE 99/07/27

CDC-IC CAR FAX CABLE

1/2 . 92601-0051 SD-92601-099 1 OF 1

SMT. 1 OF 1					MRI-SD-92601-099	
MODIFICATION RECORD INDEX						
ECN	ISS.	DATE	INIT.	SPTS. AFFECTED	DESCRIPTION OF MOD.	
E2000-0099	A2	05.07.20	BE		ORIGINAL RELEASE	
E2000-0626	A3	08.01.17	DR	1	ADD POLYESTER FILM BETWEEN CORES & DRAIN WIRE ON TRIAXIS CHANGE TAPE FROM -0367 TO 90848-0378	
<p style="text-align: right;">MOLLEX EUROPE</p> <p style="text-align: right;">REVISE ONLY ON CAD SYSTEM</p> <p style="text-align: right;">MOLLEX EUROPE</p>						
FORM 1000 (REV. 01/99)						FORM 1000 (REV. 01/99)
FORM 1000 (REV. 01/99)						A3

**LEVEL CHART**

1	17	33	49
2	18	34	50
3	19	35	51
4	20	36	52
5	21	37	53
6	22	38	54
7	23	39	55
8	24	40	56
9	25	41	57
10	26	42	58
11	27	43	59
12	28	44	60
13	29	45	61
14	30	46	62
15	31	47	63
16	32	48	64