

MODEL:

PDU3VS6L2120

3-Phase Switched Rack-Mount PDU



200/208/240V
3-Phase Input



NEMA L21-20P
Plug



200/208/240V
Single-Phase
Output



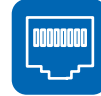
30 Switched
Outlets



6.7kW
Load Capacity



Multimode
Load Meter



Network
Interface

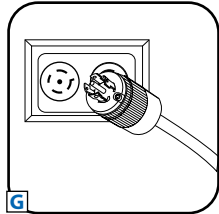


0U
Rackmount

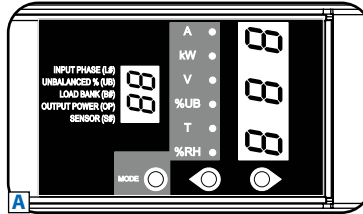


Toolless
Mounting
Buttons

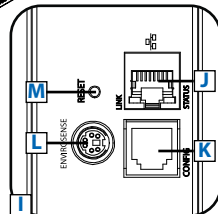
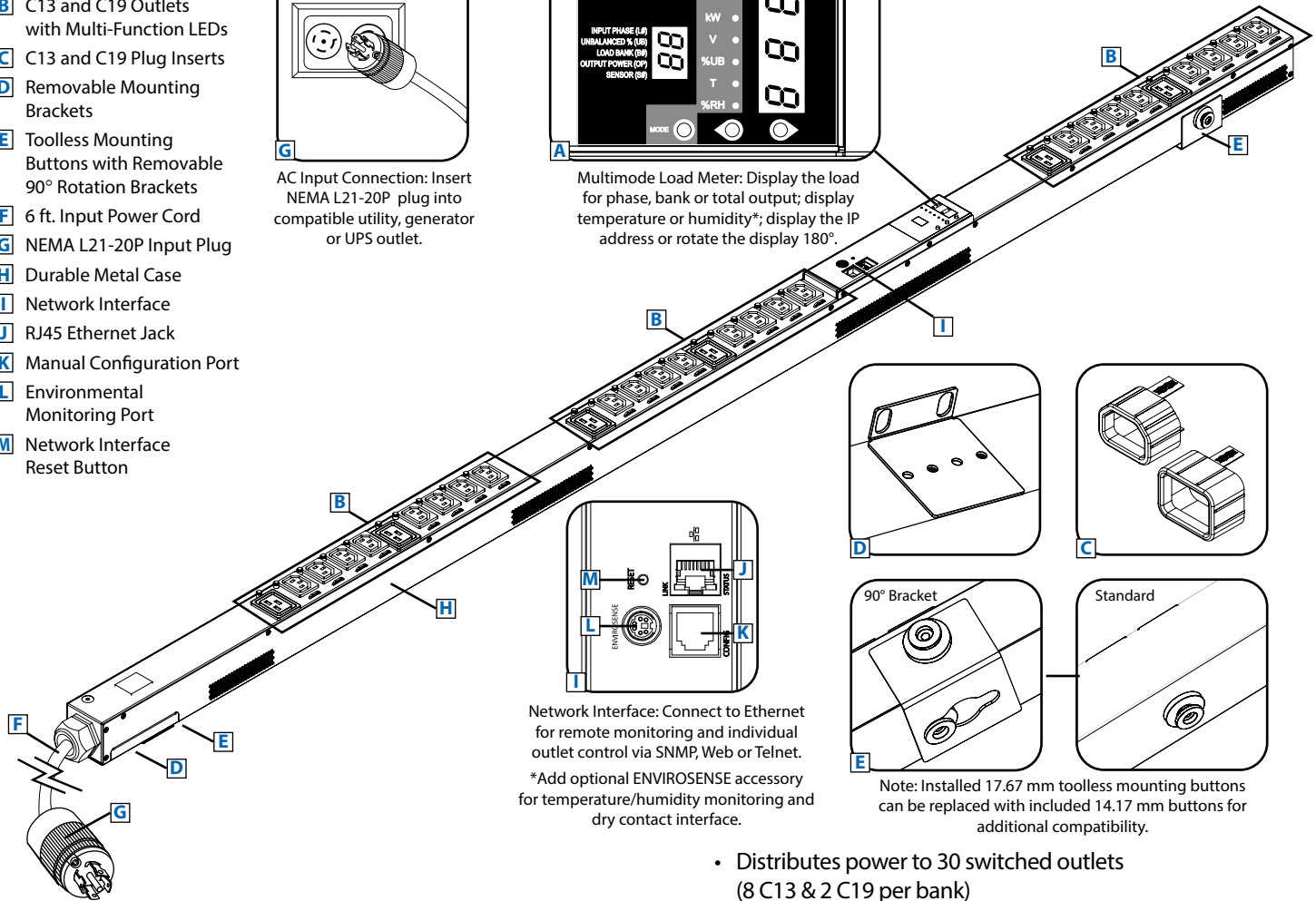
- A** Multimode Load Meter
- B** C13 and C19 Outlets with Multi-Function LEDs
- C** C13 and C19 Plug Inserts
- D** Removable Mounting Brackets
- E** Toolless Mounting Buttons with Removable 90° Rotation Brackets
- F** 6 ft. Input Power Cord
- G** NEMA L21-20P Input Plug
- H** Durable Metal Case
- I** Network Interface
- J** RJ45 Ethernet Jack
- K** Manual Configuration Port
- L** Environmental Monitoring Port
- M** Network Interface Reset Button



AC Input Connection: Insert NEMA L21-20P plug into compatible utility, generator or UPS outlet.

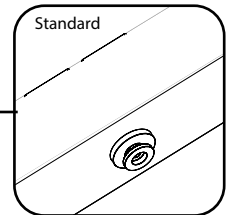
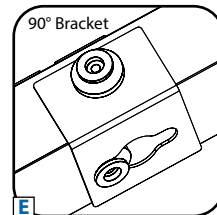
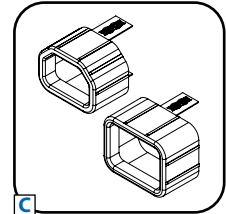
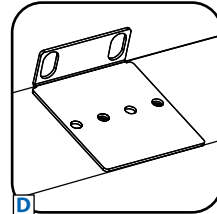


Multimode Load Meter: Display the load for phase, bank or total output; display temperature or humidity*; display the IP address or rotate the display 180°.



Network Interface: Connect to Ethernet for remote monitoring and individual outlet control via SNMP, Web or Telnet.

*Add optional ENVIROSENSE accessory for temperature/humidity monitoring and dry contact interface.



Note: Installed 17.67 mm toolless mounting buttons can be replaced with included 14.17 mm buttons for additional compatibility.

- Distributes power to 30 switched outlets (8 C13 & 2 C19 per bank)
- Remote monitoring and control via SNMP, Web or Telnet
- Displays load for each bank and phase, and total output in real time
- Perfect for rack-mount server, network and telecom applications

SEE NEXT PAGE FOR DETAILED UNIT MEASUREMENTS

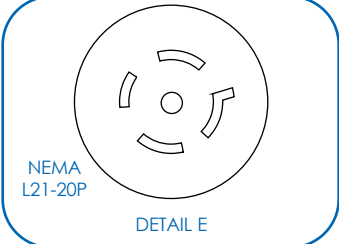
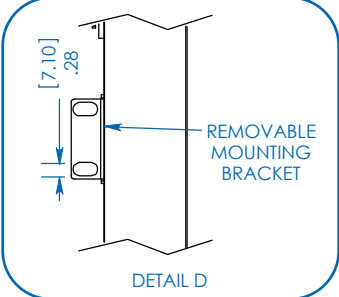
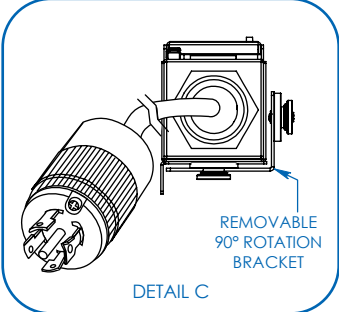
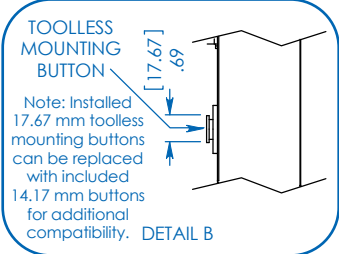
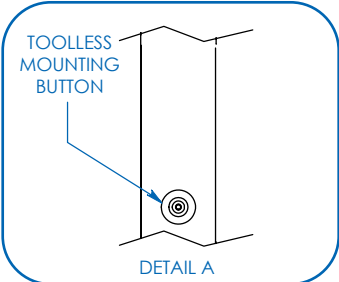
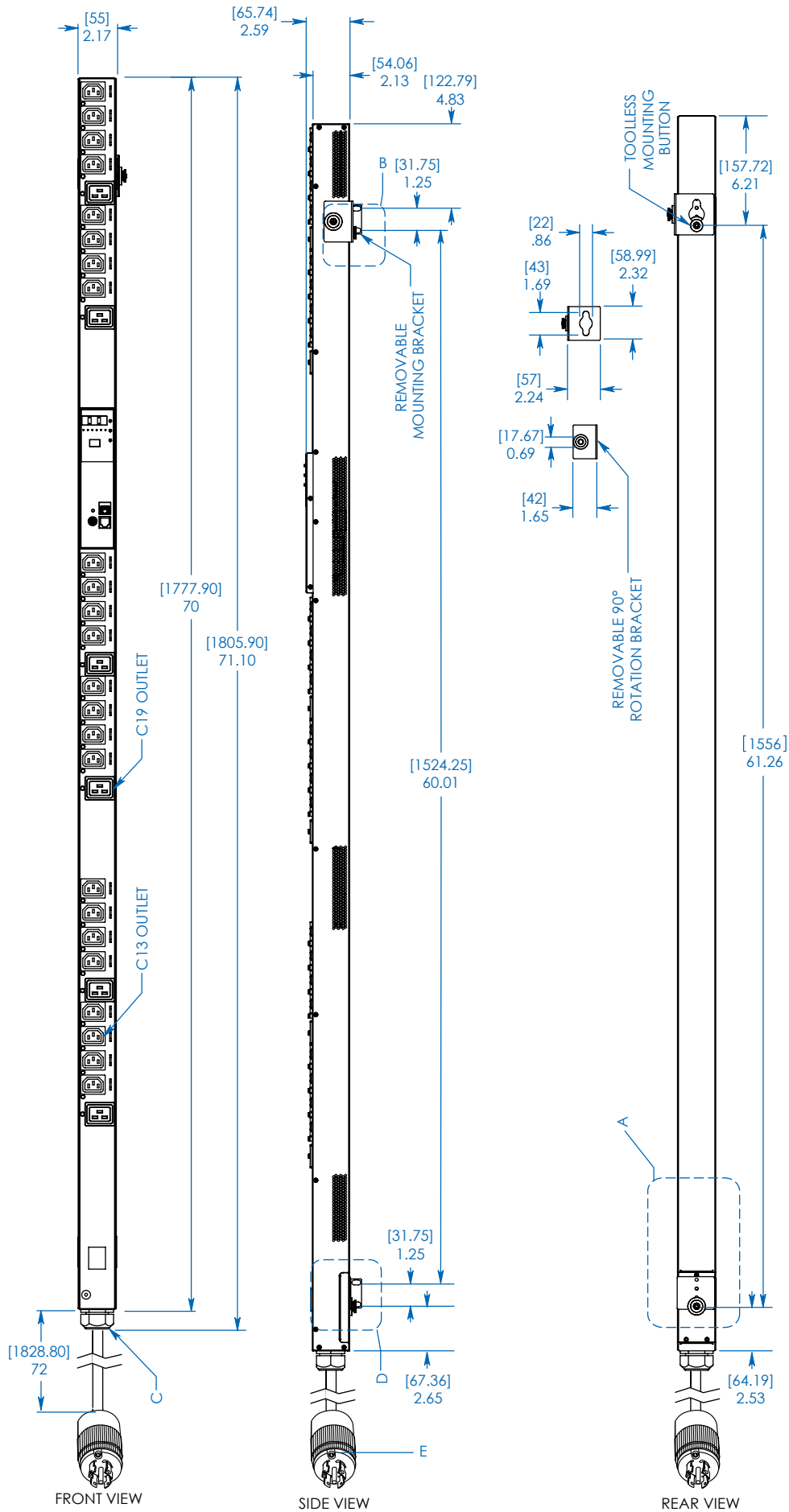


1111 W. 35th Street
Chicago, IL 60609 USA
773.869.1234
www.tripplite.com

Specifications

| | |
|--------------------------|---|
| Model | PDU3VS6L2120 |
| Voltage | 200/208/240V (3-Phase Input/Single-Phase Output) |
| Frequency | 50/60 Hz |
| Load Capacity | 6.7kW (240V), 5.8kW (208V), 5.5kW (200V) |
| Input Plug | NEMA L21-20P |
| Input Cord Length | 6 ft. |
| Outlets | 30 (24 C13 / 6 C19) |
| Primary Mounting Option | 0U (Vertical) Rackmount |
| Unit Weight & Dimensions | 14.2 lb. / 70 x 2.17 x 2.59 in. 6.5 kg / 1778 x 55 x 65.8 mm <i>See next page for detailed unit measurements.</i> |
| Standards | Tested to UL/CSA 60950-1 (US & Canada), NOM (Mexico), FCC Class A, RoHS, TAA Compliant |





MODEL:
PDU3VS6L2120



1111 W. 35th Street
Chicago, IL 60609 USA
773.869.1234
www.tripplite.com

Dimensions: [mm] INCHES
Tripp Lite has a policy of continuous improvement. Specifications are subject to change without notice.