

FG22C0G2A104JNT00

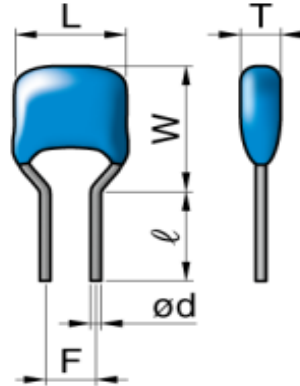


Application

Commercial Grade

Series

FG22



Dimensions

- L 7.5mm Max.
- W 8.5mm Max.
- T 4.5mm Max.
- F 5mm +/-1mm
- d 0.5mm +0.1,-0.03mm
- l 7mm +/-2mm

Temperature Characteristic

-55 to 125°C 0+/-30ppm/°C

Rated Voltage

100Vdc

Capacitance

100nF

Capacitance Tolerance

+/-5%

Q Factor

1000 Min.

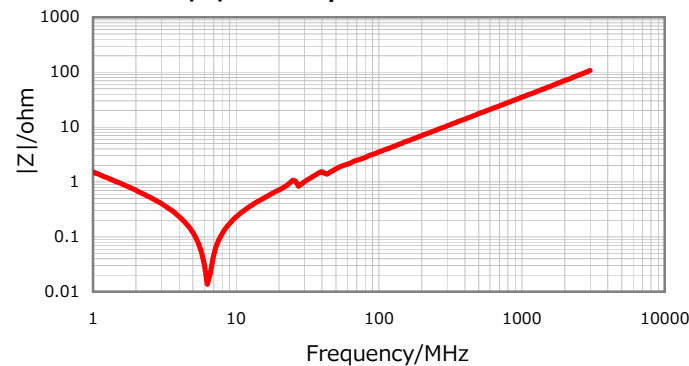
Insulation Resistance

5000Mohm Min.

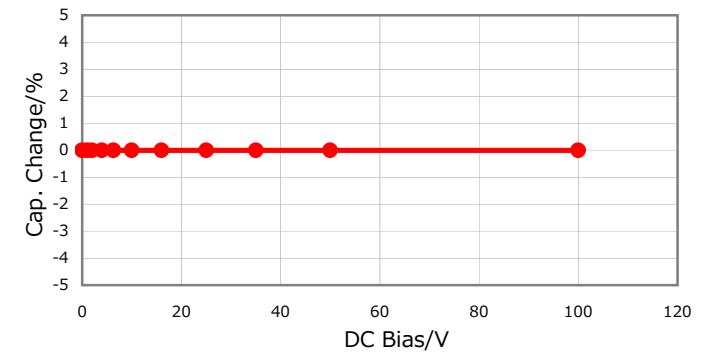
AEC-Q200

No

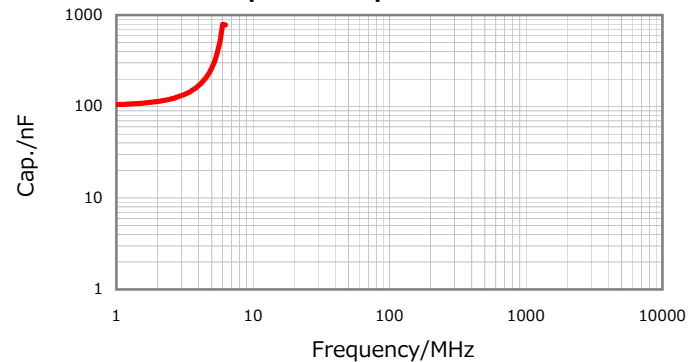
|Z| vs. Freq. Characteristic



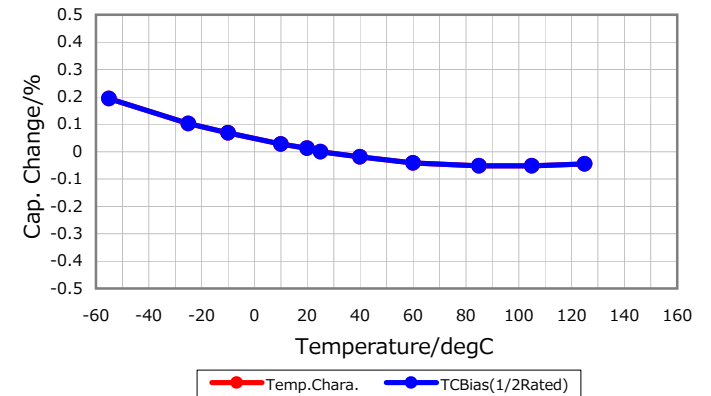
DC Bias Characteristic



Cap. vs. Freq. Characteristic



Temperature Characteristics



Characterization Sheet (MLCC with Dipped Radial Lead)



All specifications are subject to change without notice.

December 28, 2015