

**Product Name: WiFi Triple Band Antenna – WT32D1- KX 001**

**Part Number: H2B1WD1A3B0200**

**Features:**

- Stable and reliable in performances
- Compact size
- RoHS 2.0 Compliant

**Applications:**

- IEEE802.11(a/b/g/n/ac)
- Hand-held devices when IEEE802.11(a/b/g/n/ac) functions are needed
- For Wi-Fi 6 & 6E network communication products

Unictron  
Technologies Corp.

2022-03-25

Document  
Control Center

# WiFi Triple Band Antenna

**MODEL: WT32D1-KX 001**

Version: A

## I. Specifications:

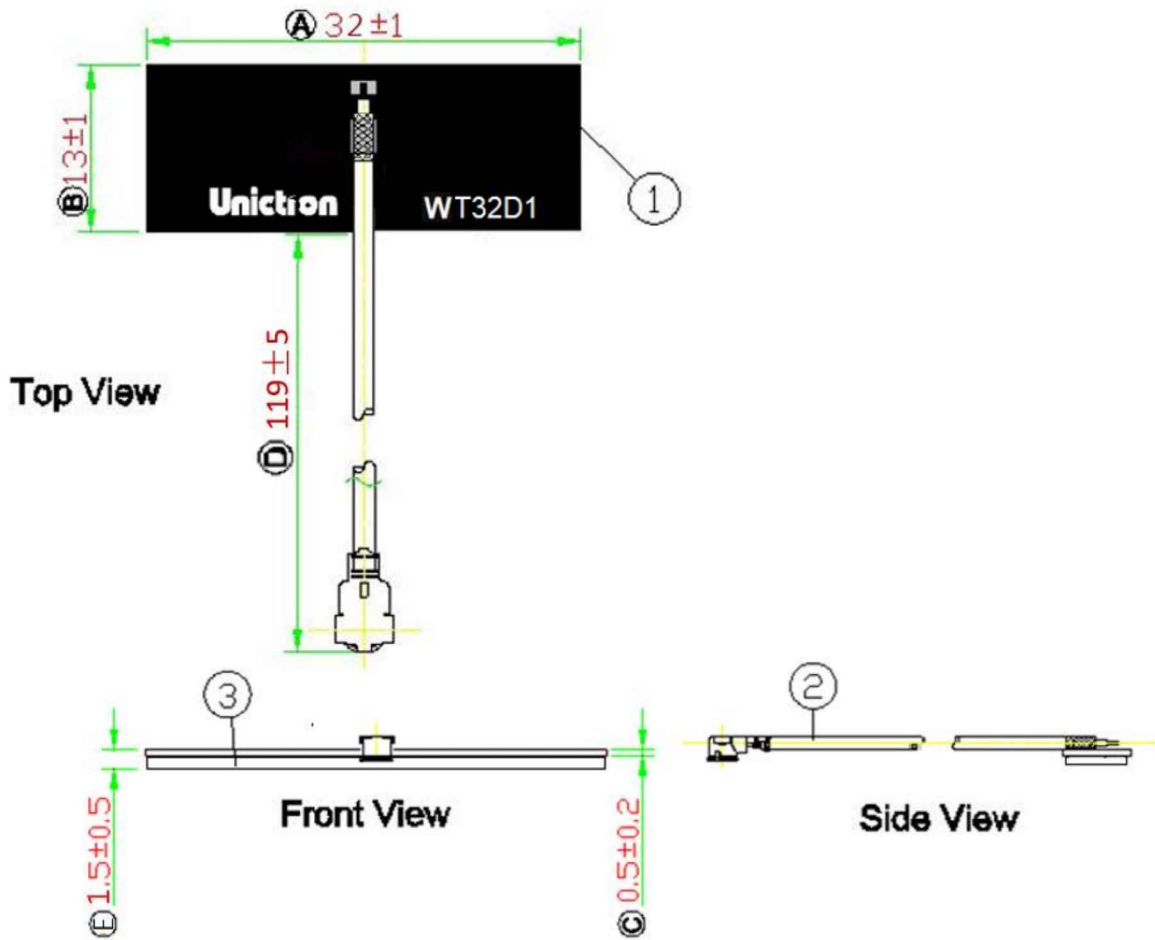
Items	Specifications		
<b>Frequencies (MHz)</b>	2400~2485 MHz	5150~5850 MHz	5925~7125 MHz
<b>VSWR</b>	2 Max.	2 Max.	2 Max.
<b>Efficiency (%)</b>	81 Max.	65 Max.	73 Max.
<b>Average Gain (dB)</b>	-0.9 Max.	-1.9 Max.	-1.2 Max.
<b>Peak Gain (dBi)</b>	3 Max.	4 Max.	4 Max.
<b>Impedance (<math>\Omega</math>)</b>	50		
<b>Polarization</b>	Linear Polarization		

Mechanical Specifications	
<b>Dimensions (mm)</b>	32(L) x 13 (W) x 1.5 (H)
<b>Material</b>	FR4
Environmental Conditions	
<b>Operation &amp; Storage Temperature (<math>^{\circ}</math> C)</b>	-10 ~ +85
<b>Storage Temperature (<math>^{\circ}</math> C) (Antenna with packing sealed)</b>	-5 ~ +40
<b>Relative Humidity</b>	10 ~ 70 %
<b>UL94 rating</b>	V-0

© Unictron Technologies Corp.  
All specifications subject to change without notice.



## II. Dimensions of antenna with cable (unit: mm)



© Unictron Technologies Corp.  
All specifications subject to change without notice.

### NOTE:

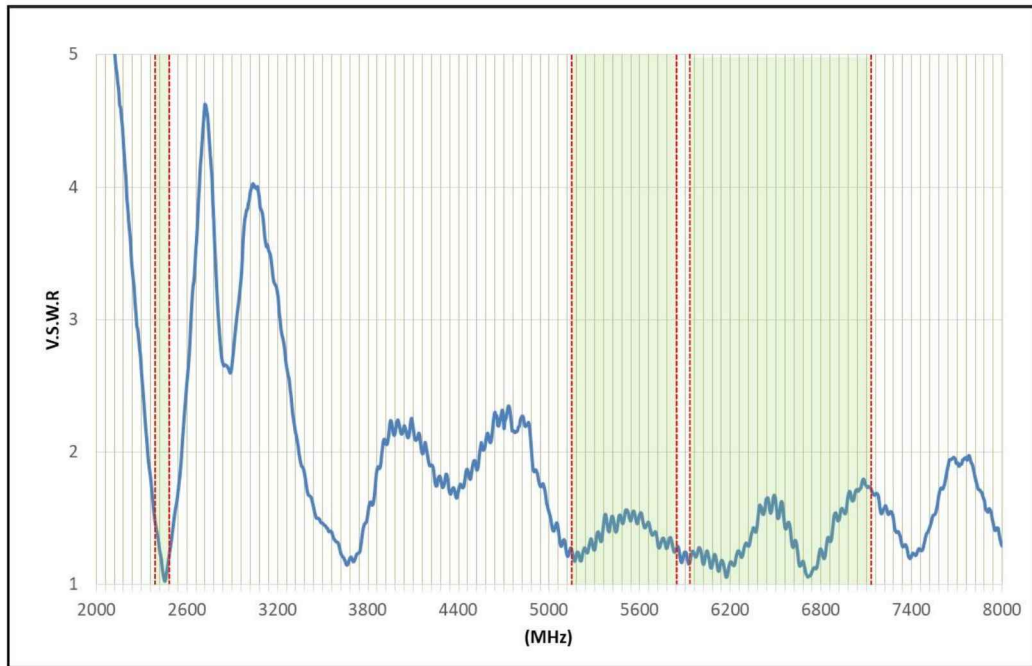
1. All materials are RoHS2.0 compliant.
2. "A~E" Critical Dimensions.
3. "( )" Reference Dimensions.

Item	Name	Material	Color	Q'ty
1	WT32D1_PCB (32mm*13mm*0.5mm)	FR4	Black	1
2	I-PEX Connector (MHF I)_ Cable 1.13mm	FEP	Gray	1
3	Adhesive (3M 9810T-1T)	-	-	1

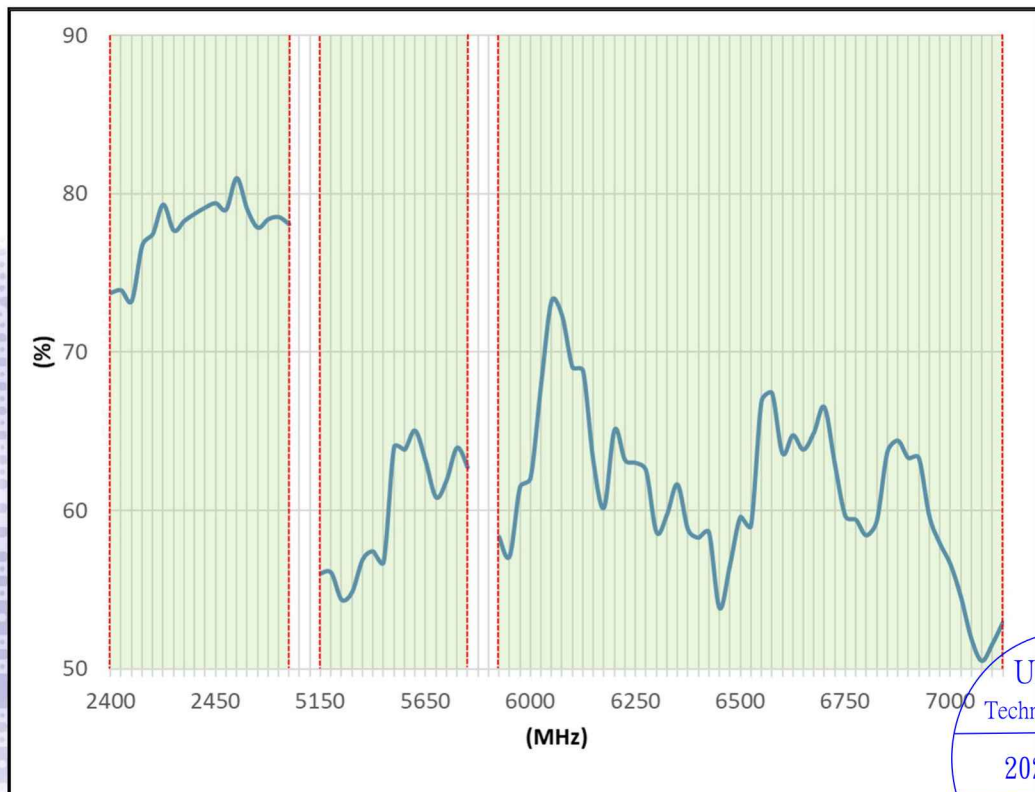


### III. Properties:

#### a) VSWR



#### b) Efficiency (%)

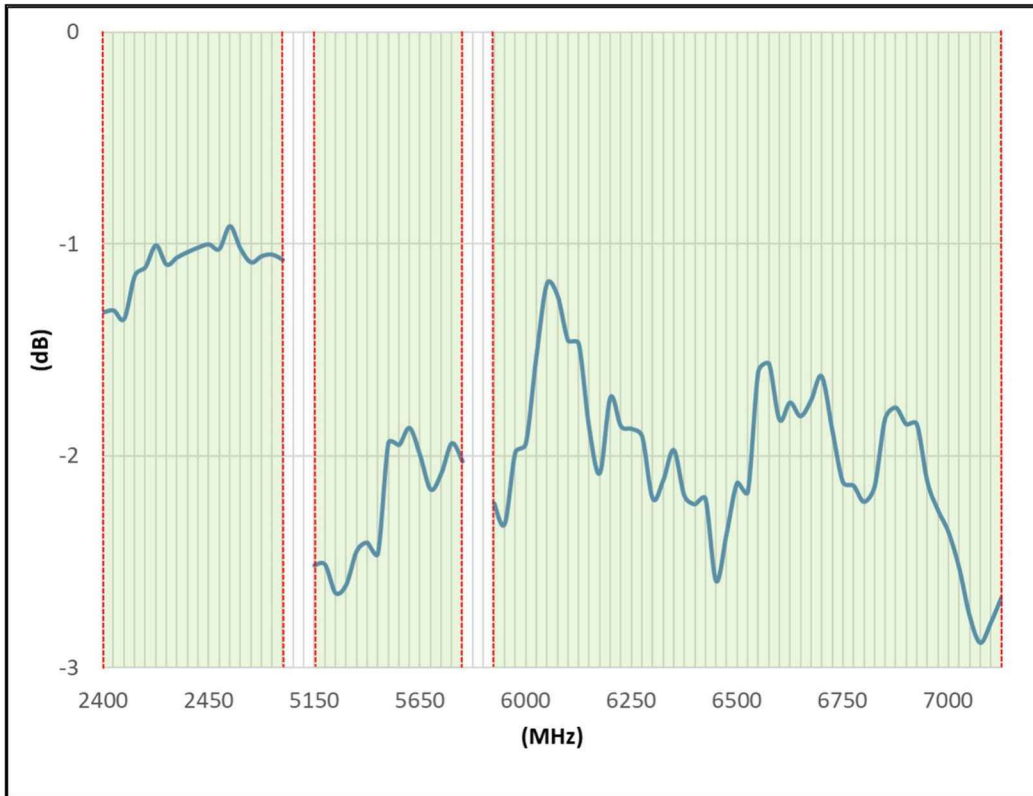


© Unictron Technologies Corp.  
All specifications subject to change without notice.

Unictron  
Technologies Corp.  
2022-03-25  
Document  
Control Center

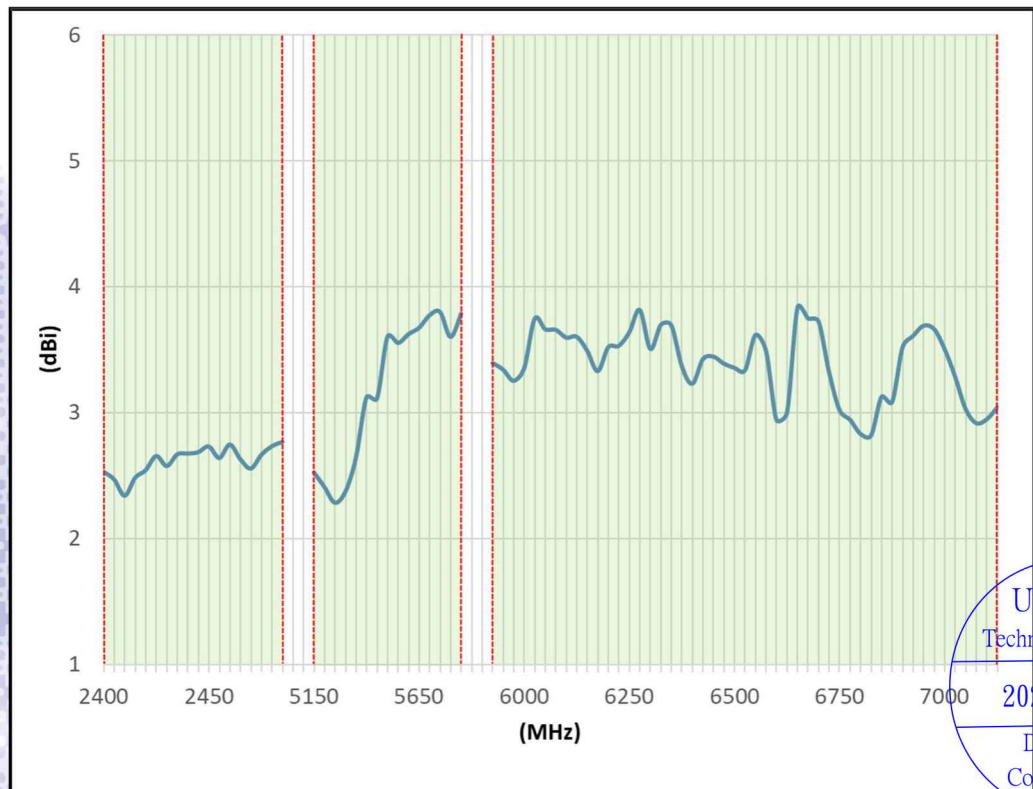


**c) Average Gain (dB)**



© Unictron Technologies Corp.  
All specifications subject to change without notice.

**d) Peak Gain (dBi)**



Unictron  
Technologies Corp.  
2022-03-25  
Document  
Control Center


#### IV. Antenna Radiation Pattern Measurement:

The antenna radiation patterns are measured in Unictron’s 3D Anechoic Chamber. The measurement setup is as show below.

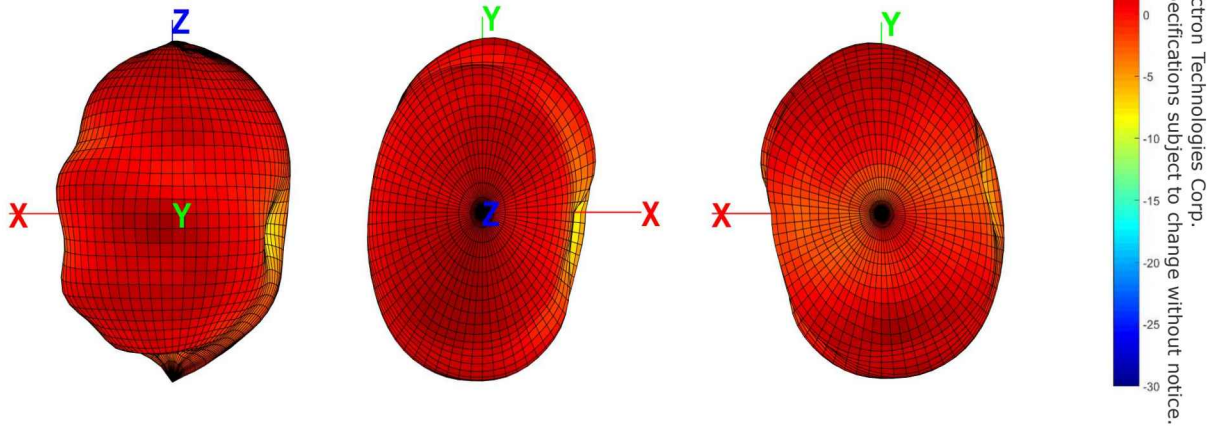


© Unictron Technologies Corp.  
All specifications subject to change without notice.

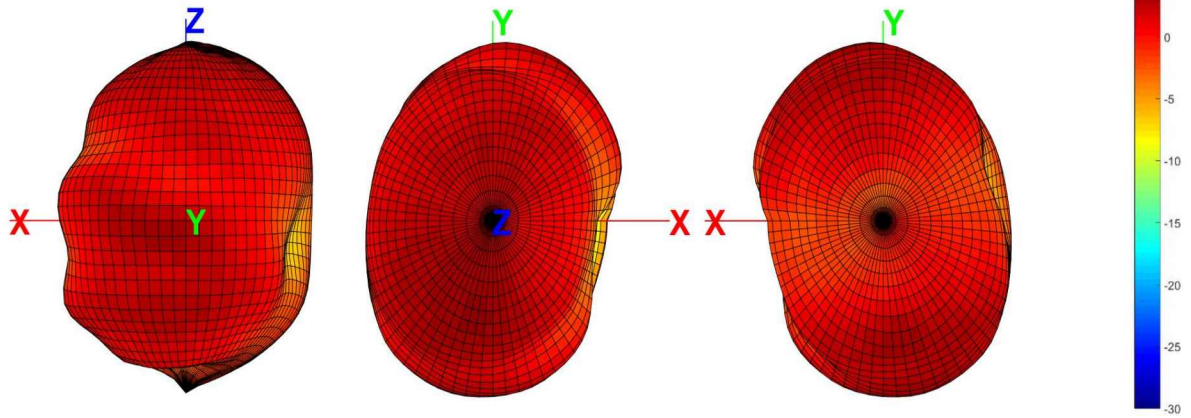
#### 3D Radiation Gain Pattern



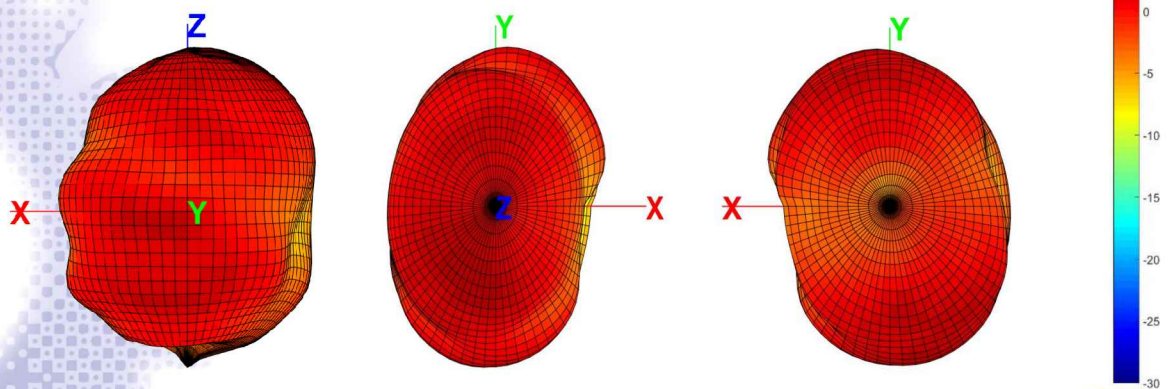
**a) 2400 MHz (unit: dBi)**



**b) 2445 MHz (unit: dBi)**



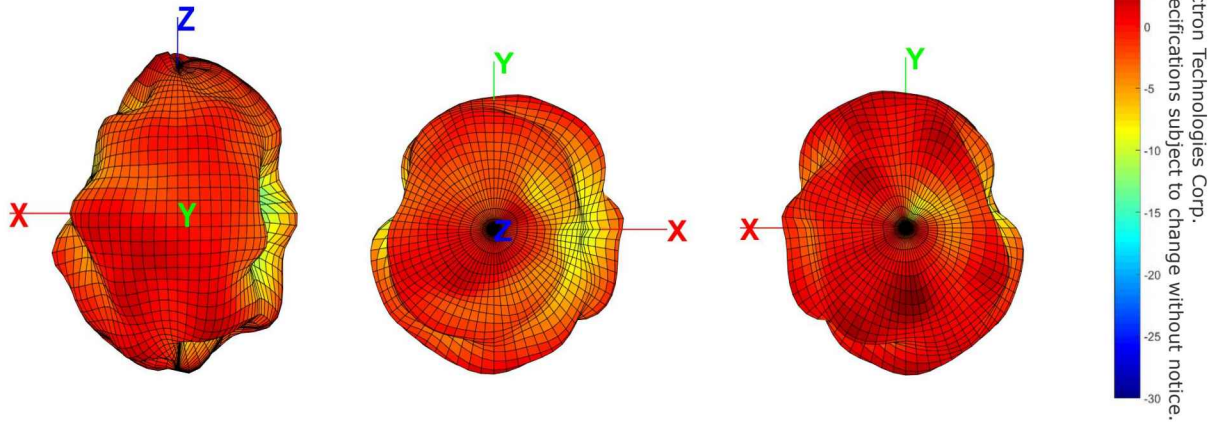
**c) 2485 MHz (unit: dBi)**



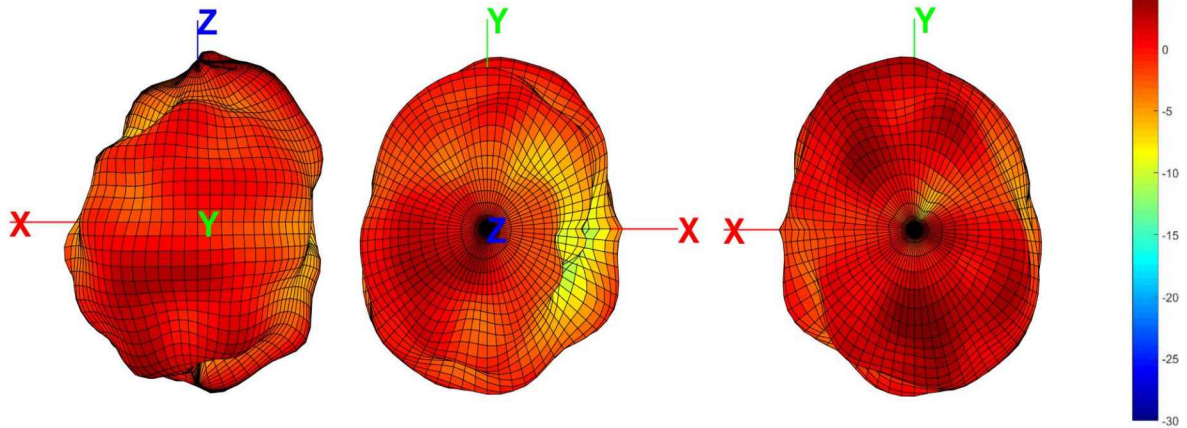
Unictron  
Technologies Corp.  
2022-03-25  
Document  
Control Center



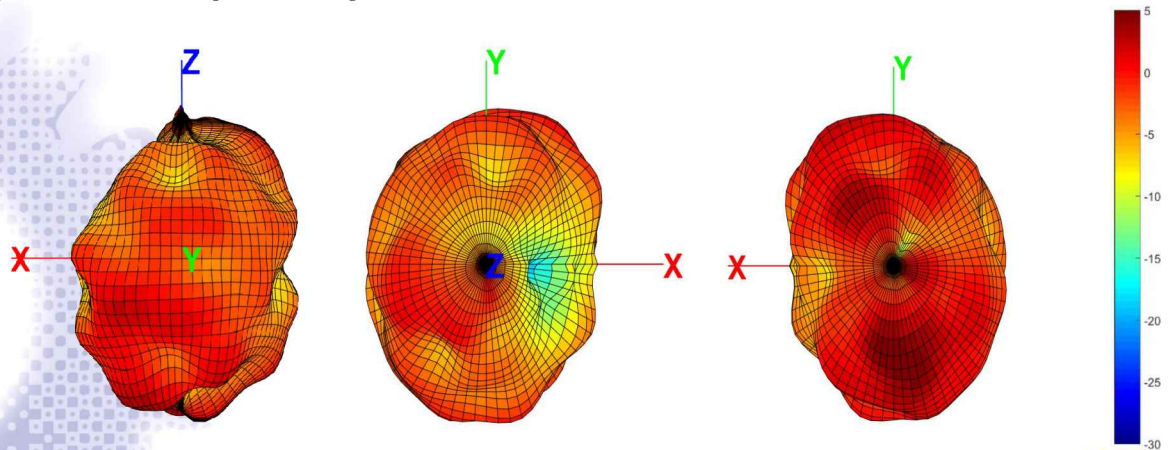
**d) 5150 MHz (unit: dBi)**



**e) 5550 MHz (unit: dBi)**



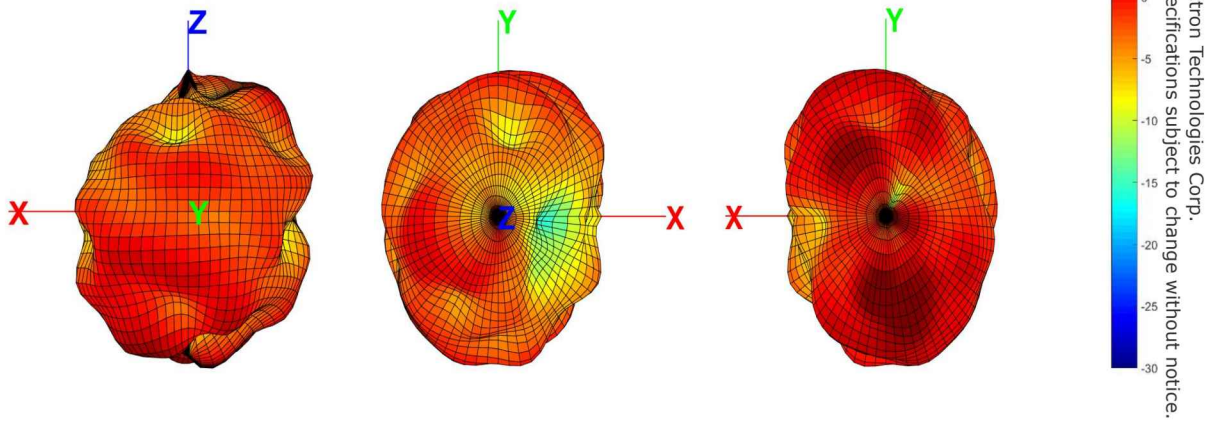
**f) 5850 MHz (unit: dBi)**



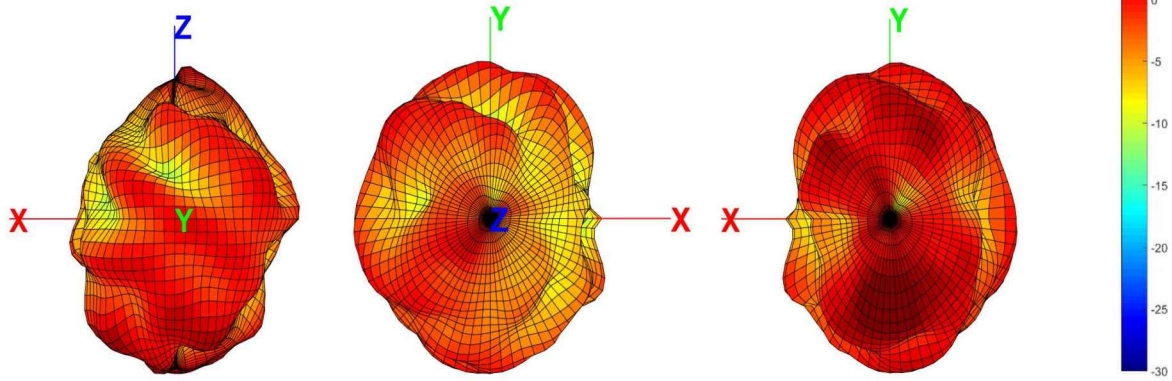
Unictron  
Technologies Corp.  
2022-03-25  
Document  
Control Center



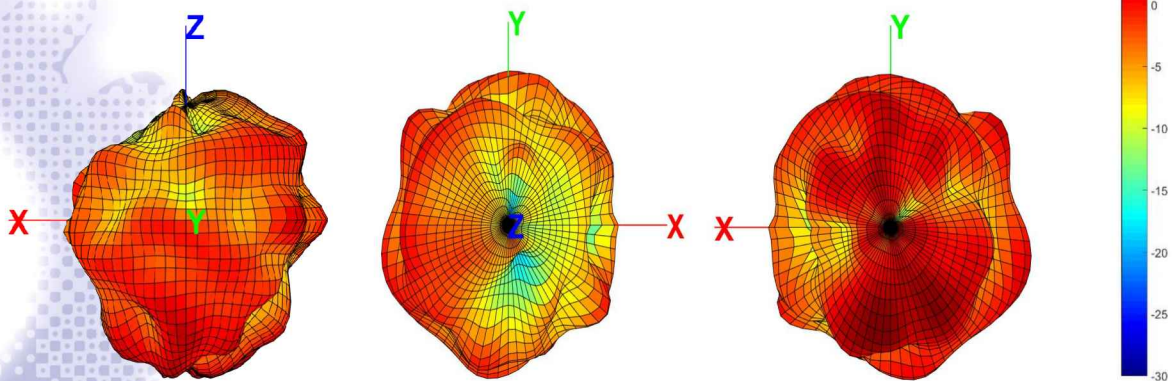
**g) 5925 MHz (unit: dBi)**



**h) 6500 MHz (unit: dBi)**



**i) 7125 MHz (unit: dBi)**



Unictron  
Technologies Corp.  
2022-03-25  
Document  
Control Center

## V. Packing:

a) Weight:

Unit Weight:  $1 \pm 0.1$  (g)

b) Quantity:

Each PE Bag: 25 pcs

Each Outer Box: 5,000 pcs

Process	Photos	Remark
1		Put 25 pcs in a PE bag and attach label on PE bag.
2		Put 200 PE bags into an outer box with 5,000 pcs of antenna inside.

© Unictron Technologies Corp.  
All specifications subject to change without notice.

