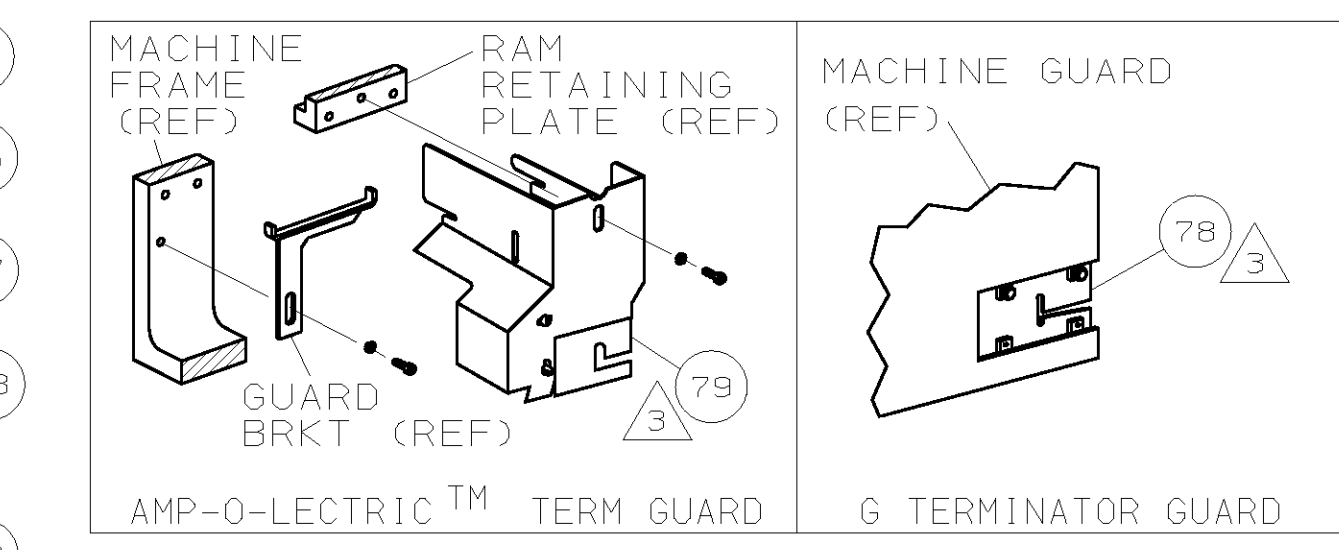
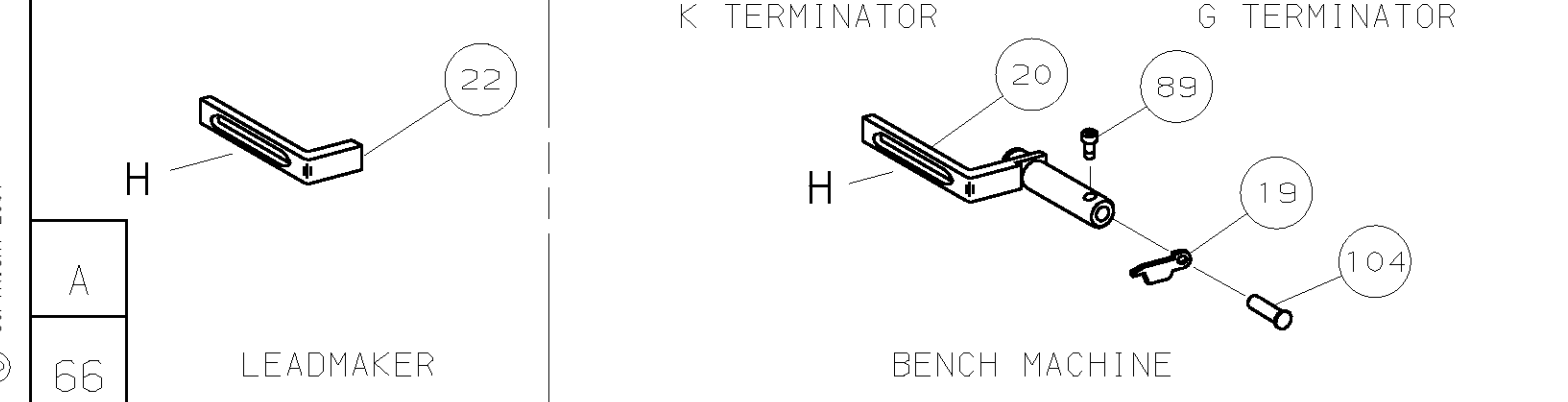
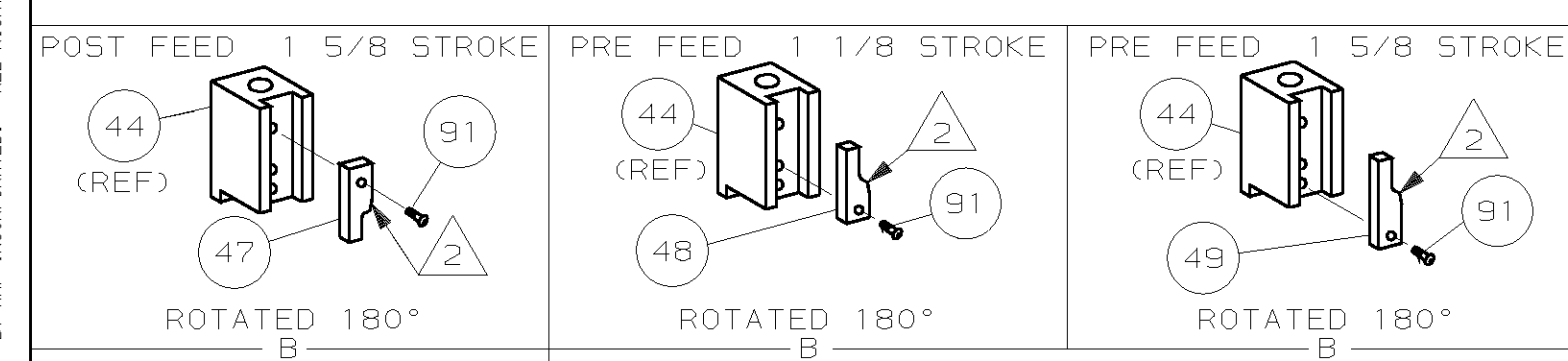
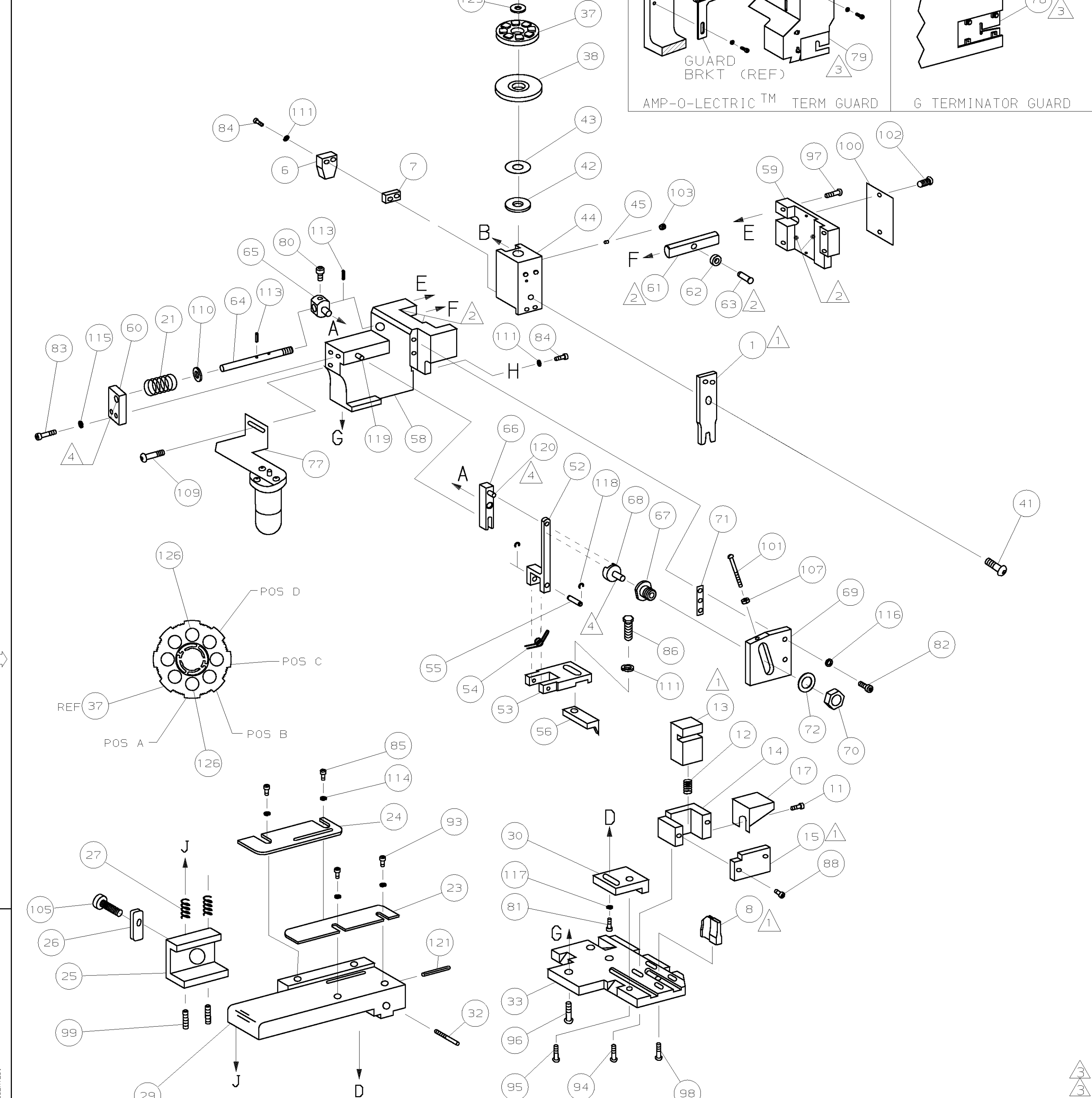


PART NUMBER	REV	FIRST USED
1385526-1	A	122500-1
1385526-2	A	565435-5
1385526-3	A	354500-1



TERMINAL NAME: TERMINAL, INSULATION PIERCING					
1572208		1572210		CRIMPING DATA	
PAD LTR	CRIMP HEIGHT	INSULATION SIZE			
A	.063 ±.001 [1.60 ±0.03mm]	.040 MAX			
B	NOT	USED			
C	NOT	USED			
D	NOT	USED			
CRIMP WIRE	SIZE	TYPE	RANGE		
-	.068 [1.73mm]	0	.040 MAX		
-	-	-	-		

QTY	REF	REF	REF	U/M	DWG SIZE	PART NO	DESCRIPTION	ITEM NO
129								129
128								128
127								127
2	2	2	-	C		9-354778-1	PIN, WIRE DISC (.2950)A	126
1	1	1	-	A		986950-1	WASHER, FLAT PRECISION	125
1	1	1	-	A		217238-1	GENERAL INSTRUCTION PACKAGE	124
1	1	1	-	-		4088040	SF APPL INST 408-8040	123
1	1	1	-	-				122
1	1	1	-	A		4-21028-0	PIN, SLOTTED SPRING	121
REF	REF	REF	-	A		1-21030-1	PIN, DOWEL (Ø.187x.50) LEVER	120
REF	REF	REF	-	A		1-21030-6	PIN, DOWEL (Ø.187x1.25) HOUSING	119
REF	REF	REF	-	A		21045-3	RING, RET "C" (Ø.187) FD FING PIN	118
1	1	1	-	A		21024-5	WASHER, LOCK (#10) ADJ BLK	117
REF	REF	REF	-	A		21024-5	WASHER, LOCK (#10) ADJ PLATE	116
REF	REF	REF	-	A		21024-5	WASHER, LOCK (#10) FEED GDE ROD	115
2	2	2	-	A		21024-2	WASHER, LOCK (#4) FRONT STP GUIDE	114
REF	REF	REF	-	A		5-21028-1	PIN, SLT SPR (Ø.125x.50) ADJ ROD	113
								112
4	4	4	-	A		21024-4	WASHER, LOCK (#8) STRIPPER	111
REF	REF	REF	-	A		21899-4	WASHER, FLAT (Ø5/16) SCREW ADJ	110
-	1	-	-	A		2-21002-6	SCR, BHC (10-32x.38) LUBE ASSY	109
								108
REF	REF	REF	-	A		21018-5	NUT, HEX (6-32) FEED ADJ	107
								106
1	1	1	-	A		22353-8	SCR, SHLD (.187x.25) D6 LEVER	105
								104
1	1	1	-	A		21009-2	SCR, SKT 5ET (1/4-20x.25 LW) RAM	103
2	2	2	-	A		21017-2	SCR, DRIVE (#2x.19) ID PLATE	102
REF	REF	REF	-	A		6-23715-5	SCR, PAN HD (6-32x1.50) FEED ADJ	101
1	1	1	-	B		461264-1	PLATE, IDENTIFICATION	100
2	2	2	-	A		5-21006-6	SCR, SET (10-32x.75) DRAG	99
1	1	1	-	A		22733-8	SCR, BHC (8-32x.38 LW) ANVIL	98
REF	REF	REF	-	A		2-21002-9	SCR, BHC (10-32x.75) CAP	97
REF	REF	REF	-	A		2-22733-8	SCR, BHC (1/4-20x.62) HOUSING	96
REF	REF	REF	-	A		2-21002-7	SCR, BHC (10-32x.50) 56 ADJ BLOCK	95
4	4	4	-	A		2-21002-2	SCR, BHC (8-32x.50) TERM H DWN	94
2	2	2	-	A		1-21002-3	SCR, BHC (4-40x.25) F ST GUIDE	93
								92
1	1	1	-	A		1-21002-7	SCR, BHC (6-32x.38) CAM	91
								90
								89
2	2	2	-	A		2-21000-8	SCR, SHC (6-32x.25) R SHEAR PLATE	88
								87
1	1	1	-	A		2-22603-0	SCR, HEX HD (8-32x.31) FEED FINGER	86
2	2	2	-	A		1-21000-3	SCR, SHC (4-40x.25) R ST GUIDE	85
3	3	3	-	A		2-21000-8	SCR, SHC (8-32x.62) STRIPPER	84
REF	REF	REF	-	A		3-21000-7	SCR, SHC (10-32x.75) FEED ROD GD	83
REF	REF	REF	-	A		3-21000-6	SCR, SHC (10-32x.62) FD ADJ BLK	82
1	1	1	-	A		3-21000-4	SCR, SHC (10-32x.38) 56 ADJ BL	81
REF	REF	REF	-	A		3-21000-4	SCR, SHC (10-32x.38) PIVOT BLK	80
-	REF	-	-	B		455749-1	GUARD, WINDOW	79
REF	-	-	-	B		679532-1	INSERT, GUARD	78
-	1	-	-	C		1-465184-0	LUBRICATOR ASSY	77
								76
								75
1	1	1	-	A		690603-1		74
								73
REF	REF	REF	-	A		458109-1	WASHER, SPECIAL	72
REF	REF	REF	-	A		690517-1	SPACER	71
-3	-2	-1	U/M	DWG SIZE	PART NO	DESCRIPTION	ITEM NO	
QTY REOD PER ASSY				PARTS LIST				

- 1 RECOMMENDED SPARE PARTS.
- 2 GREASE LIGHTLY.
- 3 GUARD MUST BE IN PLACE WHEN OPERATING APPLICATOR IN A BENCH MACHINE.
- 4 LUBRICATE DAILY USING NO. 20 MACHINE OIL.
- 5. ITEMS WITH QTY OF REF SPECIFIED (EXCEPT ITEMS 78 AND 79) ARE USED ON ITEM 46.
- 6 DO NOT STRIP INSULATION FROM WIRE; THIS APPLICATOR CRIMPS INSULATION ONLY.

-1 LEADMAKER		MECH POST FEED					
-2 BENCH MODEL K		MECH PRE FEED					
-3 BENCH MODEL G		MECH PRE FEED					
REF	REF	REF	-	B	22594-8	NUT, HEX (1/2-20)	70
REF	REF	REF	-	B	240628-1	PLATE, ADJUSTMENT	69
REF	REF	REF	-	B	240626-1	SHAFT, PIVOT	68
REF	REF	REF	-	B	240633-1	BUSHING	67
REF	REF	REF	-	A	455680-1	LEVER, INTERMEDIATE	66
REF	REF	REF	-	B	240629-1	BLOCK, PIVOT	65
REF	REF	REF	-	A	240632-2	SCREW, ADJ FEED ROD	64
REF	REF	REF	-	B	240659-3	PIN, CAM ROLLER	63
REF	REF	REF	-	B	240658-1	ROLLER, CAM	62
REF	REF	REF	-	B	454398-2	ROD, FEED	61
REF	REF	REF	-	A	454178-1	GUIDE, FEED ROD	60
REF	REF	REF	-	C	454220-1	CAP, RAM	59
REF	REF	REF	-	D	454485-1	HOUSING	58
							57
1	1	1	-	B	694433-2	PAWL, FEED	56
REF	REF	REF	-	B	240624-1	PIN, FEED FINGER	55
REF	REF	REF	-	B	691499-1	SPRING, FEED FINGER	54
REF	REF	REF	-	B	690541-1	HOLDER, FEED FINGER	53
REF	REF	REF	-	A	455679-1	LEVER, TERMINAL FEED ARM	52
							51
							50
1	-	-	-	B	690602-6	CAM, PRE-FEED 1 5/8 ST	49
-	1	-	-	B	690602-5	CAM, PRE-FEED 1 1/8 ST	48
-	-	1	-	B	690501-4	CAM, POST-FEED 1 5/8 ST	47
1	1	1	-	B	459456-1	APPLICATOR, BASIC (SUBASSY)	46
1	1	1	-	A	690191-1	PLUG, NYLON	45
1	1	1	-	C	455673-1	RAM	44
1	1	1	-	A	690125-1	WASHER, LAMINATED	43
1	1	1	-	A	690124-1	WASHER, RAM	42
1	1	1	-	A	7-21002-9	BOLT, CRIMPER (5/16x1.00)	41
							40
							39
1	1	1	-	C	690223-1	SPACER, DISC, INSULATION	38
1	1	1	-	D	354777-1	WIRE DISC, PLASTIC	37
1	1	1	-	A	22480-5	WASHER, SPRING	36
1	1	1	-	B	690212-1	POST, RAM	35
							34
REF	REF	REF	-	D	455675-1	PLATE, BASE	33
1	1	1	-	D	690432-3	SCREW, ADJUSTMENT	32
							31
REF	REF	REF	-	B	455689-1	BLOCK, STRIP GUIDE ADJ	30
1	1	1	-	C	1-844048-9	PLATE, STRIP GUIDE	29
							28
2	2	2	-	A	1-22284-0	SPRING, DRAG	27
1	1	1	-	B	240793-1	LEVER, DRAG RELEASE	26
1	1	1	-	B	240792-1	DRAG, TERMINAL	25
1	1	1	-	D	690438-1	GUIDE, STRIP (REAR)	24
1	1	1	-	A	1-189124-3	GUIDE, STRIP (FRONT)	23
1	1	1	-	B	690472-2	STRIPPER	22
REF	REF	REF	-	A	4-22284-9	SPRING, FEED RETURN	21
							20
							19
							18
1	1	1	-	A	691668-1	GUARD, CHIP (REAR)	17
							16
1	1	1	-	B	1-690464-1	PLATE, SHEAR (REAR)	15
1	1	1	-	B	690462-1	HOLDER, SHEAR (REAR)	14
1	1	1	-	C	690463-2	SHEAR, FLOAT (REAR)	13
1	1	1	-	A	5-22280-0	SPRING, SHEAR	12
1	1	1	-	B	690461-1	STOP, SHEAR	11
							10
							9
1	1	1	-	C	8-805887-1	ANVIL	8
1	1	1	-	C	3-240641-5	SPACER, DEPRESSOR (REAR)	7
1	1	1	-	A	690468-1	DEPRESSOR, SHEAR (REAR)	6
							5
							4
							3
							2
1	1	1	-	C	4-459492-9	CRIMPER, WIRE	1
-3	-2	-1	U/M	DWG SIZE	PART NO	DESCRIPTION	ITEM NO
QTY REOD PER ASSY				PARTS LIST			

DIMENSIONS IN INCHES. DO NOT SCALE PRINT. TOLERANCES UNLESS OTHERWISE SPECIFIED:  
 2 PLG DEC ±  
 3 PLG DEC ±  
 4 PLG DEC ±  
 ANGLES ±  
 SURF TEXTURE: ✓  
 REMOVE BURRS, BREAK SHARP EDGES R.015 MAX

MATL - HT TR - FIN -

DR B.HIGMAN 26DEC02 APP T.ELBIN 26DEC02  
 CHK C.ERISMAN 26DEC02 REL -

**AMP** AMP Incorporated Harrisburg, PA 17105-3608

NAME: SIDE FEED HDM APPLICATOR MACHINE REF: MINI APPL  
 SCALE: - DWG NO: 1385526 SHEET: 1 OF 1 REV: A1

CASE CODE: 00779 CUSTOMER AND ASSEMBLY DRAWING RESTRICTED TO

THIS DRAWING IS A CONTROLLED DOCUMENT.

THIS DRAWING IS UNCLASSIFIED DATE: 01/07/2001 BY: AMP INCORPORATED. ALL RIGHTS RESERVED.