

CTSQ1515F Series

From 6mH to 35mH



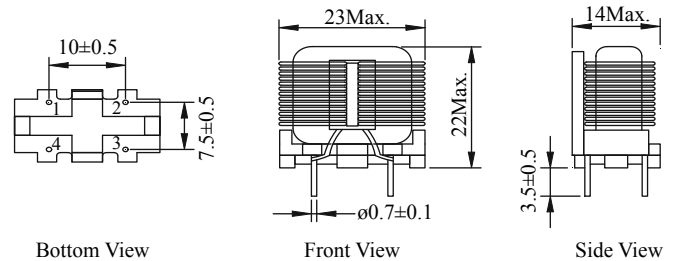
SPECIFICATIONS

Add **V** or **H** at end of part number for either Vertical or Horizontal mount.
V = Vertical, H = Horizontal

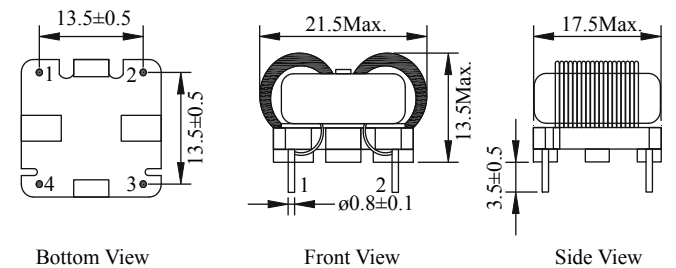
Part Number	Inductance Min. (1-4 / 2-3) (mH)	Allowable Current Max. (A)	DCR Max. (1-4 / 2-3) (mΩ)
CTSQ1515F-060-303- <u> </u>	30.0	0.60	250
CTSQ1515F-065-253- <u> </u>	25.0	0.65	250
CTSQ1515F-070-223- <u> </u>	22.0	0.70	250
CTSQ1515F-075-203- <u> </u>	20.0	0.75	250
CTSQ1515F-110-123- <u> </u>	12.0	1.10	230
CTSQ1515F-050-353- <u> </u>	35.0	0.50	200
CTSQ1515F-090-203- <u> </u>	20.0	0.90	200
CTSQ1515F-110-203- <u> </u>	20.0	1.10	200
CTSQ1515F-090-183- <u> </u>	18.0	0.90	200
CTSQ1515F-100-153- <u> </u>	15.0	1.00	200
CTSQ1515F-125-802- <u> </u>	8.0	1.25	160
CTSQ1515F-120-153- <u> </u>	15.0	1.20	150
CTSQ1515F-150-153- <u> </u>	15.0	1.50	150
CTSQ1515F-150-802- <u> </u>	8.0	1.50	150
CTSQ1515F-180-602- <u> </u>	6.0	1.80	120

PHYSICAL DIMENSIONS (Unit: mm)

Vertical



Horizontal



CHARACTERISTICS

Description: Through hole common mode power line chokes

Applications: Switch mode power supplies, LED drivers, chargers, adapters, etc.

Packaging: Bulk

Operating Temperature: -40°C to +85°C

Storage Temperature: -40°C to +125°C

Inductance Test Frequency: 1kHz/0.25V

Balance Inductance (1kHz/0.25V): L(1-4)-L(2-3): 300µH Max.

Hi-Pot Test:

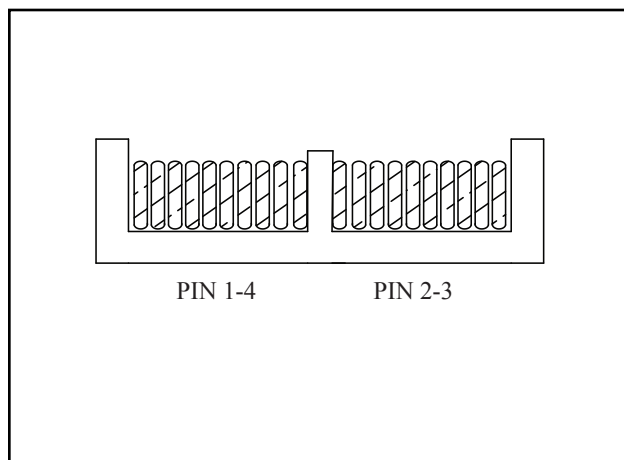
Coil to Coil: 1500VAC/60Hz 3mA 3sec

Coil to Core: 1000VAC/60Hz 3mA 3sec

Miscellaneous: RoHS Compliant.

Samples available. See website for ordering information.

WINDING ORDER



SCHEMATIC

