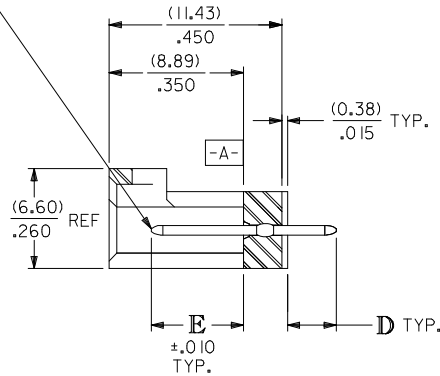
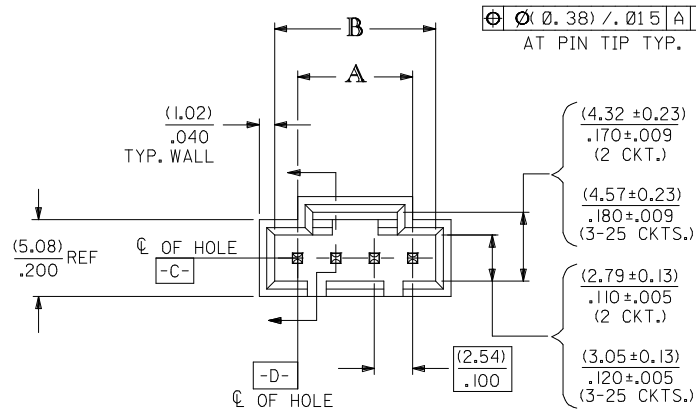


CKT. SIZE	DIM. "A"		DIM. "B"	
	MM	IN.	MM	IN.
2	2.54	.100	5.33	.210
3	5.08	.200	8.13	.320
4	7.62	.300	10.67	.420
5	10.16	.400	13.21	.520
6	12.70	.500	15.75	.620
7	15.24	.600	18.29	.720
8	17.78	.700	20.83	.820
9	20.32	.800	23.37	.920
10	22.86	.900	25.91	1.020
11	25.40	1.000	28.45	1.120
12	27.94	1.100	30.99	1.220
13	30.48	1.200	33.53	1.320
14	33.02	1.300	36.07	1.420
15	35.56	1.400	38.61	1.520
16	38.10	1.500	41.15	1.620
17	40.64	1.600	43.69	1.720
18	43.18	1.700	46.23	1.820
19	45.72	1.800	48.77	1.920
20	48.26	1.900	51.31	2.020
21	50.80	2.000	53.85	2.120
22	53.34	2.100	56.39	2.220
23	55.88	2.200	58.93	2.320
24	58.42	2.300	61.47	2.420
25	60.96	2.400	64.01	2.520

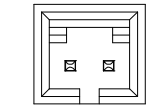


NOTES:

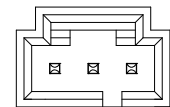
1. HEADER MATERIAL: GLASS FILLED POLYESTER; UL94V-0; COLOR: BLACK
PIN MATERIAL: PHOSPHOR BRONZE
2. HEADER TO BE USED WITH OPTION *G* 70400 AND 70430 SERIES SL CONNECTORS.
3. REFER TO MOLEX PRODUCT SPECIFICATION PS-70541.
4. STANDARD PACKAGING PER PK-70873-0014.

PLATING:

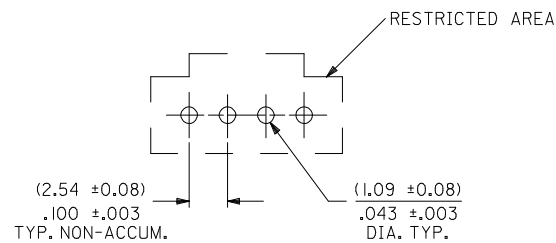
- TIN - .000150 MINIMUM TIN PLATE OVER .000050 MINIMUM NICKEL PLATE.
- 15 GOLD - .000015 MINIMUM GOLD PLATE IN SELECT AREA, .000075 MINIMUM TIN PLATE IN SELECT AREA, OVER .000050 MINIMUM NICKEL PLATE OVERALL.
- 30 GOLD - .000030 MINIMUM GOLD PLATE IN SELECT AREA, .000075 MINIMUM TIN PLATE IN SELECT AREA, OVER .000050 MINIMUM NICKEL PLATE OVERALL.



2 CIRCUIT



3 CIRCUIT



RECOMMENDED PC BOARD LAYOUT

(FOR USE WITH (1.57)/.062 THICK BOARD)

REV	DESCRIPTION	QUALITY SYMBOLS	GENERAL TOLERANCES (UNLESS SPECIFIED)		DIMENSION STYLE		SCALE	DESIGN UNITS	THIRD ANGLE PROJECTION	
			mm	INCH	MM/IN	MM/IN				
1	REMOVE DIM H, K & NOTE 5 EC NO: UCP2016-0427 DRWNSVANG01 2015/07/30 CHKD:JMORGAN 2015/07/30 APPR:SMILLER 2016/02/19	▽=0 ▽=0 ▽=0	4 PLACES ± ---	± ---	MM/IN	DRAWN BY RKADAMS	DATE 07/15/2004	TITLE SALES ASSY, SL VERTICAL HEADER W/LATCH & NO PEGS (2.54)/.100 CENTERS	DOCUMENT NO. SD-70543-001	SHEET NO. 1 OF 3
			3 PLACES ± ---	± .005		CHECKED BY BBARKER	DATE 07/15/2004	molex		
			2 PLACES ± 0.13	± .01		APPROVED BY SMILLER	DATE 2016/02/19			
			1 PLACE ± 0.25	± ---						
			0 PLACE ± ---	± ---						
			ANGULAR ±1/2°			MATERIAL NO.				
			DRAFT WHERE APPLICABLE MUST REMAIN WITHIN DIMENSIONS			SEE TABLE				
			THIS DRAWING CONTAINS INFORMATION THAT IS PROPRIETARY TO MOLEX INCORPORATED AND SHOULD NOT BE USED WITHOUT WRITTEN PERMISSION							

CIRCUIT SIZE	ASSEMBLY ITEM NUMBER 70543		D REF.	E ± .010	MATING AREA FINISH	PC TAIL AREA FINISH
2-8	-9001-9007		(3.30) .130	(6.10) .240	15 GOLD	TIN
			(3.30) .130	(6.10) .240	15 GOLD	TIN
3 - 10	-9037-9044		(3.30) .130	(6.10) .240	TIN	TIN
			(3.30) .130	(6.10) .240	TIN	TIN
2 - 8	-9106-9112		(3.30) .130	(6.10) .240	30 GOLD	TIN
13-18	-9117-9122		(3.30) .130	(6.10) .240	30 GOLD	TIN
3	-9166		(3.81) .150	(6.10) .240	30 GOLD	TIN

CIRCUIT SIZE	ASSEMBLY ITEM NUMBER	ASSEMBLY ITEM NUMBER	ASSEMBLY ITEM NUMBER	ASSEMBLY ITEM NUMBER	ASSEMBLY ITEM NUMBER	ASSEMBLY ITEM NUMBER	ASSEMBLY ITEM NUMBER	ASSEMBLY ITEM NUMBER	CIRCUIT SIZE
2	70543-9001				70543-9106				2
3	70543-9002	70543-9037			70543-9107	70543-9166			3
4		70543-9038			70543-9108				4
5					70543-9109				5
6	70543-9005				70543-9110				6
7	70543-9006				70543-9111				7
8	70543-9007	70543-9042			70543-9112				8
9									9
10		70543-9044							10
11									11
12									12
13					70543-9117				13
14									14
15									15
16									16
17									17
18					70543-9122				18
19									19
20									20
21									21
22									22
23									23
24									24
25									25

X IN COLUMN UNDER *ASSEMBLY ITEM NUMBER* HEADING DENOTES TOOLING NOT AVAILABLE

SEE SHEET 1 EC NO: UCP2016-0427 DRWNSVANG01 2015/07/30 CHKD:DMORGAN 2015/07/30 APPR:SMILLER 2016/02/19	QUALITY SYMBOLS 	GENERAL TOLERANCES (UNLESS SPECIFIED)		DIMENSION STYLE MM/IN		SCALE	DESIGN UNITS INCH	THIRD ANGLE PROJECTION	
				mm	INCH	DRAWN BY RKADAMS	DATE 07/15/2004		TITLE SALES ASSY, SL VERTICAL HEADER W/LATCH & NO PEGS (2.54)/.100 CENTERS
		4 PLACES ± --- ± ---		± ---	± ---	CHECKED BY BBARKER	DATE 07/15/2004		molex
		3 PLACES ± --- ± .005		± .01	± ---	APPROVED BY SMILLER	DATE 2016/02/19		
2 PLACES ± 0.13 ± .01		± ---	± ---	MATERIAL NO.		DOCUMENT NO.	SHEET NO.		
1 PLACE ± 0.25 ± ---		ANGULAR ±1/2°		SEE TABLE		SD-70543-001	2 OF 3		
0 PLACE ± --- ± ---		DRAFT WHERE APPLICABLE MUST REMAIN WITHIN DIMENSIONS		THIS DRAWING CONTAINS INFORMATION THAT IS PROPRIETARY TO MOLEX INCORPORATED AND SHOULD NOT BE USED WITHOUT WRITTEN PERMISSION					

CIRCUIT SIZE	ASSEMBLY ITEM NUMBER 70543		D REF.	E ± .010	TYPE	TYPE
2, 7, 9	-9297, -9301 AND -9303		(4.06) .160	(6.10) .240	30 GOLD	TIN

CIRCUIT SIZE	ASSEMBLY ITEM NUMBER	ASSEMBLY ITEM NUMBER	ASSEMBLY ITEM NUMBER	ASSEMBLY ITEM NUMBER	ASSEMBLY ITEM NUMBER	ASSEMBLY ITEM NUMBER	ASSEMBLY ITEM NUMBER	ASSEMBLY ITEM NUMBER	CIRCUIT SIZE
2									2
3				70543-9297					3
4									4
5									5
6									6
7				70543-9301					7
8									8
9				70543-9303					9
10									10
11									11
12									12
13									13
14									14
15									15
16									16
17									17
18									18
19									19
20									20
21									21
22									22
23									23
24									24
25									25

X IN COLUMN UNDER *ASSEMBLY ITEM NUMBER* HEADING DENOTES TOOLING NOT AVAILABLE

SEE SHEET 1 EC NO: UCP2016-0427 DRWNSYANG01 2015/07/30 CHKD:MORGAN 2015/07/30 APPR:SMILLER 2016/02/19	QUALITY SYMBOLS 	GENERAL TOLERANCES (UNLESS SPECIFIED)		DIMENSION STYLE MM/IN		SCALE	DESIGN UNITS INCH	THIRD ANGLE PROJECTION
		4 PLACES ± --- ± ---	DRAWN BY RKADAMS	DATE 07/15/2004	TITLE SALES ASSY, SL VERTICAL HEADER W/LATCH & NO PEGS (2.54)/.100 CENTERS 			
		3 PLACES ± --- ± .005	CHECKED BY BBARKER	DATE 07/15/2004				
		2 PLACES ± 0.13 ± .01	APPROVED BY SMILLER	DATE 2016/02/19				
1 PLACE ± 0.25 ± ---	MATERIAL NO. SEE TABLE		DOCUMENT NO. SD-70543-001	SHEET NO. 3 OF 3				
0 PLACE ± --- ± ---	ANGULAR ±1/2°		DRAFT WHERE APPLICABLE MUST REMAIN WITHIN DIMENSIONS		THIS DRAWING CONTAINS INFORMATION THAT IS PROPRIETARY TO MOLEX INCORPORATED AND SHOULD NOT BE USED WITHOUT WRITTEN PERMISSION			

13		12		11		10		9		8		7		6		5		4		3		2		1	
CIRCUIT SIZE	ASSEMBLY ITEM NUMBER 70543	MANUFACTURE RELEASE STATUS				D REF.	E ± .010			CONNECTOR END PLATING			P.C. BOARD END PLATING												
										TYPE	H MEAS.		TYPE	K MEAS.											
2-8	-9001-9007	R.F.M.				(3.30) .130	(6.10) .240				15 GOLD	(2.54) .100		TIN	(1.27) .050										
3 - 10	-9037-9044	R.F.M.				(3.30) .130	(6.10) .240				TIN	(2.54) .100		TIN	(1.27) .050										
2 - 8	-9106-9112	R.F.M.				(3.30) .130	(6.10) .240				30 GOLD	(2.54) .100		TIN	(1.27) .050										
13-18	-9117-9122	R.F.M.																							
3	-9166	R.F.M.				(3.81) .150	(6.10) .240				30 GOLD	(2.54) .100		TIN	(1.27) .050										

CIRCUIT SIZE	ASSEMBLY ITEM NUMBER	ASSEMBLY ITEM NUMBER	ASSEMBLY ITEM NUMBER	ASSEMBLY ITEM NUMBER	ASSEMBLY ITEM NUMBER	ASSEMBLY ITEM NUMBER	ASSEMBLY ITEM NUMBER	ASSEMBLY ITEM NUMBER	ASSEMBLY ITEM NUMBER	ASSEMBLY ITEM NUMBER	ASSEMBLY ITEM NUMBER	ASSEMBLY ITEM NUMBER	ASSEMBLY ITEM NUMBER	ASSEMBLY ITEM NUMBER	ASSEMBLY ITEM NUMBER	ASSEMBLY ITEM NUMBER	ASSEMBLY ITEM NUMBER	ASSEMBLY ITEM NUMBER	ASSEMBLY ITEM NUMBER	ASSEMBLY ITEM NUMBER	ASSEMBLY ITEM NUMBER	CIRCUIT SIZE	
2	70543-9001					70543-9106																	2
3	70543-9002		70543-9037			70543-9107		70543-9166															3
4			70543-9038			70543-9108																	4
5						70543-9109																	5
6	70543-9005					70543-9110																	6
7	70543-9006					70543-9111																	7
8	70543-9007		70543-9042			70543-9112																	8
9																							9
10			70543-9044																				10
11																							11
12																							12
13						70543-9117																	13
14																							14
15																							15
16																							16
17																							17
18						70543-9122																	18
19																							19
20																							20
21																							21
22																							22
23																							23
24																							24
25																							25

X IN COLUMN UNDER *ASSEMBLY ITEM NUMBER* HEADING DENOTES TOOLING NOT AVAILABLE

ADD 70543-9110 EC NO: UCP2007-0903 DRWINHAI BARRA 2006/10/25 CHKDJMORGAN 2006/10/27 APPR:SMILLER 2006/10/30 REV:	QUALITY SYMBOLS	GENERAL TOLERANCES (UNLESS SPECIFIED)	DIMENSION STYLE	SCALE	DESIGN UNITS	THIRD ANGLE PROJECTION	
	▼=0 ▽=0	mm INCH 4 PLACES ± --- ± --- 3 PLACES ± --- ± .005 2 PLACES ± 0.13 ± .01 1 PLACE ± 0.25 ± --- ANGULAR ± ---°	IN/MM	---	INCH	DRAWN BY: RKADAMS DATE: 07/15/2004 CHECKED BY: BBARKER DATE: 07/15/2004 APPROVED BY: SMILLER DATE: 07/15/2004	TITLE: SALES ASSY, SL VERTICAL HEADER W/LATCH & NO PEGS (2.54)/.100 CENTERS MOLEX MOLEX INCORPORATED
		DRAFT WHERE APPLICABLE MUST REMAIN WITHIN DIMENSIONS	SEE TABLE	MATERIAL NO.	DOCUMENT NO.	SHEET NO.	
					SD-70543-001	2 OF 3	