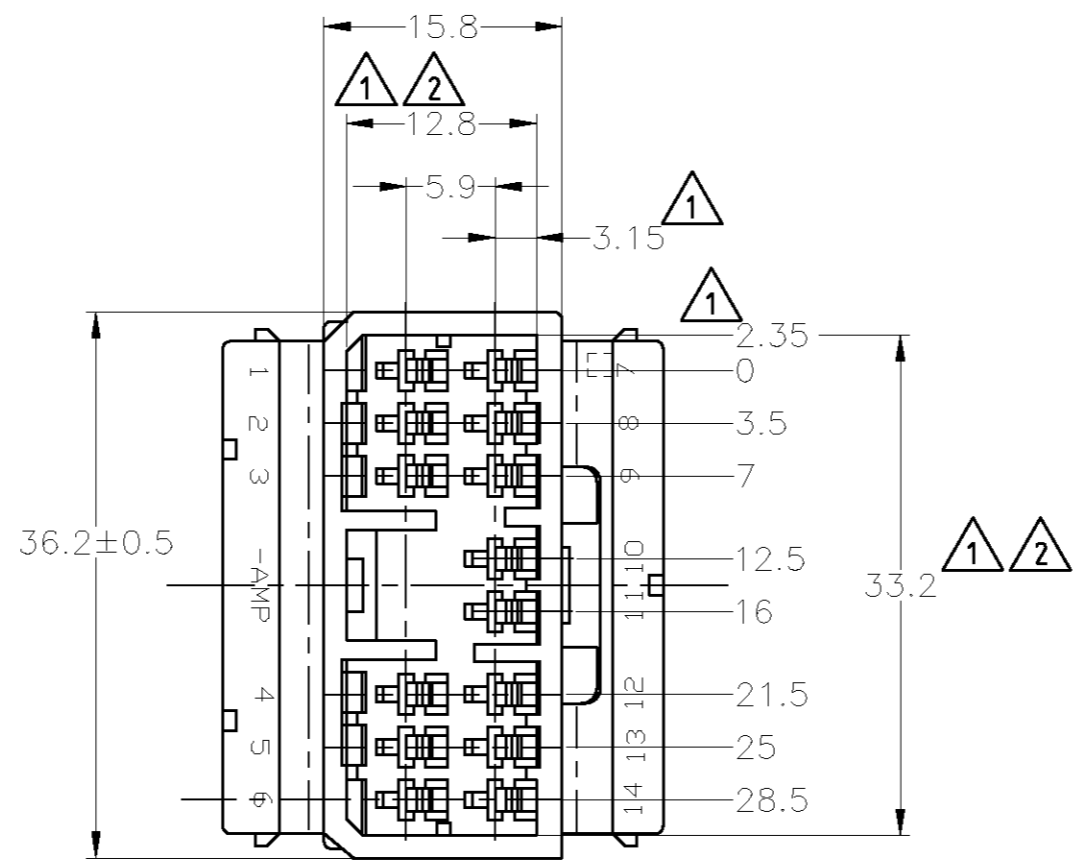
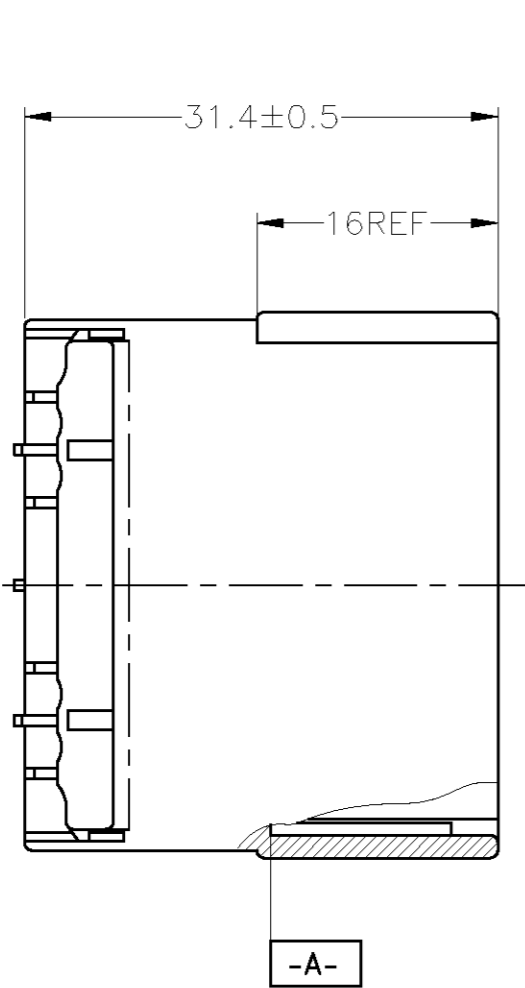
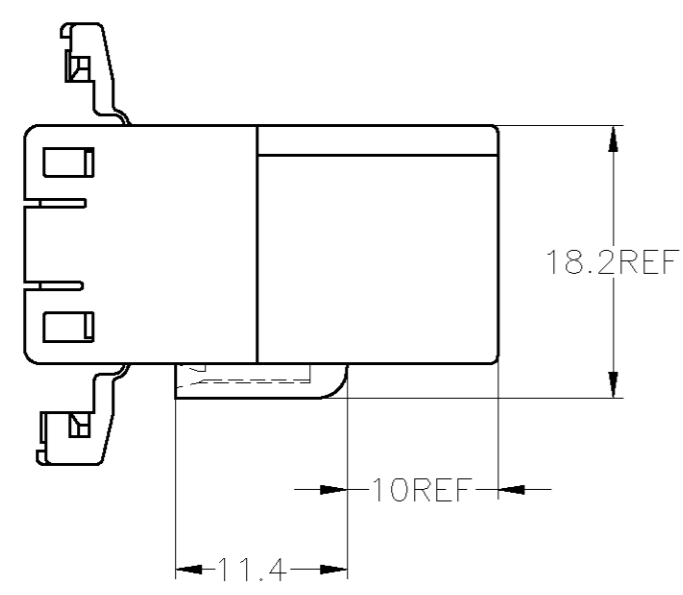


THIS DRAWING IS UNPUBLISHED. RELEASED FOR PUBLICATION  
 © COPYRIGHT BY TYCO ELECTRONICS CORPORATION. ALL INTERNATIONAL RIGHTS RESERVED.

| LOC | DIST | REVISIONS   |                       |         |       |
|-----|------|-------------|-----------------------|---------|-------|
| P   | LTR  | DESCRIPTION | DATE                  | DWN     | APVD  |
| J   | -    | E1          | REVISED ECR-08-031766 | 08DEC08 | SF KB |



1. MUST BE KEPT BETWEEN **-A-** AND 2
  2. TO BE MATED WITH PLUG HOUSING SMOOTHLY
  3. APPLIED TAB CONTACT; P/N 173633 AND 173645
  4. APPLIED PLUG HOUSING; P/N 173852 etc
1. **-A-** 面より2mmの範囲で測定
  2. 相手ハウジングと所定の機能を満足して嵌合できること
  3. 内装するタブコンタクトは型番173633、173645
  4. 嵌合相手ハウジング型番173852 他



|                                       |            |                  |
|---------------------------------------|------------|------------------|
| V-2                                   | 白 (WHITE)  | 1-174934-1       |
| HB                                    | 黄 (YELLOW) | 174934-7         |
|                                       | 灰 (GRAY)   | 174934-6         |
|                                       | 青 (BLUE)   | 174934-5         |
|                                       | 緑 (GREEN)  | 174934-4         |
|                                       | 黒 (BLACK)  | 174934-2         |
|                                       | 白 (WHITE)  | 174934-1         |
| 使用材料難燃グレード (FLAMMABILITY OF MATERIAL) | 色 (COLOR)  | 型番 (PART NUMBER) |

|   |  |                       |   |                 |
|---|--|-----------------------|---|-----------------|
| THIS DRAWING IS A CONTROLLED DOCUMENT.  |  | DWN S.FUJITA 08DEC08  | Tyco Electronics Corporation<br>Kawasaki, Japan                           |                 |
| DIMENSIONS: mm  |  | CHK K.BETSUI 08DEC08  |   |                 |
| TOLERANCES UNLESS OTHERWISE SPECIFIED:  |  | APVD K.BETSUI 08DEC08 | NAME  |                 |
| 0 PLC ±-<br>1 PLC ±-<br>2 PLC ±-<br>3 PLC ±-<br>4 PLC ±-<br>ANGLES ±-                                       |  | PRODUCT SPEC          | 070 SERIES MULTILOCK I/O CONNECTOR<br>14POSITION CAP HOUSING WIRE TO WIRE |                 |
| MATERIAL PBT  |  | FINISH -              | APPLICATION SPEC  | RESTRICTED TO   |
| TOLERANCES UNLESS OTHERWISE SPECIFIED:<br>一般公差<br>10 > : ±0.2<br>30 > : ±0.25<br>> 30 : ±0.3<br>ANGLE : ±3° |  | WEIGHT -              | SIZE A3   | CAGE CODE 00779 |
|   |  | CUSTOMER DRAWING      | DRAWING NO C-174934   | SCALE 2:1       |
|   |  |                       |   | SHEET 1 OF 1    |
|   |  |                       |   | REV E1          |